



E-TENDER

FOR

Name of Work:-HE-C-WS-IMPROV-07 Proposal for Replacement of Old Pali Inlet of PHR of size 750>600 from Junction of S.V. road & Hill road to Junction of Khar Pali road and Ambedkar road in H/West ward.

Bid No. :-7200036273

Sd/-

S.E.W.W. (Const.)W.S.
(Shri. Vipul Bagade)

Sd/-

S.E.W.W. (Const.)W.S.
(Shri. Nandu Kadam)

Sd/-

A.E.W.W. (Const.)W.S.
(Shri. Sanjivan Pawar)

Sd/-

E.E.W.W. (Const.)W.S.
(Shri. S.S. Rane)

Sd/-

Dy. H.E. (Const.)
(Shri. G. G. Garule)

Sd/-

H.E.
(Shri. P. L. Malwade)

Website: <http://portal.mcgm.gov.in/tenders>
Office of the Deputy Hydraulic Engineer (Construction)
Hydraulic Engineer's Department,
BMC. Engineering Hub Building, First Floor,
Dr. E Moses Road, Worli,
Mumbai - 400018.

BLANK

INDEX

SECTION	DESCRIPTION	PG. NO.
1	<u>E-TENDER NOTICE</u>	5-9
2	<u>ELIGIBILITY CRITERIA</u>	11-13
3	<u>DISCLAIMER</u>	15-17
4	<u>INTRODUCTION</u>	19-21
5	<u>E-TENDER ONLINE SUBMISSION PROCESS</u>	23-27
6	<u>INSTRUCTIONS TO APPLICANTS</u>	29--86
7	<u>SCOPE OF WORK</u>	87-89
8	<u>BILL OF QUANTITIES</u>	91-106
9	<u>GENERAL CONDITIONS OF CONTRACT</u>	107-158
10	<u>SPECIFICATIONS</u>	159-236
11	<u>FRAUD AND CORRUPT PRACTICES</u>	237-240
12	<u>PRE-BID MEETING</u>	241-242
13	<u>LIST OF APPROVED BANKS</u>	243-247
14	<u>APPENDIX</u>	249-273
15	<u>REVISED CONTRACT CLAUSE FOR GIS UPDATION, DATA FORMATS AND SO MONUMENTS LIST</u>	275-284
16	<u>LATEST BARRICADING CIRCULAR</u>	285-298
17	<u>CIRCULAR REGARDING PWDREGISTRATION</u>	299-300
18	<u>CIRCULAR REGARDING PARAMETERS OF LITIGATION HISTORY OF THE BIDDER</u>	301-303
19	<u>CIRCULARS</u>	305-315

BLANK

SECTION 1
E-TENDER NOTICE

BRIHANMUMBAI MUNICIPAL CORPORATION

E-TENDER NOTICE

Bid No. :- 7200036273

Subject: - HE-C-WS-IMPROV-07 Proposal for Replacement of Old Pali Inlet of PHR of size 750>600 from Junction of S.V. road & Hill road to Junction of Khar Pali road and Ambedkar road in H/West ward.

The Brihanmumbai Municipal Corporation(BMC) invites e-tender to appoint Contractor for the aforementioned work from contractors of repute, multidisciplinary engineering organizations i.e. eminent firm, Proprietary/Partnership Firms/ Private Limited Companies/ Public Limited Companies/Companies registered under the Indian companies' act 2013, the contractors registered with the Brihanmumbai Municipal Corporation,(BMC) in **Class AA, category C-IV as per old registration and Class I (B) & above as per new registration** and from the contractors/firms equivalent and superior classes registered in Central or State Government/Semi Govt. Organization/Central or State Public Sector Undertakings, will be allowed subject to condition that, the contractors who are not registered with BMC will have to apply for registering their firm within three months' time period from the award of contract, otherwise their Bid Security i.e. **E.M.D (Earnest Money Deposit) will be forfeited/recovered and an amount equal to Registration Fee of respective class will be recovered as penalty.**

Bidding Process will comprise of THREE stages.

The application form can be downloaded from BMC's portal (<http://portal.mcgm.gov.in>) on payment of **Rs. 12,272/-** [Rs.10,400/- + 18 % GST (9 %CGST + 9 % SGST)]. The applicants not registered with BMC are mandated to get registered (Vendor Registration) with BMC for e-tendering process & obtain login credentials to participate in the online bidding process.

i. To download the application form, for those applicants not having vendor registration, need to apply first for vendor registration at the office of Account Officer (FAR), 4th floor, Municipal Headquarter.

ii. Followed by SRM login ID and password to be obtained from Central Purchase Department (CPD), Office at Byculla, Bakariadda, Mumbai

iii. For e-Tendering registration, enrollment for digital signature certificates and user manual, please refer to respective links provided in 'Tenders' tab. Vendors can get digital signature from any one of the Certifying Authorities (CA's) licensed by controller of certifying authorities namely, Safes crypt, IDRBT, National informatics center, TCS, CUSTOMS, MTNL, GNFC and e-Mudra CA.

Name and location of work	Contract period	Estimated Cost of Project (Rs.)
HE-C-WS-IMPROV-07 Proposal for Replacement of Old Pali Inlet of PHR of size 750>600 from Junction of S.V. road & Hill road to Junction of Khar Pali road and Ambedkar road in H/West ward.	18 (Eighteen Months Excluding Monsoon)	16,24,38,539/-

In terms of the 3-stage system of e-tendering, a Bidder will be required to deposit, along with its Bid, an Earnest Money Deposit of **Rs.16,24,400/-** (Rupees Sixteen Lacs Twenty Four Thousand Four Hundred Only)(the "EMD"), refundable in accordance to the relevant clause of bid document, from the Bid Due Date, except in the case of the selected Bidder whose Bid Security/EMD shall be retained. The Bidders will have to provide Earnest Money Deposit through the payment gateways while submitting the bids. The Bid shall be summarily rejected if it is not accompanied by the Earnest Money Deposit. The e-tender is available on BMC portal (<http://portal.mcgm.gov.in>) as mentioned in the Header Data of the tender.

As per THREE Packet systems, the document for Packet A & B is to be uploaded by the bidder in vendors' document online in Packet A, B & for Packet C, bidder fill the data in item data tab in service line item via details & quotes his percentage figure variation. Packet A, B & C shall be opened on dates as mentioned in header data. All the responsive and eligible bidders if they so wish can be present at the time of opening of bids, in the office of Executive Engineer (Construction)W.S.. The Packet C shall be opened if bids submission in Packet A& B satisfies/includes all the requirements and same are found acceptable to the Authority.

The Municipal Commissioner reserves the right to reject all or any of the e- tender(s) without assigning any reasons at any stage.

The dates and time for submission and opening the bids are as shown in the Header Data. If there are any changes in the dates the same will be displayed on the BMC Portal. (<http://portal.mcgm.gov.in>)

The Applicants interested for the above referred works may contact the Executive Engineer Water Works (Const.) W.S. at the following address on any working day during office hours.

Office of the Executive Engineer Water Works (Construction) Western Suburbs
Hydraulic Engineer's Department,

CTS no 309/5, Village Pahadi, Sadbhav Excel Estate, C Wing, Govindji Shrof
Marg, Opp.Patel Auto Service.Off SV road, Goregaon (West) Mumbai.400104

The work will be spread across all 01 administrative ward of western suburbs and applicant can collect the information of the present status from the Office of Executive Engineer Water Works (Const.) W.S. who have invited the bids.

The BMC reserves the rights to accept any of the application or reject any or all the application received for above works, without assigning any reasons thereof. The information regarding above subject matter is available on Website of BMC. (<http://portal.mcgm.gov.in/tenders>)

Sd/-

Hydraulic Engineer

HEADER DATA

Tender Document No	Bid no :-7200036273
Name of Organization	BRIHANMUMBAI MUNICIPAL CORPORATION (Hydraulic Engineer's Department)
Subject	HE-C-WS-IMPROV-07 Proposal for Replacement of Old Pali Inlet of PHR of size 750>600 from Junction of S.V. road & Hill road to Junction of Khar Pali road and Ambedkar road in H/West ward.
Cost of Tender	Rs. 12,272 /- [Rs.10,400/- + 18 % GST (9 % CGST + 9 % SGST)]
Cost of E-Tender (Estimated Cost)	Rs. 16,24,38,539/-
Bid Security Deposit/ EMD	Rs.16,24,400/-
Date of issue and sale of tender	20.10.2022 from 11.00 Hrs.
Last date & time for sale of tender	02.11.2022 up to 12.00 Hrs.
Receipt of Bid Security Deposit & Submission of Packet A, B & Packet C (Online)	02.11.2022 up to 16.00 Hrs.
Pre-Bid Meeting	28.10.2022 at 15.00 Hrs. in conference room of Hydraulic Engineer, Municipal Engineering Hub Building, First Floor, Dr. E. Mozes Road, Worli, Mumbai-400018
Opening of Packet A & B	03.11.2022 after 16.30 Hrs. Onwards
Opening of Packet C	10.11.2022 after 15.00 Hrs. Onwards
Address for communication	Office of Executive Engineer Water Works (Const.) W.S, Hydraulic Engineer's Department, C.T.S. No. 309/5, C- Wing, Sadbhav Excel Estate Soc., Opp. Patel Petrol Pump, Govindji Shroff Road, Off.S.V.Road, Goregaon (West) Mumbai – 400 104.
Venue for opening of bid	Office of Executive Engineer Water Works (Const.) W.S, Hydraulic Engineer's Department, C.T.S. No. 309/5, C- Wing, Sadbhav Excel Estate Soc., Opp. Patel Petrol Pump, Govindji Shroff Road, Off S.V. Road, Goregaon (West) Mumbai – 400 104.

This tender document is not transferable.

The BMC reserves the rights to accept any of the application or reject any or all the application received for above subject without assigning any reason thereof.

All intending tenderer should forward the scanned copy of their letter containing all queries for pre bid meeting by email on the email id eevwconstws.he@mcgm.gov.in . Please note that all emails which will reach the inbox on 27.10.2022 by 5.00 p.m. will be considered for pre-bid meeting and physical letter submitted if any will not be considered. Tender shall be valid for 180 days from the date of tender opening i.e. packet 'A' of the tender.

Sd/-
Hydraulic Engineer

BLANK

SECTION 2

ELIGIBILITY CRITERIA

2.1 Technical Capacity

The tenderer(s) in their own name should have satisfactorily completed / executed the work of similar nature in BMC /Semi Govt. /Govt. & Public Sector Organizations during **last seven (7) years** ending last day of month previous to the date of issue of tenders as a prime Contractor (or as a nominated sub-Contractor, where the subcontract had involved similar nature of work as described in the scope of works in this bid document, provided further that all other qualification criteria are satisfied)

The proposed work is **Original and New construction works**; hence the Post Qualification Criteria is kept as follows as per the new Standard bid document.

- a Three similar completed works** each of value not less than the value equal to **30%** of estimated cost put to tender i.e. **Rs. 487.32 Lakhs each.**

Or

- b Two similar completed works** each of value not less than the value equal to **40%** of estimated cost put to tender i.e. **Rs. 649.75 Lakhs each.**

Or

- c One similar completed work** of value equal and or not less than the **60%** of estimated cost put to tender i.e. **Rs. 974.63 Lakhs.**

The value of completed works shall be brought to current costing level by enhancing the actual value of work at compound rate of 10 % per annum; calculated from the date of completion to the date of issue of tenders.

- **In case of ongoing works to be considered, the bidder must have received payment bills of 80% of the contract sum for the work/works executed last day of month previous to the one in which bids are invited.**

2.2 Financial Capacity:

Achieved an average annual financial turnover as certified by 'Chartered Accountant' (in all classes of civil engineering construction works only) equal to **30%** of the estimated cost i.e.**Rs. 487.32 Lakhs** of work in **last three (3) financial years** immediately preceding the Financial Year in which bids are issued.

The value of completed works shall be brought to current costing level by enhancing the actual value of work at compounded rate of 10 % per annum; calculated from the date of completion to last date of receipt of applications for tenders.

2.3 Similar Experience:

For assessing the technical capacity of Original and New construction works, Similar work shall mean, Completed work of laying of various dia. CI/DI/MS water main allied works related to pressure pipeline as rising main, mains of sewer/petroleum/gas of minimum 450mm dia.

In case of various dia. works, the cost of work to be considered for MS WM and CI/DI WM for deciding the technical eligibility of the bidder will be as under :-

- MS WM – works of 450mm dia and above
- CI / DI WM – works of more than 450mm dia

2.4 Bid Capacity:

The bid capacity of the prospective bidders will be calculated as under:

Assessed Available Bid Capacity = (A* N* 2 - B)

Where,

A = Maximum value of Civil Engineering works completed in any one year (year means Financial year) during **the last five years** (updated to the price level of the Financial year in which bids are invited at a compounded rate of 10% per year) taking into account the completed works;

N = Number of years prescribed for completion of the Project/Works, **excluding monsoon period**, for which these bids are being invited. (E.g. 7 months = 7/12 year) For every intervening monsoon 0.33 shall be added to N.

B = Value of existing commitments (**only allotted works**) on the last date of submission of bids as per bidding document and on-going works to be completed during the period of completion of the Project/Works for which these bids are being invited.

Note:- The statement showing the value of existing commitments and on-going works as well as the stipulated period of completion remaining for each of the works listed should be attached along with certificates duly signed by the Engineer-in Charge, not below the rank of an Executive Engineer or equivalent.

Even though the bidders meet the above qualifying criteria, they are subject to be disqualified if they have:

- made misleading or false representation in the forms, statements and attachments submitted in proof of the qualification requirements; and/or

- Record for poor performance such as abandoning the works, not properly completing the contract, inordinate delays in completion, ~~litigation history~~, or financial failures etc.

BLANK

SECTION 3
DISCLAIMER

DISCLAIMER

The information contained in this e-tender document or provided to Applicant(s), whether verbally or in documentary or any other form, by or on behalf of the Brihanmumbai Municipal Corporation (BMC), hereafter also referred as “The Authority “, or any of its employees or advisors, is provided to Applicant(s) on the terms and conditions set out in this e-tender and such other terms and conditions subject to which such information is provided.

This e-tender includes statements, which reflect various assumptions and assessments arrived at by the Brihanmumbai Municipal Corporation (BMC) in relation to the Project. Such assumptions, assessments and statements do not purport to contain all the information that each Applicant may require. This e-tender may not be appropriate for all persons, and it is not possible for the Brihanmumbai Municipal Corporation (BMC), its employees or advisors to consider the investment objectives, financial situation and particular needs of each party who reads or uses this e-tender. The assumptions, assessments, statements and information contained in this e-tender may not be complete, accurate, adequate or correct. Each Applicant should therefore, conduct its own investigations and analysis and should check the accuracy, adequacy, correctness, reliability and completeness of the assumptions, assessments, statements and information contained in this e-tender and obtain independent advice from appropriate sources.

Information provided in this e-tender to the Applicant(s) is on a wide range of matters, some of which may depend upon interpretation of law. The information given is not intended to be an exhaustive account of statutory requirements and should not be regarded as a complete or authoritative statement of law. The Brihanmumbai Municipal Corporation (BMC) accepts no responsibility for the accuracy or otherwise for any interpretation or opinion on law expressed here.

The Brihanmumbai Municipal Corporation (BMC), its employees and advisors make no representation or warranty and shall have no liability to any person, including any Applicant or Bidder, under any law, statute, rules or regulations or tort, principles of restitution or unjust enrichment or otherwise for any loss, damages, cost or expense which may arise from or be incurred or suffered on account of anything contained in this e-tender or otherwise, including the accuracy, adequacy, correctness, completeness or reliability of the e-tender and any assessment, assumption, statement or information contained therein or deemed to form part of this e-tender or arising in any way with pre-qualification of Applicants for participation in the Bidding Process. The Brihanmumbai Municipal Corporation(BMC) also accepts no liability of any nature whether resulting from negligence or otherwise howsoever caused arising from reliance of any Applicant upon the statements contained in this e-tender.

The Brihanmumbai Municipal Corporation (BMC) may, in its absolute discretion but without

being under any obligation to do so, update, amend or supplement the information, assessment or assumptions contained in this e-tender.

The issue of this e-tender does not imply that the Brihanmumbai Municipal Corporation (BMC) is bound to select and short-list pre-qualified Applications for Bid Stage or to appoint the selected Bidder or Concessionaire, as the case may be, for the Project and the Brihanmumbai Municipal Corporation (BMC) reserves the right to reject all or any of the Applications or Bids without assigning any reasons whatsoever.

The Applicant shall bear all its costs associated with or relating to the preparation and submission of its Application including but not limited to preparation, copying, postage, delivery fees, expenses associated with any demonstrations or presentations which may be required by The Brihanmumbai Municipal Corporation(BMC) or any other costs incurred in connection with or relating to its Application. All such costs and expenses will remain with the Applicant and the Brihanmumbai Municipal Corporation(BMC) shall not be liable in any manner whatsoever for the same or for any other costs or other expenses incurred by an Applicant in preparation or submission of the Application, regardless of the conduct or outcome of the Bidding Process.

BLANK

SECTION 4

INTRODUCTION

INTRODUCTION

4.1 Background:

The Brihanmumbai Municipal Corporation (BMC) covers an area of 437.71sq.kms.with a population of **1.24 Crores as per census of 2011**. The metropolis accounts major portion of India's international trade and government's revenue, from being one of the foremost centers of education, science and technological research and advancement.

The Mumbai Metropolis has historic tradition of strong civic activism dedicated to the cause of a better life for all its citizens. And it is the Brihanmumbai Municipal Corporation(BMC), hereafter called the "corporation", is the primary agency responsible for urban governance in Greater Mumbai.

BMC (The Authority) is one of the largest local self-governments in the Asian Continent. In observance of historic traditions of strong civic activism, with the change in time and living conditions to match with the urbanization, BMC has mainly focused in providing almost all kinds of engineering services viz, Hydraulics, storm water drain, sewerage, water supply projects, roads, bridges, solid waste management, and environmental services. Beside this, the BMC is also providing dedicated services in various segments such as Health, Primary Education as well as the construction and maintenance of Public Markets and Slaughter Houses. BMC is an organization having different departments, right from engineering depts. to health depts. Moreover, BMC has other dept. like education, market, fire brigade dept., Octroi and other such departments where quite a good number of staff members are working.

4.2 Scope of Work: -This particular tender comes under the category of "~~Regular, Routine and Maintenance works/Original and New construction works/ For Other Special works~~". The scope of work consists of:-

Proposals In Z – IV					
Sr. No.	Ward	Name of Work	Approval No.	Dia (in mm)	Proposed Length (In Mtr)
1	H/W	HE-C-WS-IMPROV-07 Proposal for Replacement of Old Pali Inlet of PHR of size 750>600 from Junction of S.V. road & Hill road to Junction of Khar Pali road and Ambedkar road in H/West ward.	HE/946/EEWW (P&R)/IR/dtd-23.09.2021	150	189
				250	122
				300	162
				450	27
				600	369
				750	2259
			Total		3128

1. The work is to be executed in phases. The work shall be carried out by the contractor as per priority as decided by engineer and in co-ordination with other agencies.
2. As one of the work is along the W. E. Highway, Mumbai (the alignment of work of replacement of water main) and some works are along the road having heavy vehicular traffic, contractor shall abide as per rules and instructions of Traffic Police department.
3. The proposed work to be carried through existing Flexible pavement and Rigid Pavement (Cement Concrete bays) at some places.
4. Hydraulic testing of newly laid water main at required pressure as per guidelines decided by Brihanmumbai Municipal Corporation (BMC) at time of execution of work.
5. Reinstatement of trenches in Cement concrete bays, and flexible pavement depending upon existing surface excavated for the work of laying water main.
6. Encasement of mild steel water main in M20 grade concrete for external protection.
7. Making various cross-connections as approved by EEW(P.&R.) (i.e. Laying of water main by open excavation and cross connecting to the existing system, Hydraulic Testing, Discarding of old mains & commissioning of newly laid water main etc.). Tender drawings showing locations and scope of work are kept ready. The same can be seen in the office of E.E.W.W (Const) WS.
8. The works are requires to be carried out in close co-ordination with MMRDA/METRO authority/Bridge department.
9. The work has to be carried out in close co-ordination with AEW(H/W)Ward and AEW(Maint.)WS. Also considering the available narrow width/space for diversion of existing water mains, the work needs to be carried out under stringent supervision by the appointed contractor.

BLANK

SECTION 5

E-TENDERING ONLINE

SUBMISSION PROCESS

E-TENDERING ONLINE SUBMISSION PROCESS

5.1 TENDER DOCUMENT:

e-Tender document is not transferable. Tenderers are requested to read carefully the following directions, terms and conditions of the contract. Tenderer has to sign the form of tender, annexure, specifications and bill of quantities and rates etc. after making appropriate entries wherever necessary, before uploading the scanned copies of these various documents of tender. All entries should be in clear writing and legible. Any corrections made by the tenderer in his entries must be attested by the signatory. e-Tenders containing erasures or alterations not so attested or written in illegible form are liable to be rejected. Contents of the tender documents are as per Index page.

5.2 COST OF e-TENDERING

The Corporation shall not defray expenses incurred by any tenderer(s) in tendering and shall not be bound to accept the lowest or any tender. The tenderer(s) shall bear all costs associated with the preparation and submission and uploading of his Tender, and the Employer will in no case be responsible and liable for those costs.

5.3 INVITATION OF e-TENDER:

The Municipal Commissioner for and on behalf of the Brihanmumbai Municipal Corporation(BMC), hereinafter referred as 'The Corporation' will receive tender for the above work by electronic mode i.e. internet through respective BMC website.

5.4 LANGUAGE OF e-TENDER:

e-Tender shall be written in English, information in any other language shall be accompanied by its translation in English. Only English text shall be governing in e-tendering.

5.5 PROCESS TO BE CONFIDENTIAL:

Information relating to the examination, clarification, evaluation and comparison of tender and recommendations for the award of a contract shall not be disclosed to e-tenderers or any other persons not officially concerned with such process until the award to the successful tenderer has been announced. Any effort by a tenderer to influence the Employer's processing of tenders or award decisions may result in the rejection of his tender, and his disqualification.

The terminology of e-Tendering is solely depending upon policies in existence, guidelines and methodology adopted since decades. The SRM is only change in process of accepting and evaluation of tenders in addition to manual. The SAP module to be used in this E-tendering is known as Supplier Relationship Module (SRM). SRM is designed and introduced by ABM Knowledge ware Ltd. who will assist BMC in throughout the tendering process for successful implementation.

NOTE: This tendering process is covered under Information Technology ACT & Cyber Laws as applicable

(1) In e-tendering process some of the terms and its definitions are to be read as under wherever it reflects in online tendering process.

Start Date read as “Sale Date”

End Date read as “Submission Date”

Supplier read as “Contractor/bidder”

Vendor read as “Contractor/bidder”

Vendor Quotation read as “Contractors Bid/Offer”

Purchaser read as “Department/BMC”

I. Before entering in to online tendering process, the bidders should complete the registration process so as to get User ID for E-tendering links. For this, the bidders can access through Supplier registration via BMC Portal.

There are two methods for this registration :(II and III)

II. Transfer from R3 (registered contractors with BMC) to SRM

a. Contractors already registered with BMC will approach to Vendor Transfer cell.

b. Submit details such as (name, vendor code, address, registered Email ID, pan card etc.) to Vendor transfer cell.

c. BMC authority for Vendor Transfer, transfers the Vendor to SRM application from R3 system to SRM system.

d. Transferred Vendor receives User ID creation link on his supplied mail Id.

e. Vendor creates his User ID and Password for e-tendering applications by accessing link sent to his mail ID.

III. Online Self Registration (Temporary registration for applicant not registered with BMC)

a Vendor fills up Self Registration form via accessing BMC portal.

b Vendor Transfer cell (same as mentioned above) accesses Supplier Registration system and accepts the Vendor request.

c Accepted Vendor receives User ID creation email with Link on his supplied mail Id.

d Vendor creates his User ID and Password for e-tendering application.

IV. CONTRACTORS BIDDING: Applicant will Quote and Upload Tender Documents

1 Access e-tender link of SRM Portal

2 Log in with User ID and Password

3 Selects desired Bid Invitation (he wants to bid)

4 To download tender documents bidders will have to pay online Tender fee. The same can be done by accessing Pay Tender Fees option. By this one will be able to pay Tender fee through Payment Gateway-If transaction successful, bidders can register his interest to participate. Without Registration one cannot quote for the Bid/Tender.

5 Applicant will download Tender Documents from Information from purchaser tab by accessing Purchaser document folder through collaboration 'C' folder link.

6 Applicant will upload Packet **A** related and Packet **B** related Documents in Packet **A** and Packet **B** folder respectively by accessing these folders through "My Notes" Tab and collaboration folder link.

7 All the documents uploaded have to be digitally signed and saved. bidders can procure there digital signature from any certified CA's in India.

8 Bid security deposit/EMD and ASD, if applicable, should be paid online as mentioned in tender.

9 For commercial details (in Packet **C**) bidders will fill data in Item Data tab in Service Line Item via details and quotes his "Percentage Variation" (i.e.% quoted) figure.(If entered '0' it will be treated as at par. By default the value is zero only.

10 Applicants to check the bid, digitally signs & save and submit his Bid Invitation.

11. Applicants can also save his uploaded documents/commercial information without submitting the BID for future editing through 'HOLD' option.

12. Please note that "Hold" action do not submit the Bid.

13. Applicants will receive confirmation once the Bid is submitted.

14. Bid creator (BMC) starts Bid Opening for Packet **A** after reaching End Date and Time and Bid Evaluation process starts.

As per Three Packet system, the document for Packet 'A' & 'B' is to be uploaded by the tenderer in 'Vendor's document' online in Packet 'A' & 'B'. Before purchasing/ downloading the tender copy, tenderer may refer to post- Qualification criteria mentioned in e-Tender Notice.

The tenderer shall pay the EMD/Bid Security through payment gateways before submission of Bid and shall upload the screenshot of receipt of payment in Packet 'A' instead of paying the EMD at any of the CFC centers in BMC Ward Offices.

The e-tender is available on BMC portal, <http://portal.mcgm.gov.in>, as mentioned in the Header Data of the tender. The tenders duly filled in should be uploaded and submitted online on or before the end date of submission. The Packet 'A', Packet 'B' & Packet 'C' of the tenderer will be opened as per the time-table shown in the Header Data in the office of Deputy Hydraulic Engineer (Construction).

The Municipal Commissioner reserves the right to reject all or any of the e-Tender(s) without assigning any reason at any stage. The dates and time for submission and opening the tenders are as shown in the Header Data. If there are any changes in the dates the same will be displayed on the BMC Portal (<http://portal.mcgm.gov.in>).

Tenderer(s) are requested to submit and upload the e-tenders in time on or before the stipulated day so as to avoid rush at the closing hours. BMC will not be responsible for poor connectivity of network/internet services/connectivity of servers/snag in system/ breakdown of network and /or any other interruptions. If any online information uploaded but not received by Bid creator (BMC) within stipulated time limit, BMC will not be held responsible at any cost and such bids cannot be validated. Any online intimation/information asked to be submitted by Bidders/Contractors or sent to Bidders/Contractors, if not received or bounced back at the receiving end due to any problem in server or connectivity, BMC will not be held responsible.

Intimations about clarifications / confirmation in the submitted documents will be informed to Bidders/Contractors) by e-mail on their mail ID/letter. The bidders should also send information in reply e-mail/letter to respective offices where the bid is being scrutinized.

BLANK

SECTION 6
INSTRUCTIONS TO
APPLICANTS

INSTRUCTIONS TO APPLICANTS

6.1 Scope of Application

The Authority wishes to receive Applications for Qualification in order to SELECT experienced and capable Applicants for the Bid Stage.

6.2 Eligibility of Applicants

The Brihanmumbai Municipal Corporation(BMC) invites e-tender to appoint Contractor for the aforementioned work from contractors of repute, multidisciplinary engineering organizations i.e. eminent firm, Proprietary/Partnership Firms/ Private Limited Companies/ Public Limited Companies/Companies registered under the Indian companies' act 2013, the contractors registered with the Brihanmumbai Municipal Corporation(BMC) in **Class AA, category C-IV as per old registration and Class I (B) & above as per new registration** and from the contractors/firms equivalent and superior classes registered in Central or State Government/Semi Govt. Organization/Central or State Public Sector Undertakings, will be allowed subject to condition that, the contractors who are not registered with BMC will have to apply for registering their firm within three months' time period from the award of contract, otherwise their Bid Security i.e. **E.M.D. (Earnest Money Deposit) will be forfeited/recovered and an amount equal to Registration Fee of respective class will be recovered as penalty.**

6.3 Classes available for Civil Contractors (As per old registration rules)

Category	Description of work
Building C-I	Building & allied works, pile foundation, precast or cast in situ concrete works, diaphragm walls, ground anchors and allied works, water proofing, leak proofing of various types of structures.
Bridges C-II	Bridges including road over bridges, flyover, foot over bridges, subways and culverts.
Roads C-III	Road works of various types including storm water drains culverts and training/ de-silting of nallas, underground storm water drains.
Water Supply C-IV	Laying of water mains, rising mains, water pumping stations, reservoirs, head works.
Sewerage C-V	Laying of sewers, rising main & underground storm water drains, sewage pumping stations, treatment plants, outfalls etc.

6.4 Class available according to the limits of works, amount of solvency, registration fees & amount of standing deposit prescribed for each class (As per old registration rules).

Class	Works limit	Solvency amount	Scrutiny fees	Registration fees	Renewal fees	Standing deposit
	Rs	Rs	Rs	Rs	Rs	Rs
		In Lacs				
AA	Without limit	60	2000	4000	2000	7,50,000.00
A	upto 3 Crores	30	2000	4000	2000	4,50,000.00
B	upto 1 Crore	20	1000	2000	1000	3,00,000.00
C	upto 50 Lacs	15	1000	2000	1000	1,50,000.00
D	upto 25 Lacs	10	1000	2000	1000	1,12,500.00
E	upto 10 Lacs	5	1000	2000	1000	45,000.00

6.5 MINIMUM FINANCIAL AND ORGANIZATIONAL REQUIREMENTS FOR CIVIL ENGINEERING DISCIPLINE AS PER REFRAMED RULES

MINIMUM FINANCIAL AND ORGANIZATIONAL REQUIREMENTS FOR CIVIL ENGINEERING DISCIPLINE AS PER REFRAMED RULES						
Sr. No.	Class	Upper limit of Tendering	Minimum Solvency	Total Turn-Over in Last 3 Years	Cost of Single Work Completed within Last 3 years	No. of Civil Engineers Employee
1	2	3	4	5	6	7
1	I(A)	Without Limit	200	4000	1500	4 Graduate with 5 years or 1 Graduate with 5 years and 5 Diploma Holder with 7 years experience.
2	I(B)	2500	175	2500	750	3 Graduate with 5 years or 1 Graduate with 5 years and 4 Diploma Holder with 7 years experience.
3	I(C)	1500	150	1500	300	3 Graduate with 5 years or 1 Graduate with 5 years and 4 Diploma Holder with 7 years experience.

4	II	750	100	750	150	2 Graduate with 3 years or 1 Graduate with 3 years and 3 Diploma Holder with 5 years experience.
5	III	300	75	300	90	2 Graduate with 3 years or 1 Graduate with 3 years and 2 Diploma Holder with 5 years experience.
6	IV	150	40	150	50	1 Graduate with 1 year or 1 Diploma Holder with 3 years experience.
7	IV(A)	90	25	90	30	1 Graduate with 1 year or 1 Diploma Holder with 3 years experience.
8	V	50	15	50	15	1 Graduate with 1 year or 1 Diploma Holder with 3 years experience.
9	V(A)	30	8	0	0	1 Fresh Graduate or 1 Fresh Diploma Holder.
10	VI	15	2	0	0	1 Fresh Graduate or 1 Fresh Diploma Holder.
11	VII	10	1	0	0	1 Fresh Graduate or 1 Fresh Diploma Holder.
12	VIII	5	0.5	0	1 Fresh Graduate or 1 Fresh Diploma Holder.
13	IX	3	0.25	1 Fresh Graduate or 1 Fresh Diploma Holder.

Note:- 1) A Solvency Certificate registered beyond 12 months from the date of its issue will not be considered. Certificate of Solvency (in Hindi/Marathi/English) shall be obtained from scheduled or Nationalize Bank, in the name of the applicant/Firm/Company only.

2) Turn-over shall be supported with work completion/performance certificate of civil works only. In case of works carried out in private organization, T.D.S. Certificate is essential and certificate from License Architect is necessary.

3) Cost of single work criteria will be governed as given in below table

6.6 SINGLE WORK CRITERIA (Rs. In Lakhs)(As per New registration rules)

SINGLE WORK CRITERIA (Rs. In Lakhs)(As per New registration rules)					
Sr. No.	Class	Upper limit of Tendering	Single work criteria(Applicant has to fulfill one of the following criteria)		
			Minimum Cost of Single Work Completed (within Last 3 years)	Cost of Two Works Completed costing not less than (Within Last 3 years)	Cost of Three Works Completed costing not less than (Within Last 3 years)
1	2	3	4	5	6
1	I(A)	Without Limit	1500	750	500
2	I(B)	2500	750	400	250
3	I(C)	1500	300	150	100
4	II	750	150	75	50
5	III	300	90	50	30
6	IV	150	50	25	20
7	IV(A)	90	30	15	10
8	V	50	15	8	5

6.7 Equipment Capabilities as required for this work

6.7.1 Equipment Capability:

Sr.No	Equipment owned/access to	Requirements (No.)		
		Regular and Routine works	New and Original Works	For other special works
1	2	3	4	
01	Pumps for dewatering	1 (5 BHP)	4 (5 BHP)	-
02	Submersible pumps for dewatering	2 (5 BHP)	2 (5 BHP)	-
03	Rock breaker with compressor	1	1	-
04	Pipe cutter	2	2	-
05	Ratchet Drilling machine.	2	2	-
06	Roller Vibratory Min.10T	1	2	-
07	Welding set.	2	2	-
08	Compressor	2	2	-
09	Transit Mixer (Tilted)	1	2	-

10	J.C.B.	±	1	-
11	Excavator / Poclain	-	1	-
12	Dumper / Trucks 8 Cu.m capacity	±	2	-
13	Dumper / Trucks 4 Cu.m capacity	±	2	-
14	C.C.T.V. Camera	±	1	-
15	Mobile D.G.set	±	1	-
16	Plate Vibrator	-	1	-
17	Crane	-	1	-

a) Regular and Routine works: The successful bidder will make the arrangements of the required equipment on the day of commencement or with respect to the progress of the work in phases, as per the instructions of site in charge. The successful bidder and, to that effect he will ensure commitment on an undertaking on Rs.500 stamp paper to be submitted along with the Bid in Packet B. However, this condition in no way shall dilute the respective condition in Registration Rules of BMC.

b) New and Original Works: The bidder should, undertake their own studies and **furnish with their bid**, a detailed construction planning and methodology supported with assessment study of requirements of equipment/plants & machineries to allow the employer to review their proposal. The bidder will ensure his commitment to make the arrangements of the required equipment on the day of commencement or with respect to the progress of the work in phases, as per the instructions of site in charge on an undertaking on Rs.500 stamp paper to be submitted along with the Bid in Packet B. However, this condition in no way shall dilute the respective condition in Registration Rules of BMC.

e) Special Works: The concerned Ch.Eng. shall enlist the equipments in the tender document justified for the project and ensure the capacity of the bidder for the same with the approval of concerned AMC.

Note:

1. Bidders shall submit the undertaking for equipment capability and other undertakings as such on a single Rs.500/- stamp paper.
2. Insistence of availability of equipment/plants at a particular distance from site should not be made in the tender documents.

6.8 Technical Personnel

(B) General Guidelines for Fixing Requirement of Technical Staff

Cost of work (Rs in Crore)	Requirement of Technical Staff		Minimum Experience(year)	Designation
	Qualification	Number		
10 to 20	i) Project Manager with degree in corresponding discipline of Engineering	1	10	Principal Technical Representative
	ii) Graduate Engineer	1	5	Technical Representative
	iii) Graduate Engineer or Diploma Engineer	2	2	Project/Site Engineer and Project Planning/ billing Engineer
		2	5	

5 to10	i) Graduate Engineer	1	5	Principal Technical Representative
	ii) Graduate Engineer or Diploma Engineer	2	2	Project/Site Engineer
		2	5	Engineer
More than 1.5 to 5	i) Graduate Engineer	1	5	Principal Technical Representative
	ii) Graduate Engineer or Diploma Engineer	1	2	Project/Site Engineer
		1	5	Billing Engineer
Up to1.5	i) Graduate Engineer or Diploma Engineer	1	2	Principal Technical Representative
		1	5	Project/Site Engineer/ Billing Engineer

- Notes-**
1. “Cost of work”, in table above, shall mean the agreement amount of the work.
 2. However, the above requirement of technical staff in no way shall dilute the respective condition in Registration Rules of BMC.
 3. Rate of recovery in case of non-compliance of the clause be stipulated at following rates:-

Sr. No	Qualification	Experience(years)	Rate of Recovery
1	Project Manager with degree	10	Rs.30000/-p.m.
2	Graduate Engineer	5	Rs.25000/-p.m.
3	Graduate Engineer	2	Rs.15000/-p.m.
4	Diploma Engineer	5	Rs.15000/-p.m.

6.9 TIME PERIOD OF THE PROJECT:

Entire project should be completed and delivered within **18 (Eighteen) months** of time from the date of award of contract that **Excludes Monsoon**.

The time allowed for carrying out the work as entered in the Tender shall be strictly observed by the Contractor and shall be reckoned from the date on which the Letter of Acceptance is given to the Contractor. The work shall throughout the stipulated period of the Contract be proceeded with all due diligence as time being deemed to be the essence of the contract on the part of the Contractor. On failing to do so, the Contractor shall pay as compensation an amount which shall be governed as per Clause - 8(e) of Standard General Conditions of Contract.

The Contractor should complete the work as per phase given below :

¼ of the work in .. ¼ of the time

½ of the work in .. ½ of the time

¾ of the work in .. ¾ of the time
Full of the work in .. Full of the time

The programme for completion of work shall be a part of the Contract Document in the form of Bar Chart / GANTT Chart. The Contractor is supposed to carry out the work and keep the progress as per Bar Chart/GANTT Chart. The Contractor shall complete the work as per the Schedule given in the Contract and the programme submitted by the Contractor.

6.10 Contract Execution

All required documents for execution of the contract shall be submitted within 30 days from the date of issue of letter of acceptance. If the documents are not submitted within the stipulated time a penalty of Rs. 5000/- per day will be applicable to the contractor. All contract documents need to be duly affixed with stamp duty properly signed along with evidence/proof of payment of security/contract deposit/ within 30 days from the date of letter of acceptance received by him.

6.11 If the amount of the Contract Deposit to be paid above is not paid within 30 days from the date of issue of Letter of Acceptance, the Tender already accepted may be cancelled.

6.12 The amount of Security Deposit retained by the BMC shall be released after expiry of period up to which the contractor has agreed to maintain the work in good order is over. In the event of the contractor failing or neglecting to complete the rectification work within the period up to which the contractor has agreed to maintain the work in good order, the amount of security deposit retained by BMC shall be adjusted towards the excess cost incurred by the Department on rectification work

6.13 Action when whole of security deposit is forfeited:

In any case in which under any Clause of this contract, the contractor shall have rendered himself liable to pay compensation amounting to the whole of this security deposit whether paid in one sum or deducted by installments or in the case of abandonment of the work owing to serious illness or death of the contractor or any other cause, the Engineer on behalf of the Municipal Commissioner shall have power to adopt any of the following process, as he may deem best suited to the interest of BMC

- (a) To rescind the contract (for which recession notice in writing to the contractor under the head of Executive Engineer shall be conclusive evidence) and in that case, the security deposit of the contract shall stand forfeited and be absolutely at the disposal of BMC.
- (b) To carry out the work or any part of the work departmentally debiting the contractor with the cost of the work, expenditure incurred on tools and plant, and charges on additional supervisory staff including the cost of work-charged establishment employed for getting the un-executed part of the work completed and crediting him

with the value of the work done departmentally in all respects in the same manner and at the same rates as if it had been carried out by the contractor under the terms of his contract. The certificate of the Executive Engineer as to the costs and other allied expenses so incurred and as to the value of the work so done departmentally shall be final and conclusive against the contractor.

- (c) To order that the work of the contractor be measured up and to take such part thereof as shall be un-executed out of his hands, and to give it to another contractor to complete, in which case all expenses incurred on advertisement for fixing a new contracting agency, additional supervisory staff including the cost of work charged establishment and the cost of the work executed by the new contract agency will be debited to the contractor and the value of the work done or executed through the new contractor shall be credited to the contractor in all respects and in the same manner and at the same rates as if it had been carried out by the contractor under the terms of his contract. The certificate of the Executive Engineer as to all the cost of the work and other expenses incurred as aforesaid for or in getting the un-executed work done by the new contractor and as to the value of the work so done shall be final and conclusive against the contractor.

In case the contract shall be rescinded under Clause (a) above, the contractor shall not be entitled to recover or be paid any sum for any work therefore actually performed by him under this contract unless and until the Executive Engineer shall have certified in writing the performance of such work and the amount payable to him in respect thereof and he shall only be entitled to be paid the amount so certified. In the event of either of the courses referred to in Clause (b) or (c) being adopted and the cost of the work executed departmentally or through a new contractor and other allied expenses exceeding the value of such work credited to the contractors amount of excess shall be deducted from any money due to the contractor, by BMC under the contract or otherwise, howsoever, or from his security deposit or the sale proceeds thereof provided, however, the contractor shall have no claim against BMC even if the certified value of the work done departmentally or through a new contractor exceeds the certified cost of such work and allied expenses, provided always that whichever of the three courses mentioned in clauses (a), (b) or (c) is adopted by the Executive Engineer, the contractor shall have no claim to compensation for any loss sustained by him by reason of his having purchase or procured any materials or entered in to any engagements or made any advance on account of or with a view to the execution of the work or the performance of the contract.

6.14 Contract may be rescinded and security deposit forfeited for bribing a public officer or if contractor becomes insolvent

If the contractor assigns or sublets his contracts or attempt so to do, or become insolvent or commence any proceeding to get himself adjudicated and insolvent or make any composition with his creditors, or attempt so to do or if bribe, gratuity, gift, loan, perquisite, reward or advantage, pecuniary or otherwise, shall either directly or indirectly be given promised or offered by the contractor or any of his servants or agents through any public officer, or person in the employ of BMC/Govt. in any

way relating to his office or employment, or if any such officer or person shall become in any way directly or indirectly interested in the contract the Engineer In-charge may thereupon, by notice in writing rescind the contract and the Security Deposit of the Contractor shall thereupon stand forfeited and be absolutely at the disposal of BMC and the same consequences shall ensure as if the contract had been rescinded under above clause J hereof; and in addition the contractor shall not be entitled to recover or be paid for any work therefore actually performed under the contract.

6.15 Submission of Tenders

PACKET – A

The Packet 'A' shall contain scanned certified copies of the following documents

Scrutiny of this packet will be done strictly with reference to only the scanned copies of Documents uploaded online in packet 'A'

- a Valid Registration Certificate.
- b Valid Bank Solvency Certificate of Minimum Solvency amount as governed by Registration Rules in force for respective Class of Contractor for Civil and M&E works.
- c A document in support of Registration under GST Act 2017.
- d Certified copies of valid 'PAN' documents and photographs of the individuals, owners, Karta of Hindu undivided Family, firms, private limited companies, registered co-operative societies, partners of partnership firms and at least two Directors, if number of Directors are more than two in case of Private Limited Companies, as the case may be. However, in case of Public Limited companies, Semi Government Undertakings, Government Undertakings, no 'PAN' documents will be insisted.
- e Latest Partnership Deed in case of Partnership firm duly registered with Chief Accountant (Treasury) of BMC.

The Registered power of attorney shall be submitted in the name of person who is submitting the bid.

The bidders shall categorically provide their Email-ID in packet 'A'.

NOTE:

- If the tenderer(s) withdraw tender offer during the tender validity period, his entire E.M.D. shall be forfeited.
- **If it is found that the tenderer has not submitted required curable documents in Packet "A" then, the shortfalls will be communicated to the tenderer through e-mail only and compliance required to be made within a time period of three working days otherwise they will be treated as non-responsive.**

PACKET – B

The Packet ‘B’ shall contain scanned certified copies of the following documents –

- a The list of similar type of works as stated in para ‘A’ of Post qualification successfully completed during the last Seven (07) years in prescribed proforma, in the role of prime contractor. Information furnished in the prescribed proforma (**Proforma – I**) shall be supported by the certificate duly self-attested. Documents stating that it has successfully completed during the last Seven (07) years at least one contract of similar works as stated in para ‘A’ of Post qualification.
- b Annual financial turnover for **preceding Five financial years as certified by Chartered Accountant** preceding the Financial Year in which bids are invited. **Copies of Applicants duly audited balance sheet and profit and loss account for the preceding Five financial years preceding the Financial Year in which bids are invited. (Proforma – II).**
- c List of similar works as per proforma (**Proforma-III**)
- d Documents stating that, it has access to or has available liquid assets, unencumbered assets, lines of credit and other financial means (independent of any contractual advance payment) sufficient to meet the construction cash flow requirements for the subject contract in the event of stoppage, start-up, or other delay in payment, of the minimum **15%** of the cost of the work tendered for, net of the tenderer's commitment of other contracts (Certificate from Bankers / C.A./Financial Institution shall be accepted as a evidence).
- e The bidder shall give undertaking on Rs 500/-stamp paper that it is his/their sole responsibility to arrange the required machineries either owned/on lease or hire basis, at site before start of the work
 - i ~~**Regular and Routine works:** The successful bidder shall make the arrangements of the required equipment on the day of commencement or with respect to the progress of the work in phases, as per the instructions of site in charge. The successful bidder and, to that effect he will ensure commitment on an undertaking on Rs.500 stamp paper to be submitted along with the Bid in Packet B. However, this condition in no way shall dilute the respective condition in Registration Rules of BMC.~~
 - ii **New and Original works:** - The bidder should undertake their own studies and furnish with their bid a detailed construction planning and methodology supported assessment study of requirements of equipment/plants & machineries to allow the employer to review their proposal. The bidder will ensure his commitment to make arrangements of the required equipment on the day of commencement or with respect to the progress of the work in phases as per the instructions of the site in charge on an undertaking on Rs 500 stamp paper to be submitted along with the bid in packet B However this condition in no way shall dilute respective conditions in registration of rules.

iii Special Works: ~~The concerned Ch.Eng. shall enlist the equipments in the tender document justified for the project and ensure the capacity of the bidder for the same with the approval of concerned AMC~~

Note: Insistence of availability of equipment/plants at a particular distance from site should not be made in the tender document.

- f The list of the “Technical Personnel” with their qualification, working in the tenderers establishment as per proforma IV
- g Details of works in hand and for which bid already submitted (**Proforma VI-A & VI-B**) (original), along with copies of work orders & attested copies of percentage of works completed or part thereof.
- h Statement showing assessed available Bid Capacity.
- i The undertaking on Rs.500/- stamp paper as per the proforma annexed in Annexure B (Pre-Contract Integrity pact), C (Indemnity bond) ,D (Best price) and **G (Irrevocable Undertaking)**.
- j The Undertaking on Rs.500/- stamp paper stating that tenderer is conversant to all site situation and difficulty & has inspected the site personally and accordingly bid is submitted.
- k Tenderer shall submit the undertaking stating that he will submit license certificate from the office of Labour Commissioner as stated in clause no 6.32, after issue of work order and before commencing the work, if the work is allotted to him.
- l **Details of litigation history in which tenderer is involved (Proforma IX) for last five years from the date of submission of bid as per directions given in the circular u/no. MGC/F/6565 dated 25.09.2018.**
- m Details of certificate issuing Authorities in (**Proforma X**).
- n Pre bid meeting minutes, signed copy of Addendum / corrigendum if any.

Note:

Bidders shall submit the undertaking for equipment capability and other undertaking as such on a single Rs.500/- stamp paper.

- o The tenderers shall upload work plan as per the following outline:
 - 1. GANTT chart/ PERT/ CPM chart showing the completion of work within prescribed time period, considering major activities.
 - 2. Organizational set up envisaged by the contractors.
 - 3. Plant & equipment proposed to be deployed for this work.
 - 4 .Site Offices and Laboratories proposed to be set up.
 - 5. A note on how the whole work will be carried out (work plan including methodology).
 - 6. Quality management plan.
 - 7. All the activities included in the Scope of Work shall be covered in the work plan.

Note

- i The Electrical / Mechanical work shall be got carried out by the civil contractors through the contractors registered with BMC. in Electrical Category. Information about the registered contractors shall be obtained from the office of the Ch.E. (M&E)/ E.E. (Monitoring & Registration Cell). Attested scanned copy of the valid registration certificate in Electrical Category shall be uploaded with the tender along with the undertaking from the registered Electrical Contractor stating his willingness to carry out the tender work.
- ii The successful bidder shall submit valid registration certificate under E.S.I.C., Act 1948, if the tenderer has more than 10 employees /persons on his establishment (in case of production by use of energy) and 20 employees/persons on his establishment (in case of production without use of energy) to BMC as and when demanded. In case of less employees/persons mentioned above then the successful bidder has to submit an undertaking to that effect on Rs. 500 stamp paper as per circular u/no. CA/FRD/I/65 of 30.03.2013.
- iii The successful bidder shall submit valid registration certificate under E.P.F. & M.P., Act 1952, if tenderer has more than 20 employees/persons on his establishment, to BMC as and when demanded. In case if the successful bidder has less employees/persons mentioned above then the successful bidder has to submit an undertaking to that effect on Rs. 500 stamp paper as per circular u/no. CA/FRD/I/44 of 04.01.2013.
- iv The successful bidder shall submit the signed form of the tender, specification of works if any and the schedule of rates.
- ~~v The successful bidder shall submit Details of litigation history as per Proforma IX for last five years from the date of submission of bid as per directions given in the circular u/n MGC/F/6565 Dt. 25.09.2018~~

Note

If it is found that the tenderer has not submitted required curable documents in Packet "B" then, the shortfalls will be communicated to the tenderer through e-mail only and compliance required to be made within a time period of three working days otherwise they will be treated as non-responsive.

PACKET – C

- a Online tender filled in either percentage plus or minus (above or below), or at par. (There is no separate provision to quote % in physical form, this is a part in Header Data of online Tendering). For Packet 'C' tenderer(s) will fill data in 'Item Data Tab' in Service Line Item via Details and quotes his percentage variation figures. **(If entered '0' it will be treated as 'at par'.** By default the value is zero only).

Note: 1. In case of rebate/premium of 15% and above as quoted by the tenderer, the rate analysis of major items shall be submitted by L1 and L2 bidder after demand notification by e-mail to bidders by concerned E.E.W.W.(Const). The format for rate analysis is annexed at Annexure E.

2. Rate analysis in prescribed format shall be submitted online to the engineer in-charge within 3 working days from the date of communication on email, failing which EMD will be forfeited, and the bid will be rejected, and next successful/Responsive bidder will be considered. Thereafter, negotiation will be done with the said successive / responsive bidder with respect to his quoted rate.

6.16 BID SECURITY OR EMD

. The Bidder shall furnish, as part of the Bid, Bid Security/EMD, in the amount specified in the Bid Data Sheet. This bid security shall be in favor of the authority mentioned in the Bid Data Sheet and shall be valid till the validity of the bid.

.The tenderers shall pay the EMD online only instead paying the EMD at any of the CFC centers in BMC Ward Offices.

. Any bid not accompanied by an acceptable Bid Security and not secured as indicated in sub-clause mentioned above, shall be rejected by the Employer as non-responsive.

a The Bid Security / EMD of the successful Bidder will be discharged when the Bidder has signed the Agreement and furnished the required Security Deposits.

b The Bid Security/ EMD and ASD of L-2 and other higher bidders (L-3, L-4 etc.) shall be refunded immediately after opening of financial bid.

c In case, the successful bidder becomes non responsive or successful bidder withdraws the bid or is unwilling to extend the bid validity period, in such circumstances, if L – 2 bidder is agreeable to extend the bid validity period and ready to deposit the requisite amount of bid security / EMD and ASD to the department within stipulated time period i.e. 15 days, the department will process further as per normal procedure.

The Bid Security may be forfeited:

a) If the Bidder withdraws the Bid after bid opening (opening of technical qualification part of the bid during the period of Bid validity;

b) In the case of a successful Bidder, if the Bidder fails within the specified time limit to:

i. sign the Agreement; and/or

ii. Furnish the required Security Deposits.

- 1 The cases wherein if the curable shortfalls are not complied by a contractor, will be informed to Registration and Monitoring Cell. Such non-submission of documents will be considered as 'Intentional Avoidance' and if three or more cases in 12 months are reported, shall be viewed seriously and disciplinary action against the defaulters such as banning/de-registration, etc. shall be taken by the registration cell with due approval of the concerned AMC.
- 2 **In case of curable/ non curable defects due to non-fulfillment of requirement of BMC as prescribed & in the event, the bidder becomes non-responsive & the 10% EMD will be forfeited and bid will be rejected. This shall be in addition to any forfeiture of proportionate EMD for curable defects as per other relevant clauses of the tender document, if applicable.**
- 3 **In case of non-workable rate analysis and misleading information submitted by the bidder, EMD shall be forfeited and bid will be rejected.**
- 4 **In packet 'A' as well as packet 'B', 02 nos. of shortfall in curable defects will be allowed & 2% EMD will be forfeited for each shortfall thereafter.**

Note:

I) Curable Defect shall mean shortfalls in submission such as:

i) Non-submission of following documents,

a. Valid Registration Certificate

b. Valid Bank Solvency

c. Central Goods & Service Tax (GST) registration certificate

d. Certified Copies of PAN documents and photographs of individuals, owners, etc.

e. Partnership Deed and any other documents

f. Undertakings as mentioned in the tender document.

g. Details of litigation history as per Proforma IX.

h. Wrong calculation of Bid Capacity

II) Non-Curable Defect shall mean

a. In-adequate submission of EMD/ASD amount,

b. In-adequacy of technical and financial capacity with respect to Eligibility Criteria as stipulated in the tender.

c. No proper submission of experience certificates and other documents, etc.

6.17 BID VALIDITY

- **Bids shall remain valid for a period of not less than one eighty (180) days after the deadline date for bid submission specified in Bid Data Sheet. A bid valid for a shorter period shall be rejected by the Employer as non-responsive.**
- In exceptional circumstances, prior to expiry of the original time limit, the Employer may request that the bidders may extend the period of validity for a specified additional period. The request and the bidders' responses shall be made in writing or by cable. A bidder may refuse the request without forfeiting his Bid Security. A bidder agreeing to the request will not be required or permitted to modify his bid, but will be required to extend the validity of his bid security for a period of the extension.

6.18 DEFECT LIABILITY PERIOD

- The Contractor is expected to carry out the construction work in Workmen like manner so as to meet the requirement and specification for the project. It is expected that the Workmanship and materials will be reasonably fit for the purpose for which they are required.
- Defects or defective work is where standard and quality of workmanship and materials as specified in the contract is deficient. Defect is defined as a failure of the completed project to satisfy the express or implied quality or quantity obligations of the construction contract. Defective construction works are as the works which fail short of complying with the express descriptions or requirements of the contract, especially any drawings or specifications with any implied terms and conditions as to its quality, workmanship, durability, aesthetic, performance or design. Defects in construction projects are attributable to various reasons.
- Some of the defects are structural defects results in cracks or collapse of faulty defective plumbing, inadequate or faulty drainage system, inadequate or faulty ventilation, cooling or heating systems, inadequate fire systems etc. The defects could be various on accounts of different reasons for variety of the projects.
- The Engineering In charge/Project Officer shall issue the practical completion certificate for the project. During the Defect Liability Period which commences on completion of the work, the Engineering In charge shall inform or the contractor is expected to be informed of any defective works by the Employer's representative of the defects and make good at contractor's cost with an intention of giving opportunity to the contractor of making good the defects appeared during that period. It is the contractor's obligation under the contract to rectify the defects that appear during Defect Liability Period and the contractor shall within a reasonable time after receipt of such instructions comply with the same at his own cost. The Engineering In charge/Project Officer shall issue a certificate to that effect and completion of

making good defects shall be deemed for all the purpose of this contract to have taken place on the day named in such defect liability certificate.

- If defective work or workmanship or design have been knowingly covered-up or concealed so as to constitute fraud, commencement of the Defect Liability Period may be delayed. The decided period may be delayed until **discover** actually occurs on at least the defect could have been discovered with reasonable diligence, whichever is earlier

The DLP shall be below:-

Dept.	Type of works	DLP
For HE Department	1. A) For laying of CI/DI/MS/MDPE WM upto and including 300mm dia. B) For work of laying of water main of size more than 300mm diameter.	1 year 3 years
	2. Leakage & contamination & allied works including reinstatement works	1 year
	3. Renewal of service connections	1 year
	4. Removal of bunch of connection	1 year
	5. Repair/ construction of valve chambers	1 year
	6. Except these for all other HE's water works	1 year

The above is illustrative. In case of any type of work not covered in above or any change in DLP, the concerned Ch.Eng. shall stipulate DLP with approval of concerned DMC/AMC.

In case of composite works i.e. having combinations of construction activities of different disciplines, the DLPs shall be approved by AMC.

- Also, in case of defect, the Engineer shall give notice to the Contractor of any Defects before the end of the Defects Liability Period, which begins at. The Defect Liability Period shall be extended for as long as Defects remain to be corrected. Every time notice of Defect/Defects is given, the Contractor shall correct the notified Defect/Defects within the duration of time specified by the Engineer's notice. The Engineer may issue notice to the Contractor to carry out removal of defects or deficiencies, if any, noticed in his inspection, or brought to his notice. The Contractor shall remove the defects and deficiencies within the period specified in the notice and submit to the Engineer a compliance report.
- It is the Completion Stage when the contractor has completed all of the works and fixed all of the defects that were on the list of issue by Engineer-in-charge. When this happens, the engineer must issue a 'Certificate of Completion'. On the issue of 'Certificate of Completion', the 'Defect Liability Period' starts. The contractor also must issue a 'Certificate statement' as an acknowledgment to the engineer not later than 14 days after the 'Certificate

of Completion’ has been issued. During the ‘Defect Liability Period’, the contractor has to obey all written instructions from the engineer to carryout repairs and fix any defects which appear in the Permanent Works. If the contractor does not ,due to his own faults finish the repair works or fix the defects by the end of ‘Defect Liability Period’, the ‘Defect Liability Period’ will continue until all works instructed by engineer is done.

- In case of any lapse in maintenance, the penalties shall be recovered and if necessary the work shall be got done at the risk and cost of the contractor after the prescribed period. The said cost shall be recovered from the Contract Deposit /Retention money or any other deposits, dues with the M.C.G.M. The contractor shall be liable to pay the excess cost if incurred, punitive damages and face penal action in the case of insufficiency of the aforesaid amount.

6.19 SECURITY DEPOSIT AND PERFORMANCE GUARANTEE

A Security Deposit

The security deposit shall mean and comprise of

I Contract Deposit and

II Retention Money.

I **Contract Deposit** – The successful tender, here after referred to as the contractor shall pay an amount equal to two (2) percent of the contract sum shall be paid within thirty days from the date of issue of letter of acceptance. **The said contract deposit shall be paid in the form of Demand Draft (D.D) only.**

II **Retention Money** – The retention money equal to **15.00%** of the Contract Sum will be recovered from the contractors every bill i.e. interim / running / final bill. The clause of retention money will not be applicable M. & E. Department.

B Additional Security Deposit

Additional Security Deposit shall be applicable as under: -

Rebate quoted by contractor	ASD Applicable
Up to 12% Rebate	No ASD
Rebate above 12.00% on estimated cost	At 2.00% of Estimated cost for each % rebate & part thereof, in D.D only.

The bidders shall submit the ASD as applicable in the form of Demand Draft, which is to be submitted during office hours minimum one day before opening of packet 'C' to respective Head Clerk (Expenditure) of the Engineer in-charge of the HE Division in sealed envelope. If A.S.D. is not applicable then the bidders shall submit sealed envelope mentioning on their letter head 'ASD is not applicable'.

If the bidders fails to submit the sealed envelope as mentioned above at least one day before opening of Packet 'C' within office hours then the EMD of the respective bidders will be forfeited and the company with their Directors/ Partners and other companies with the said directors / Partner will be further debarred from any tendering process for the period of at least 2 years.

C Performance Guarantee

The successful tender, here after referred to as Contractor shall pay in the form of "Performance Guarantee" at different rates for different slabs as stated below:

Offer	PG Applicable %
For premium at par and rebate 0 to 12 %	$PG = 0.92 \% \times \text{contract sum applicable for rebate of } 12 \%$
For rebate of 12.01 %	$P.G. = \{ 0.92 \% \times \text{Contract sum applicable for rebate of } 12 \% \} + (X) \times \text{contract sum}$ <p style="text-align: center;">where, X = percentage rebate quoted more than 12 %</p>

Note :- Contract sum shall mean amount after application of rebate / premium as quoted by the contractor with contingencies only and excluding price variation.

The PG shall be paid in one of the following forms:

- I) Cash (In case Guarantee amount is less than Rs. 10,000/-)
- II) Demand draft (In case Guarantee amount is less than Rs. 1,00,000/-)
- III) Government Securities
- IV) Fixed deposit receipts (FDR) of schedule Bank
- V) An electronically issued irrevocable bank guarantee bond of any schedule bank or in the prescribed form given in Annexure.

Performance Guarantee is applicable over and above the clause of Security Deposit. Performance Guarantee will have to be paid & shall be valid till the defect liability period or finalization of final bill whichever is later.

This deposit will be allowed in the form of I to V as mentioned above and shall be paid within 30 days after receipt of Letter of Acceptance.

Note : Following Expectations shall be adopted for ‘Demolition tender’

- i. Irrespective of offer (Rebate / at par / premium), ASD shall be differed and only PG of 10 % of contract sum be taken from the successful bidder on award of contract only.
- ii. BMC department shall ensure to incorporate specific condition regarding above in bid document and e- tender notice.

D Refund of Security Deposit

I Refund of Contract Deposit

The Contract Deposit shall be released within 30 days after completion of 3rd year of DLP (in case of 5 years DLP) and after issue of ‘Defect Liability Certificate’ (in case of 1 or 2 or 3 years DLP) subject to no recoveries are pending against the said work, provided that the Engineer is satisfied that there is no demand outstanding against the Contractor.

No claim shall be made against the Balance Contract Deposit after the issue of Defects Liability Certificate.

II Refund of Retention Money

The Retention Money will be refunded after completion of defect liability period and after issue of “Defect Liability Certificate” (in case of 1 or 3 or 5 years DLP) provided that the Engineer is satisfied that there is no demand outstanding against the Contractor. In the event of different Defects Liability Periods have been specified or become applicable to different sections or parts of the Permanent Works, the said money will be released within 30 days on expiration of such Defects Liability Periods. In the event the Engineer issues a Taking-over Certificate for a section or part of the Permanent Works, only such proposition thereof as the Engineer determines (having regard to the relative value of such section or part of the Works) shall be considered by the Engineer for payment to the Contractor.

III Refund of Additional Security Deposit

One-half (50%) of the additional security deposited (ASD) shall be released after the completion of 50% financial progress of the work.

The balance ASD shall be released within 30 days of issue of ‘Certificate of Completion’ with respect to the whole of the work. In the event the Engineer issues a Taking-over Certificate for a section or part of the Permanent Works, only such proposition thereof as the Engineer determines (having regard to the relative value of such section or part of the Works) shall be considered by the Engineer for Refund of ASD to the contractor.

IV Refund of Performance Guarantee

The deposit on account of performance Guarantee shall be released within 30 days of completion of Defect Liability Certificate subject finalization of final bill whichever is later and no recoveries are pending against the said work, provided that Engineer is satisfied and there is no demand outstanding against the contractor.

❖ Summary of time of Refund of deposit is tabulated as follows:

a) Time of Refund for works having 5 years DLP

Contract Deposits	After completion of 3rd year of DLP
Retention Money	On issue of “Defect Liability Certificate”
Additional Security Deposits	a. One half (50%) – After completion of 50% financial progress of the Work. b. Balance (50%) – Within 30 days of issue of “Certificate Of Completion”
Performance Guarantee	Within 30 days of issue of “Defect Liability Certificate”

b) Time of Refund for works having 1 or 2 or 3 years DLP

Contract Deposits	On issue of ‘Defect Liability Certificate’
Retention Money	On issue of “Defect Liability Certificate”
Additional Security Deposits	a. One half (50%) – After completion of 50% financial progress of the Work. b. Balance (50%) – Within 30 days of issue of “Certificate Of Completion”
Performance Guarantee	Within 30 days of issue of “Defect Liability Certificate”

*Note:

a) It shall be clearly mentioned that the BG shall be applicable for individual work/contract and clubbing of various contracts of the said contractor will not be allowed. In case of obtaining Bank Guarantee, it is necessary to mention that the same shall be valid further 6 months from the completion of defect liability period/ warranty period.

b) It shall be the responsibility of the bidder to keep the submitted B.G. “VALID” for the stipulated time period in the tender & in case of its expiry it will attract penalization.

c) Bank Guarantee should be issued by way of General Undertaking and Guarantee issued on behalf of the Contractor by any of the Nationalized or Scheduled banks or branches of foreign banks operating under Reserve Bank of India regulations located in Mumbai upto Virar & Kalyan. List of approved

Banks is appended at the end of Instructions to Bidders (ITB). The Bank Guarantee issued by branches of approved Banks beyond Kalyan and Virar can be accepted only if the said Bank Guarantee is countersigned by the Manager of a Regional Branch of the same bank within the Mumbai City Limit categorically endorsing thereon that the said Bank Guarantee is binding on the endorsing Branch of the Bank or the Bank itself within Mumbai Limits and is liable to be enforced against the said Branch of the Bank or the bank itself in case of default by the Contractors furnishing the Bank Guarantee. The Bank Guarantee shall be renewed as and when required and/or directed from time to time until the Contractor has executed and completed the works and remedied any defects therein.

E Legal + Stationary Charges: (As per applicable circular)

Successful tender shall pay the Legal Charges +Stationary charges as per Circular no 10318 dtd.24.03.2022 or as amended (01.04.2022 to 31.03.2023).

Contract Value						Legal + Stationery Charges + 18%GST
From	Rs.	10,00,00,001/-	To	Rs	20,00,00,000/-	Rs. 28,220/-

The tenderers are requested to note that stationary charges as given in the table above will be recovered from the successful tenderer for supply of requisite prescribed forms for preparing certificate bills in respect of the work.

F Stamp Duty: (As per applicable circular)

It shall be incumbent on the successful tenderer to pay stamp duty on the contract.

i As per the provision made in Article 63, Schedule I of Bombay Stamp Act 1958, stamp duty is payable for “works contract” that is to say, a contract for works and labour or services involving transfer of property in goods (whether as goods or in some other form) in its execution and includes a sub-contract, as under :

(a)	Where the amount or value set forth in such contract does not exceed rupees ten lakh.	Five Hundred rupees stamp duty
(b)	Where it exceeds rupees ten lakhs	Five hundred rupees plus one hundred rupees for every Rs.1,00,000/- or part thereof, above rupees ten lakh subject to the maximum of rupees Twenty five lakh stamp duty.

c)	Bank guarantee : As per article 54 read with 40(b) of stamp duty act, stamp duty of 0.5% will be applicable to all bank guarantee submitted also which are required to be renewed after expiry of time period	0.5%
----	---	------

ii. The successful bidder shall enter into a contract agreement with the M.C.G.M within 30 days from the date of issue of work order and the same should be adjudicated for payment of stamp duty by the successful bidder.

iii. Further shortfall if any, in amount of stamp duty paid as against prescribed amount for the documents executed in Mumbai City & Mumbai Suburban District be recovered from the concerned work contractors and to deposit the deficit or unpaid Stamp Duty and penalty by two separate Demand Draft or Pay Order in favour of “Superintendent of Stamp, Mumbai” within 15 days from intimation thereof.

iv All legal charges and incidental expenses in this respect shall be borne and paid by the successful tenderer.

6.20 IMPORTANT DIRECTIONS

1 All the information uploaded shall be supported by the corroborative documents in absence of which the information uploaded will be considered as baseless and not accepted for qualification criteria. All the documents shall be uploaded with proper pagination. The page No. shall be properly mentioned in the relevant places.

The information shall be uploaded in the sequence as asked for with proper indexing etc. The Bidder shall be fully responsible for the correctness of the information uploaded by him.

2 Applicants/Bidders shall refer portal.mcgm.gov.in\tenders for “The Manual of Bid-Submission for Percentage Rate/Item Rate Tender Document.” The detail guidelines for creation and submission of bid are available in the referred document.

Any queries or request for additional information concerning this TENDER shall be submitted by e-mail to eewwconstws.he@mcgm.gov.in. The subject shall clearly bear the following identification/ title:-

"Queries/ Request for Additional Information: TENDER for“HE-C-WS-IMPROV-07 Proposal for Replacement of Old Pali Inlet of PHR of size 750>600 from Junction of S.V. road & Hill road to Junction of Khar Pali road and Ambedkar road in H/West ward. Any changes in mail ID will be intimated on the portal.

- 3 In case of **Equal Percentage** of lowest bidders (L1), the allotment of work shall be done by giving 48 hrs(**2 working days**) from the day of opening of packet C **on same BID-Document number for re-quoting** and such development needs to be done by IT department in BMC's SRM system. **Till such development is made; 'Sealed Bids' shall be called from the bidders quoting the same rates i.e. L1.**

In case of equal percentage of lowest bidders is obtained even after re-quoting, then the successful bidder will be decided by lottery system by concerned Ch. Eng.

The bidder shall need to submit the additional ASD if applicable within 15 days after receipt of notification issued by concerned Chief Engineer.

6.21 GENERAL DIRECTIONS TO TENDERERS:

- 1) Firms with common proprietor / partner are connected with one another either financially or as master and servant or with proprietor / partner closely related to each other such as husband, wife, father / mother and minor son / daughter and brother / sister and minor brother / sister, shall not tender separately under different name for the same contract.
- 2) If it is found that firms as described in clause 6.21.1 have tendered separately under different names for the same contract all such tenders shall stand rejected and tender deposit of each such firm / establishments shall be forfeited. In addition, such firms / establishments shall be liable, at the discretion of the Municipal Commissioner, for further penal action including blacklisting.
- 3) If it is found that closely related persons as in clause 6.21.1 have submitted separate tenders under different names of firms, establishment but with common address for such establishment / firms and / or if such establishment firms though they have different address, are managed or governed by the same person / persons jointly or severally such tender shall be liable for action as in clause 6.21.2 including similar action against firms / establishment concerned.
- 4) If after award of contract, it is found that the accepted tenderer violates any of the clauses, 6.21.1, 6.21.2, 6.21.3 the contract shall be liable for cancellation at any time during its currency in addition to penal action against the contractors as well as related firms / establishments.
- 5) Tenderers should note in addition to the official address, they should furnish private residential address, mobile nos., email ids of the partners. Any fault in this respect may justify the rejection of Tender.
- 6) In the event of tender being accepted, full amounts of contract deposit must be paid and contract must be signed by all the partners of the firm and if one or more partners be not available for the purpose, signatory must produce a Power of Attorney must be registered in the office of C.A (Finance) / C.A (Treasury) /C.A (WSSD).
- 7) In the case of a Joint Stock Company, the contract must be sealed with the seal of the company in the presence of and signed by the two Directors or by a person duly authorized to

sign the contract for the Company by a power of attorney, such power being sealed and signed as aforesaid. All such power of attorney must be registered in the Municipal Office.

8) Tenderers must distinctly understand:

- a That they will be strictly required to conform to the conditions of this contract as contained in each of its clauses and that the plea of "custom prevailing" will not on any account be admitted as an excuse on their part for infringement of any of the conditions.
- b That no alternation or interpolation will be allowed to be made in any of the terms and conditions of this contract or in the Specification of in the Schedule, and that if any such alteration or interpolation be made by a Tenderer, his tender will, at the option of the Municipal Commissioner, either be rejected or to be treated as if no such alteration or interpolation has been made.
- c That the full contract deposit must be paid within the time specified and the contract must be executed within the stipulated time frame by the successful tenderer.
- d That a postponement of the payment of the full contract deposit or the execution of the contract will not be permitted by reason of the Corporation having in possession other deposits on account of other tenders or contracts, which deposit may be or become returnable to the tenderers and which they may wish to transfer as a deposit under this contract. Such transfers will not under any circumstances be permitted.

6.22 Tenderers shall note that if the conditions of G.C.C. are in variance with the conditions contained in the tender document the conditions of the tender document shall prevail.

6.23 SITE INSPECTION

Prior to submitting and uploading e-tender for the work the tenderer should visit and examine at the site of works and its surroundings at his own expense and obtain and ascertain for himself, on his own responsibility & risk all information, technical data etc. that may be necessary for preparing his bid and entering into a contract including, inter-alia, the actual conditions regarding the nature and conditions of site, availability of materials, labour, probable sites for Chowky/stores etc. and the extent of lead and lift required for the execution of the work over the entire duration of the contract, after taking into consideration local conditions, traffic restrictions, obstructions in work, if any allow all such extra expenses that are likely to be incurred due to any such conditions, restrictions, obstructions etc. in the quoted contract price for the work.

They shall obtain further clarification, if any, on any specific issue from the Deputy Hydraulic Engineer (Construction) / E.E.W.W (Const) W.S., the offices of whom are situated at Municipal Corporation Engineering Hub Bldg. 1st Floor, Dr. E. Moses Road, Worli Naka, Worli, Mumbai – 400 018 / Office of- Municipal Corporation Greater Mumbai and

Executive Engineer Water Works (Const.) WS, C.T.S. No. 309/5, C- Wing, Sadbhav Excel Estate Soc., Opp. Patel Petrol Pump, Govindji Shroff Road, Off S.V.Road, Goregaon (West) Mumbai – 400062 before submitting the tender. Tenderers/Contractors should note and study the condition related to site constraints and its impact.

6.24 MODIFICATIONS IN TENDER DOCUMENT

If M.C.G.M considers it is necessary to carry out any modifications, in the tender documents and extend the closing date of the tender the same shall be made by an addendum. Copy of addendum will be uploaded on M.C.G.M.'s portal. Each addendum shall be signed by the tenderer(s) and scanned copy of the same should be uploaded in Packet 'B'. The tenderer(s) shall not add or amend the text of any documents contained in tender document.

6.25 TAXES AND DUTIES ON MATERIAL

~~All taxes, duties, cess and charges such as Octroi, Service Tax, Terminal or Sales Tax etc. and other duties on material obtained for the work from any source including the tax applicable as per Maharashtra Sales Tax Act, on the transfer of property in goods involved in the execution of work contracts (re enacted) Act 1989, Maharashtra State Building & Other Construction Workers Welfare Cess (G.R.No BCA 2009 / C.N/108/ /Labour7 A dated 17.06.10) shall be borne by the tenderer. The tenderer shall not be reimbursed the taxes, duties, cess and charges whether now in force or that may be brought in force. Tenderer should submit necessary octroi receipts to the dept. in respect of material brought by him from supplier outside Mumbai limit.~~

~~Whenever required the tenderer will have to produce a certificate from the Chief Accountant of this Corporation to the effect that the tenderer is not in arrears against his personal account.~~

~~“All charges on account of all Custom Duties, Import Duties, Excise Duties, Business, Income Taxes, Octroi Terminal/VAT/Turnover and other taxes etc. on material, equipment supplies to be used or services to be performed under the contract obtained for the work from any sources as amended up to date shall be borne by the contractor, as per the General Condition of Contract under Taxation Clause and Tender Conditions.———~~

~~However, as per the prevailing tax policies of State/Central Government if M.C.G.M. is eligible for getting exemption from excise and other duties or any other taxes payable on any of the material, equipment supplies to be procured or services to be performed for execution of the tender work, then M.C.G.M. will issue work specific Exemption Certificate to the concerned authority for availing the same. Exemption Certificate issued, shall not be misused. If found~~

~~misused anywhere, then action as deemed fit including blacklisting of the contractor from M.C.G.M. will be taken.~~

~~The tenderer should also note that the execution of work should not be delayed for want of exemption certificate. Any taxes and duties paid until issue of exemption certificate will not be reimbursed. The tenderer should note this and quote accordingly.”~~

~~Tenderer shall be registered under the Maharashtra Sales Tax on the transfer of property in goods involved in the execution of works contracts (Re-enacted) Act 1989 and should produce documentary evidence of the effect (a copy of registration of certificate from the sales tax department) along with the tender.~~

G.S.T. and other state levies/cess which are not subsumed under GST will be applicable. The tenderer shall quote inclusive of all taxes applicable at the time of bid submission. It is clearly understood that BMC will not bear any additional liability towards payment of any Taxes and Duties.

Wherever the services to be provided by the Tenderers, falls under Reverse Charges Mechanism, the Price quoted shall be exclusive of GST, but inclusive of Taxes/Duties/Cess other than GST, if any.

Rates accepted by BMC shall hold good till completion of work and no additional individual claim shall be admissible on account of fluctuation in market rates; increase in taxes/any other levies/toll etc. except that payment/ recovery for overall market situation shall be made as per Price variation and if there is any subsequent change (after submission of bid) in rate of GST applicable on the work/services to be executed as per tender, i.e. any increase will be reimbursed by BMC whereas any reduction in the rate of GST shall be passed on to BMC as per the provisions of the GST Act. (Bidder should note that the Circular no. CA/Finance/Project/26/dtd-:28.07.2022 will be applicable to this tender)

6.25.a“As per circular CA/Finance/Proj/City/17, dated 06.09.2017”Chapter XXI-Miscellaneous ,section 171(1) of GST Act-2017 governs the ‘Anti Profiting Measure’(AMP). As per the provision of this section, ‘Any reduction in rate of tax on any supply of goods or services or the benefit of input tax credit shall be passed on to the recipient by way of commensurate reduction in prices.’

Accordingly, the contractor should pass on the complete benefit accruing to him on account of reduced tax rate or additional input tax credit, to BMC.

Further, all the provision of GST Act will be applicable to the tenderer.

6.26 SOLVENCY CERTIFICATE

Tenderer(s) shall upload a scanned copy of latest solvency certificate for required amount from a bank of B.M.C. approved list attached issued ***maximum 12 (twelve) months prior to due date of tender.*** Latest solvency certificate shall be submitted in physical format if the tender is awarded to bidder.

6.27 ERRORS AND DISCREPANCIES IN TENDER

If tender contains errors in the Bill of Quantities such as computing mistakes, incorrect transfer etc. the Engineer will inform the tenderer(s) of such errors or discrepancies and rectify the errors

or discrepancies and will re-total the amounts of Bill of Quantities. The foregoing procedure may be applied at any time prior to award of contract and the Engineer is not liable for any error or discrepancy which was not discovered during scrutiny of the tender.

6.28 EVALUATION OF TENDER

In comparing tenders, the corporation shall consider such factors as the efficiency and reliability of instrument and methods proposed, compliance with the specifications, quality and the tenderer's capacity to perform vis-à-vis the time of completion.

6.29 AWARD OF CONTRACT

Notification of award by way of work order prior to the tender validity period will be issued in writing to successful tenderer. The contract will be awarded to the best responsive tenderer(s) offering the lowest evaluated tender in conformity with the tender document. Corporation reserves right to accept/reject any or all tenders and to annul the tendering process at any time prior to award of contract.

Prior to the expiry of the Tender validity, the Corporation will notify the successful tenderer(s) by a letter that his tender has been accepted, if required. This letter herein after and in condition of contract called "The Letter of the Acceptance". Notification of Award will constitute the information of contract.

6.30 DISPUTE

In case of any claim, dispute or difference arising in respect of the contract such claim, dispute or difference shall be dealt with as per *G.C.C clause no. 73, as amended up to date.*

6.31 Contract Labour (Regulation and Abolition Act 1970):

The tenderer(s) should specifically note that the successful tenderer shall have to strictly comply with the entire statutory requirement under the provision of the Contract Labour (Regulation and Abolition) Rules 1970 and with the Maharashtra State Contract Labour (Regulation and Abolition) Rules 1971 and indemnify the Corporation against any claim(s) whatsoever.

6.32 As per the Contract Labour (Regulation & Abolition) Act 1970, every contractor should obtain a license certificate from the office of Labour Commissioner situated at Commerce Center, Tardeo, near A.C market, Mumbai – 400 034.

6.33 An amount of 1% of the contract cost shall be deposited with the government of Maharashtra as per circular u/no BCA/2007/CN/788/Kamgar 7A dated 16.10.2009.

6.34 The tenderer shall submit the copy of Registration issued under Employees provident fund and Miscellaneous Provisions Act 1952.

6.35 The tenderer shall also submit the copy of registration certificate issued under Employees State Insurance Corporation (E.S.I.C Act 1948).

- 6.36** Tenderers are requested to take cognizance of Child Labour Act and take precaution not to employ Child Labour on site. *If Child Labour is found to be employed on the work, a penalty of Rs 5000/- on the spot will be imposed on the defaulting contractors and further action as deemed fit will be taken*
- 6.37** The contract period shall be as mentioned in the tender notice. The period required for mobilization, procurement of material, traffic permission, other required permissions, erection of site office etc. complete shall be reckoned from the date of issue of work order.
- 6.38** **The project works, Renewal of service connections and laying of water main work shall not be carried out during the monsoon period without prior sanction from competent authority.**
- 6.39** The rates for unforeseen fair and extra items for the works, which are available in the Unified Schedule of Rates of M.C.G.M, applicable to the tender, will be paid as per G.C.C. in force as amended upto date by M.C.G.M.
- 6.40** The tender shall have to start & simultaneously carry out the works included in the tender at multiple locations or as directed by the engineer.
- 6.41** *As per circular no. CA/FDT/1488/of 17.01.2012 no amendments in the original scope of work will be made without specific prior approval of concerned A.M.C. /M.C. No permission will be granted in any circumstances, to execute any additional work in another ward, by using the savings in BOQ, without sanction of competent authority. Tenderer should strictly note this clause.*
- 6.42** The proposed subject tender work, the water mains shall be laid by diverting, re-aligning, and supporting etc any/all existing utilities as directed and in consultation with respective authorities such as B.E.S.T, Traffic Police, M.T.N.L, B.S.E.S,M.S.E.B, Tata Electric Co, Tata Power, Mahanagar Gas, Railway Authority, Forest Authority, Salt Dept., P.W.D, MBPT, Tata Power, M.M.R.D.A, M.S.R.D.C etc. All precautionary/preventive and safety measures shall be taken to avoid any mishaps/accidents with utilities, labours and public. Any damage to utilities and consequences thereof shall be made good by the tenderer at his own risk and cost as directed by the authority/M.C.G.M.
- 6.43** The subject tender water work is proposed on most busy road in Mumbai. There will be remote chances to get full closure of road. Intending tenderers have to carry out the work in phase wise manner by allowing moving heavy vehicular traffic nearby and abutting to existing concrete road, Bridge foundation & substructure, infrastructure of existing utility and infrastructure if any and safeguarding of the same shall be entirely tenderer's responsibility. All precautionary/preventive and safety measures shall be taken to avoid any caving underneath the pavement, side collapse & mishaps/accidents thereof. No extra claim will be entertained on this account. Any damage & consequences thereof shall be made good by the tenderer at his own risk and cost as directed by the authority/M.C.G.M.

6.44 The tenderer should note that he has to provide adequate barricading, during the various activities concern with the completion of the work in all respect in view of the above mention site conditions while carrying out the work as per the design and drawing of the BMC.

6.45 BARRICADING

- i The tenderer should note that he has to provide adequate barricading, during the various activities concern with the completion of the work in all respect in view of the above mention site conditions while carrying out the work as per the design and drawing of the BMC's Circular issued vide U/No.MGC/F/6342 dated 5.5.2018. (Revised guidelines regarding barricades being used during the execution of various infrastructure development projects by BMC in Mumbai. Specifications and conditions for providing barricading is as explained in A to F below.)
- ii **It shall be distinctly noted that BMC will not made any payment towards item of providing barricaded of any and all kinds as directed. The contractors shall take this fact into consideration while quoting.**
- iii It will be entirely responsibility of the contractor to provide and install secure barricades on work site, wholly at his cost.
- iv The barricading shall be provided as per specifications and drawing given below.

A) Only two type of barricades having department wise colour coding are proposed to be used depending upon the nature of work i.e. Minor and Major.

i) Minor works: Barricading made out of 1.5 mm thick MS plate fixed on M.S. angle post/ frame of 65 mm X 65 mm X 6 mm having height of 1.5 m supported on as shown in Annexure I.

ii) Major works: Structural steel barricade made out of 1.50 mm thick M.S. Plate ISMB 250, ISLC 250X50mm and ISA 50mmX50mmX6mm having of size 2.5 m X 2m as shown in Annexure II.

Note:- All the details (Annexure I, II & III of Standard drawings and specifications with slogans and department wise colour codes, sketches and department wise colour coding) are uploaded on BMC portal.

B) The department wise colour coding for the barricading shall be as under:-

i) H.E. & W.S.P. department – Blue

ii) Roads, Traffic, Bridges and Coastal Roads department– Yellow

iii) S.P. & S.O department – Green

iv) S.W.D., Building Maintenance department &forward works – Red

- C) The basic principle behind installing secured and continuous barricading is to ensure the safety of vehicular as well as pedestrian traffic and residents in the nearby vicinity of the project. Due to non-installation of appropriate barricades on sites if any mishap occurs leading to injury or loss of life, then the contractor and contractor's Engineer in-charge will be liable for the consequent action.
- D) During the course of execution of project, if it is noticed that the contractor has not provided barricading then a penalty of Rs.1000/- per meter per day will be imposed upon the contractor and will be deducted from the due Bill. This penalty shall be a part of penalty as per tender condition.
- E) Details of the work shall be prominently displayed on the central panel of the barricades along-with the Social Slogans as given in Annexure III and the Cycle of the same shall be maintained.
- F) The contractor shall provide and install the barricading along with the slogans printed as per the Annexure III, at his own cost and no payment will be made for this, however the contractor shall quote the bid accordingly by considering the cost of barricading.

“Barricading shall be provided free of cost as per Circular vide U/No.MGC/F/6342 dated 5.5.2018 and as per Annexure I, II and III of Standard drawings and specifications with slogans and department wise colour codes.” The copy of Circular vide U/No.MGC/F/6342 dated 05.05.2018 is attached at page 291 to 303 of this tender document.

- 6.46** All the excavated material belongs to the BMC. and therefore shall be the property of BMC. It will be mandatory on the part of tenderer to use this material in the execution of works under contract, if the quality of material available is as per the specification. The tenderer should note that if Municipal Dumping Ground is available then contractor has to dump the surplus excavated material to Municipal Dumping Ground at his own cost as directed by the engineer. In case of non- availability of Municipal dumping ground, the intending tenderer should note that the tenderer has to make his own provision/arrangements of plot in BMC limit or outside BMC limit at his own cost for dumping/disposal of surplus excavated material by obtaining the permission from owner of dumping site and NOC of concerned authority for debris management plant etc. No payment will be made for removal of earth of any work.

As and when royalties become payable to Government Authority on excavated material as per statutory requirements, the payment shall be made by the tenderer. The tenderer shall pay

necessary royalties and submit documentary evidences of such payments to the Engineer for his information and records. The intending tenderer should note that, no transportation and other charges will be paid to the contractors and he has to quote their offering considering all factors.

6.46A) The surplus excavated material is to be removed from the site & the same shall be dumped to the municipal dumping ground or at an appropriate site for any distance. The payment will not be made to the contractor for the removal of surplus excavated material by BMC. Contractor has to submit notarized undertaking on stamp paper of Rs. 500/- to the effect that if dumping site is not made available by BMC then surplus excavated earth will not be dumped to any natural water resources or water courses/ SWD/ Municipal, Govt. land etc. The bidder shall consider this while quoting.

6.47 Quantities of all items provided in the BOQ may not be required to be executed depending upon the site conditions. The tenderer shall not be entitled for any compensation on this account. Before starting the work, tenderer shall consult with the site in charge and shall take actual measurements on the site for procurement of material.

6.48 The tenderer should note that while executing the jobs allotted to them, the payment will be made as per the items included in the BOQ & as per the relevant items included in the various unified schedules of Rates of the M.C.G.M effective at the time of work and if any item or activity doesn't cover in the BOQ, the payment will be made as per the G.C.C or as amended from time to time by M.C.G.M.

6.49 The Tenderer shall procure necessary material required for the work with ISI mark wherever applicable from the manufacturer(s), with ISI certificates and or according to M.C.G.M specifications.

6.50 All material required for the work can be stacked near *the* site of work in such a manner so as not to cause any inconvenience to the pedestrian and vehicular traffic. If no space is available on site then tenderer shall make his own arrangement for stacking of material etc. No extra payment will be made on this account.

The tenderers shall have to make their own provisions for site office / labourers huts / site godown either on his / her own place or rented / leased place. No permission shall be granted vide circular u/no ChE/487/Rds(Tr&Br)/SR dated 18.09.2012 for erecting site office / labourers huts / site godowns on road carriageway / footpath.

6.51 The tenderer shall obtain traffic permission from Traffic Police Department. For erection of site office, cement godown, store etc wherever required. The tenderer shall obtain necessary permission from concerned competent authority on payment of necessary charges as demanded by the concerned authorities as per the prevailing rules. The cement godown, watchman's cabin etc. shall be provided as directed and shall be removed by the Tenderer on completion of the work at their cost wherever required. It is also binding on Tenderer to fulfill requirements of

environmental authorities. The work shall be started only after construction of site office, cement godown, store etc. (after completing all formalities) and after getting necessary traffic permission, road opening permission if applicable etc. The work is required to be executed at one / more places and hence the contractor will be directed by the engineer to start the work at more than one place BAR / C.P.M / P.E.R.T / Milestone chart shall be submitted considering all these factors.

- 6.52** The tenderers should simultaneously work at one / multiple places as directed by Engineer to complete the work within contract period.
- 6.53** Tenderers shall obtain permission from traffic police department and shall provide various boards and proper barricading of trenches wherever necessary on site to have smooth traffic as per the requirement of traffic police department and shall have proper coordination with competent concerned authority/ward staff, A.E.W.W and A.E.W.W (Maint.) etc. If required & insisted by traffic police department traffic warden shall be appointed on site.
- 6.54** Tenderer shall have to obtain all the permissions of the concerned authorities required for carrying out the work. Only recommendatory letters will be issued by the M.C.G.M.
- 6.55** Within one month of completion of work, the tenderer shall submit at his cost seven copies of Ammonia prints of completion drawings of laying work if any along with soft copy showing all the details checked and duly signed by Engineer & tenderer. The payment of final bill shall be made to the appointed Contractors after receipt of above sets failing which necessary action as per G.C.C / circulars in force on the date of work order till the entire contract period will be initiated.
- 6.56** Item of cutting C.I. pipe is also applicable for Ductile Iron Pipe and no fair rate will be admissible.
- 6.57** The contractors should provide suitably required number of M.S plates on trenches of suitable thickness and size for smooth movement of vehicular traffic as per the requirement of traffic department. Contractor should note that no payment will be made to the contractor for providing, removing and refixing M.S plates on trench etc.
- 6.58** While excavation of trenches, temporary arrangement like placing of M.S plate over/ trenches in front of the entrances of the properties shall be done to allow vehicles/ public entries to the properties. No extra payment will be made for this.
- 6.59** All mild steel specials required for execution of work shall be fabricated from pipes on site. No extra cost will be paid for fabrication of M.S. specials except payment for welding and cutting under respective item of bill of quantities. Also, payment for laying of M.S specials in trenches will be made with average length for bends (mean of internal outer length). In case of valve

chambers, the required M.S cover plates & M.S sections will be considered for payment on weight basis & it is inclusive of cutting, welding, fabrication, etc, required to complete the work.

- 6.60** Contractors should note that the work of laying of water main and work of cross connections shall be done simultaneously within the time period. As soon as laying work is started main cross connection shall be carried out and water main shall be flushed as directed.
- 6.61** Tenderer should note that the supply of material, supply of C.I. specials, M.S specials if included in the Bill of Quantities shall be made available anywhere in the city or suburbs or at the departmental work chowkies as directed. The rates of these supply items include transport, loading, unloading etc. complete.
- 6.62** Tenderer shall be registered under the Goods & Service Tax on the transfer of property in goods involved in the execution of works contracts (Reenacted) Act 2017 and should produce documentary evidence to the effect (a copy of registration of certificate from the GST department along with the tender).
- 6.63** Tenderer shall note that H.E's schedule item for Butterfly valve is inclusive of providing and fixing adopter. No extra payment will be made on this account.
- 6.64** The contractor will be directed by the Engineer to execute the additional emergency work of excavation, laying of water mains, cross connections, construction of S.V. Chambers, concrete blocks, digging trial pits & other related works to H.E. Dept. etc. to any extent. The quantum of the work of any item may get reduced or increased to any extent. However, the payment of the work shall be made as per terms and conditions of contract.
- 6.65** Wherever mechanical joints will be used on the water main it will be necessary to fill the gap between the outer edge of the pipe and special / collar/socket with spun yarn as usual. The costs of fixing mechanical joints are inclusive of said work. No extra amount will be paid on this account.
- 6.66** The sluice valves, B.F. valves, air valves, fire hydrants etc. to be provided on proposed water main shall be as per relevant I.S/M.C.G.M specifications and shall be got tested in Municipal Workshop or as directed by the Engineer.
- 6.67** In case the controlled concrete to be provided at one place/or on particular day, is of small quantity i.e. less than 10 Cu.m M5 may be considered as equivalent to 1:4:8, M10 as 1:3:6, M15 as 1:2:4, M20 as 1:1.5:3. The concrete sample/ cubes for M05, M10, M15, M20 shall be tested for every 100 Cu.m quantity irrespective of individual quantity is less than 10Cu.m.
- 6.68** The contractors shall bring the correct size of metal/material required for construction of water bound layers. The contractors will not be allowed to break stones for preparation of material for water bound layers on site.

- 6.69** The rate of supplying, loading, transporting on site, unloading and lowering in trenches of all kinds of pipes up to 450 mm dia is inclusive of cleaning, flushing and testing of water mains up to 10 kg /cm² pressure as directed by the engineer.
- 6.70** Latest circulars / guidelines should be followed for providing fencing, barricading & lighting.
- 6.71** Please refer circular No. HE/Cir/13 dated 25.10.05 for specification of M.S, D.I & P.E pipes or amended till date.
- 6.72** All the sluice valves to be provided shall be GLANDLESS VALVE & preferably with clock wise opening. False Key (i.e.Chavi) required to operate Butterfly valve should be provided with vertical pipe rod and handle as directed by the Engineer. No additional payment for the same will be paid to the tenderer.
- 6.73** The M.S. Pipes shall be manufactured from plates confirming to IS 2062- FE -410. The M.S. pipes shall be fabricated as per IS 3589 (i.e. the fabricated company shall have ISI certificate for fabrication of respective dia. of MS pipes). Spirally welded pipes will not be allowed. Every 10th welding joint of mild steel pipe water main shall be tested in metallurgical laboratory for its strength.
- 6.74** The tenderer shall note that the payment towards procurement of M.S. plates for fabricating M.S. pipes / specials will be made as per tender item only. No extra charges / payment for using M.S. pipes fabricated from Fe 410 Cu-WA(copper bearing quality with copper content between 0.17% to 0.38 % as per specifications will be entertained / considered on any account.
- 6.75** All the excavated material belongs to the M.C.G.M. and therefore shall be the property of BMC. It will be mandatory on the part of tenderer to use this material in the execution of works under contract, if the quality of material available is as per the specification.
- 6.76** The tenderer should note that if Municipal Dumping Ground is available then contractor has to dump the surplus excavated material to Municipal Dumping Ground at his own cost as directed by the engineer. In case of non- availability of Municipal dumping ground, the intending tenderer should note that the tenderer has to make his own provision/arrangements of plot in BMC limit or outside BMC limit at his own cost for dumping/disposal of surplus excavated material by obtaining the permission from owner of dumping site and NOC of concerned authority for debris management plant etc. No payment will be made for removal of earth of any work.

As per direction given in the circular Under no. Dy.CH.Eng/SWM/3957/OP dtd 28.09.2018, Contractor has to dispose of C & D waste generated either by (i) 'Debris on Call' Scheme if generation of C & D waste is less than 300MT for entire project. OR (ii) Contractor shall transport to Designated unloading Site approved by BMC SWM Department by following due procedure if C & D Waste is more than 300 MT for entire project.

As and when royalties becomes payable to Government Authority on excavated material as per statutory requirements, the payment shall be made by the tenderer. The tenderer shall pay

necessary royalties and submit documentary evidences of such payments to the Engineer for his information and records. The intending tenderer should note that, no transportation and other charges will be paid to the contractors and he has to quote their offering considering all factors.

6.77 ~~M.C.G.M staff may visit the factory before and/or during fabrication of M.S pipes as directed. The contractor shall make arrangement for the factory visit at his own cost.~~

6.78 The payment for internal cement mortar lining work to water main shall be paid on the basis of diameter specified in the bill of quantities and not for actual diameter of pipe within the tolerance limit. No extra claim for payment towards variation in actual pipe diameter within tolerance limit will be considered/ entertained.

6.79 If the contract period of the tender work is more than 12 months (EM) the cost contingencies is applicable for this work as per circular no. CA/WSSD/MMRDA/77 Dt. 07.05.2013.

6.80 The completion reports for various activities along with its drawing shall be submitted to the M.C.G.M immediately after execution of the work.

6.81 All the materials required to use for execution of the work to be got tested as directed by the Engineer before use.

6.82 Noise level shall be maintained as per circular under no.CE/ PD/ 7788/ I dated 05.11.08.

6.83 The tender is proposed exclusively for Dy.H.E (Const.) division of Hydraulic Engineer's department.

6.84 The contractor has to provide Vernier caliper, micro meter and digital instrument for measuring thickness of pipe/ferrule etc.

6.85 The tenderer shall note that the tie bars if required to be provided by drilling holes to the existing cement concrete as directed the said work shall be done as directed by the engineer without any extra/additional cost to BMC.

6.86 The tenderer shall remove the water, filled for hydraulic testing of the newly laid water main/ water main stretch if required after satisfactory testing at his own cost without claiming any extra /additional cost towards dewatering to BMC.

6.87 There is a paucity of space for stacking of pipes. The pipes may have to be delivered and unloaded near the site at locations far away from place of laying the pipes. However, no payment will be made for double handling or transport beyond 500 meters from place of laying. No payment for re-transportation, loading, unloading etc. of pipes or specials received at site for activity beyond 500 meters will be made under any circumstances. The successful

bidder will have to manage transportation of pipes and specials etc. to site bearing this constraint in mind.

- 6.88 After completion of work, contractor has to submit detail location of work with three reference point and also of water main laid.
- 6.89 The contract period is exclusive of monsoon. Normally excavations are not permitted in the month of May and Tenderer shall complete refilling and reinstatement of all trenches, and the site shall be cleared in all respect including removal of surplus material on or before 15th May of every year or as directed by Engineer. During the monsoon period, i.e. from closure of excavation if any urgent work is directed, then actual working period of that working period of that work will be considered as working days.
- 6.90 Tenderer at his cost, (i.e. including cost of testing, transportation, loading, unloading of material etc complete) shall test pipes, specials, valves, cement and all other material, as directed by the Engineer. No extra payment will be made on this Account.
- 6.91 Surplus Excavated earth / concrete material / Asphalt cakes / debris on site shall be removed speedily from the site by the contractor as directed by Engineer in charge.
- 6.92 The tenderer shall arrange for and test water main at required pressure as directed at his cost, failing which, same will be carried out by the M.C.G.M at the risk and cost of the tenderer. After testing of water main, same shall be handed over to competent authority of M.C.G.M / A.E.W.W of respective wards / A.E.W.W (Maint.) by the tenderer as directed.
- 6.93 The rate of supply, loading transporting on site, unloading & lowering in trenches of all kinds of pipes up to 450mm dia. is inclusive of cleaning, flushing& testing of W.M up to required pressure as directed by the Engineer.
- 6.94 If a part of completed line is required for commissioning, the same shall be handed over to the Corporation after specified testing of water main by tenderer at his cost. No extra payment, for carrying the material by head load to work site, shall be considered under any circumstances.
- 6.95 The tenderer(s) shall note that only 95% payment of payable amount will be released for the completed work and balance 5% shall be released after completing the following works:
- a Testing of pipeline along with fittings satisfactorily.
 - b Handing over of water main.
 - c Reinstatement of trenches.
 - d Returning of reclaimed materials to the Municipal Store / Ward as specified.
 - e Cleaning the site.
 - f Clause 6.9.27 (g) shall be binding on the tenderer (s).

- 6.96 No core cut sample will be allowed in case of asphalt mix.
- 6.97 Tenderer, at their cost shall submit seven sets of “As laid” drawings of water main showing actual alignment with three-point location along with the soft copy within 30 days upon submission of final bill.
- 6.98 The work may be subjected to third party audit for quality assurance. The representative of the quality assurance agency appointed for third party audit will supervise the work on day to day basis or as directed by Engineer. Tenderer should make necessary sitting arrangement for representative of this agency. The quality assurance agency will issue instructions through the site in charge of M.C.G.M. during execution of the work. All the observations, instructions made by the quality assurance agency & confirmed by M.C.G.M staff will be binding on the contractor & they should be complied accordingly by the contractor.
- 6.99 Programme of work: If at any stage the previously approved programme is required to be modified, the tenderer shall do so immediately as directed by the Engineer. If it is necessary to close some phase of the work and start a new phase as directed, the tenderer shall do so without claiming any extra payment. The programme shall be reviewed periodically and rescheduled as directed.
- 6.100 Measurement of excavation shall be as per the items in the Bill of Quantities. If the actual excavations are more than the specified, excess excavation shall not be payable. However, if the actual excavations are less than the specified but accepted by the Engineer, the same shall be paid at actual.
- 6.101 The cross connection works etc. are required to be planned in view of the water supply hours in a particular area. Extra payment shall not be considered for works carried out during early, late or night hours. The work of cross connection at the tapping point shall be undertaken immediately after starting the work. Subsequently the work of cross connection at down streamside shall be completed. In any case the cross-connection works shall be completed within one month of start of laying of pipes. If tenderer fail to carry out the work within then on-supply hours, the same will be carried out by the M.C.G.M at the risk and cost of the tenderer and recoveries shall be effected from the dues payable to the tenderer.
- 6.102 The contractors will have to work during night time also and no extra claims will be entertained. The bidder shall note while working during night hours the machineries used shall comply with the noise levels as mentioned in circular No CE/PD/7788/I/dated 05.11.2008.
- 6.103 There is a paucity of space for stacking of pipes. The pipes may have to be delivered and unloaded near the site at locations far away from place of laying the pipes. However, no

payment will be made for double handling or transport beyond 500 meters from place of laying.

6.104 No payment for re-transportation, loading, unloading etc. of pipes or specials received at site for activity beyond 500 meters will be made under any circumstances. The successful bidder will have to manage transportation of pipes and specials etc. to site bearing this constraint in mind.

6.105 As regards payment for providing & fabricating M.S pipes, no payment will be made to contractor against the supply of M.S pipes. The payment for supply of M.S Pipes shall be made only after completing laying & welding work of M.S pipes. **However, supply of M.S fabricated pipes shall be in proportionate to the planned work of pipe laying as shown in the Bar Chart / C.P.M / P.E.R.T. Supply of M.S pipe beyond the quantity mentioned in the Bar Chart / C.P.M / P.E.R.T will not be entertained for payment towards the supply. However, if the work is ahead of the schedule the payment will be made accordingly. The Bidder / Contractor should note this specifically. The tenderer should note this specifically while submitting the bids & plan the work accordingly.**

6.106 Details of recovery of existing sluice valve replaced by the contractors in the tender work are:

- a) For 80mm dia. S.V., recovery will be made at the rate of Rs. 1083.50 per number.
- b) For 100mm dia. S.V., recovery will be made at the rate of Rs. 1502.92 per number.
- c) For 150mm dia. S.V., recovery will be made at the rate of Rs. 2481.56 per number.
- d) For 250mm dia. S.V., recovery will be made at the rate of Rs. 6221.38 per number.
- e) For 300mm dia. S.V., recovery will be made at the rate of Rs. 8388.38 per number.

~~6.107 Item of SOR 2013, CS MW 2 b (Brick work with common burnt clay modular bricks of class designation 7.5 in foundation and plinth in: Cement mortar 1:4 (1 cement: 4 coarse sand) is included in this tender. However, many of the times modular bricks as specified in schedule of rate are not available in market and due to the emergency of the work of construction of sluice valve chamber, the same work is carried out using regular brick (for example K.B.K. Bricks) in such cases rebate of rupees 1100/- per Cu.m will be taken towards use of regular brick.~~

6.108 No extra payment will be made for cofferdam, dewatering of any source of water including dewatering of body water from water mains, barricading, removal of silt, removing of earth etc.

6.109 Site Office & its allied conditions:

On the receipt of the work order, the contractors will have to erect ready-made AC site chowky at least one number or more as directed by the Engineer in form of Porta cabin/ Container cabin or semi permanent or permanent structure with appropriate insulation from heat, and one or more Godown, before commencement of the work, without any extra cost. The contractors will obtain necessary permission from concerned Asstt. Commissioner of ward/s or competent M.C.G.M authority for suitable location for the site office/chowky, godown, place for stacking machineries & material etc. The contractors will provide following facilities, equipments, chowky, etc

i Successful tenderer, therefore, will have to furnish information as regards the name and complete address of his bank, its branch and the bank A/C No, and Vendor Regn. form etc.

along with tender document. They will have also to submit fresh information when there is any change in this regard.

ii The Porta cabin of area preferably about 30 sq.m with air conditioner with at least two windows for proper ventilation.

iii It should have toilet facility with necessary plumbing arrangements. After completion of the work, the chowky and toilet should be completely removed within 7 days.

iv The Chowky should be equipped with electric supply, fans, sufficiently big tables, chairs, cupboard with locking arrangement and water filter (of approved brands) etc.

v The successful tenderer will have to make his own arrangement at his cost for the electric power supply required for the work either by taking connection from M.T.N.L / RELIANCE/M.S.E.B/B.E.S.T/TATA or arrange his own generators.

vi Tenderer, at their cost shall provide and maintain a telephone at the Engineer's site office.

vii The contractors are directed to make suitable arrangement in site office to prepare and maintain site records/registers so as to enable to upload the same in SAP.

viii The site staff of execution department shall invariably prepare and certify and maintain records during execution of the work for all the P.O. items of the works executed on the site before processing of bills and the records must be produced as and when required by higher authority.

ix Contractor shall provide 10 megapixel digital camera for taking photographs of work during execution & also later, if required.

x Site godown & separate cabin / Site Laboratory adjacent to site office for contractor's staff / any other consultant / Quality control auditors if appointed by M.C.G.M as per requirement.

xi The contractors will be given 15 mm dia or 20 mm dia (or as decided by the H.E) metered water connection for drinking purpose only if necessary. Extra water required for construction purposes will have to be brought by the contractors at his cost and no extra claims on this behalf will be entertained. The contractors have to obtain necessary permission for such connections from respective A.E.W.W of wards / Competent Authority and shall pay the necessary connection charges.

NOTE:

A) i) If chowky / Site office with necessary requirements is not provided within 30 days from the date of issue of work order, a penalty of Rs 10000/- per day will be imposed.

ii) If there is further delay more than 30 days, a penalty of Rs 20000/- per day (i.e. starting from 31st day from the date of issue of work order) will be forfeited from paid A.S.D, OR will be recovered from 1st R.A. Bill.

iii) If there is further delay more than 45 days, a penalty of Rs 50000/- per day (i.e. starting from 46 th day from the date of issue of work order) will be forfeited from paid A.S.D, OR will be recovered from 1st R.A. Bill.

B) If any of the items except at A of the notes mentioned above is not provided, Additional penalty of Rs 1000/- per day/per item, will be imposed.

The bidders have to consider the costs of all items mentioned above and quote their % accordingly.

6.110 SITE LABORATORY:

(Space for site laboratory will not be provided by M.C.G.M)

~~Contractors shall set or provide a laboratory at or around the site of size about 30 sq.m before commencement of work at their cost for performing various tests and at least the following machines and equipment shall be provided therein:~~

~~1 Roadometers, Torches, measuring tapes of lengths @ 3 R.m, 15 R.m, 30 R.m, & 50 R.m of approved make.~~

~~2 Kadappa stone platform of size 2.5 R.m x 0.9 R.m approx.~~

~~3 First Aid box.~~

~~4 Compressive testing machine (for concrete cube tests), of minimum 150 tons capacity electrically operated and duly calibrated every 6 months. Testing machine should be maintained properly. In case of failure, the same shall be repaired or replaced within 2 days.~~

~~5 Set of sieves.~~

~~6 Sieve Shaker.~~

~~7 Laboratory weighing balance of minimum 20 Kg capacity, with set of standard weights, from 1gm. to 5kg. & Electronic weigh balance with least count of 1 gm. with electric operated.~~

~~8 Aggregate drying equipment M.S Tray of 0.6 M x 0.45 M and kerosene stove or electric hot plate.~~

~~9 Equipment for testing of silt content in sand.~~

~~10 12 Nos of cube moulds.~~

~~11 Slump cone.~~

~~12 Infra Red thermometer calibrated upto 250 degrees Celsius (for checking asphalt/bitumen temperature).~~

~~13 Camber Board~~

~~14 Electronic thermometer calibrated at least upto 300 degree Celsius and glass thermometer calibrated upto 200 degrees Celsius.~~

~~15 Field density bottle along with cutting tray, chisel, hammer and standard sand.~~

~~16 Bitumen Extraction machine / Bitumen core cutting machine.~~

17 Curing tank with adequate capacities.

18 Density gauge — to check the field density of bituminous & sub base layers & soil strata.

19 Flakiness and elongation index Gauges.

20 3m straight edge.

21 Any other machines / equipment as may be directed by the Engineer.

The laboratory shall be established ~~within 30 days from the date of work order~~. On failure to do so, a ~~penalty of Rs 50000/- per day~~ shall be imposed. All materials used prior to establishment of lab are to be tested in M.C.G.M Material Testing laboratory (M.T.L) / other M.C.G.M approved labs.

All the test records shall be maintained in the site office & made available as & when required. The Engineer of the Contractor will conduct field density test periodically under the supervision of M.C.G.M staff/any other consultant if appointed by M.C.G.M & maintain the relevant in records.

6.111 Instruments to be provided:

The Contractor shall provide at his own cost for the exclusive use of the staff of the Engineer all survey equipment & measuring instruments of approved make & of every kind necessary for execution of the work as and when directed by the Engineer, including:

- a) Automatic Surveyor's level (01No) with horizontal 360 degrees circle, tripod with carrying case, all to the approval of The Engineers representative. The instrument shall be calibrated as & when instructed by the Engineers representative. The same shall be kept available at all times at the site chowky.
- b) Two (2) Levelling staff 4.5 m long each in 3 sections & with attached bubbles graduated in meters & Tenths & Hundredth of a meter all to the approval of the Engineer.
- c) Two (2) Surveyors Steel Bands of which one shall be 100 Mt. long & approximately 20 mm wide & 1 shall be at least 30 Mt. long & 12 mm wide each fully divided.
- d) Two (2) thermometers for taking temperatures of Asphalt mixes.
- e) Any other instruments required for work as directed by Engineer.
Roadometers, Torches, measuring tapes of lengths @ 3 R.m, 15 R.m, 30 R.m, & 50 R.m of approved make.
- f) First Aid box.

6.112 Testing of Materials:

All requests for testing of samples must be made in writing in duplicate, specifying therein the following information (separate memo should be sent for cement, concrete, steel, soil, asphalt etc.). This includes testing suggested by third party quality assurance agency through the site in-charge at tenderer's cost in Govt. approved laboratories.

- a) Name of the Work, Work Code No. if any.
- b) Type of material and tests desired (i.e. grade of cement, date of Consignment).
- c) Identification mark on the sample should be mentioned on the forwarding memo (in case of concrete beams and cubes identification marks, grade of concrete, date of casting, specimen No. should be engraved on concrete. If these details are marked by paint, samples will not be accepted. In case of reinforcement bars, details shall be displayed on label pasted on bars and label must be signed by the officer, who has taken the samples).
- d) Name and full postal address of the officer to whom the results must be sent.
- e) Date of sampling (i.e. date of laying asphalt mix, Sr. No. of load casting concrete or taking cement samples).
- f) Name of the contractor carrying out the work.
- g) Any other information which is specified by the user department.
- 1) Samples must also bear the identification mark and signature of site in-charge taking the sample. In case of samples of asphalt mixes sent in polythene bags a legible duplicate tag should be stapled from outside.
 - 2) Quantity of sample must be adequate as shown in the schedule, available with H.E.'s office.
 - 3) Full testing fees as per schedule in force shall be paid in advance between 10.30a.m and 1.00 p.m. on working days except Saturday, and between 10.30 a.m. and 12.00 noon on Saturday. These fees shall be borne by the tenderer(s).
 - 4) For issuing additional copies or duplicate copies Rs.20/- or fees as per prevailing rates will be charge for each copy. Request for additional/duplicate copy may be made in writing by site in charge or higher officers of the user department.
 - 5) Cement sample should be forwarded in sealed airtight container with one lid on top not less than 10 cm. in diameter.
 - 6) Moulds of concrete cubes/beams taken on hire shall be returned in clean, oiled condition with all nuts and accessories in proper position.
 - 7) Sample for tensile testing of reinforcing bars shall be straight for entire length without bends. The ends of the bars shall be hacksaw cut and not chisel cut. One sample of each diameter bar shall be sent for first test and for retest two bars shall be sent. The length of the bars shall be 50 cm. for diameter upto 25 mm and 60 cm for dia equal to and greater than 25 mm.

8) Samples of bitumen, cut back, emulsions shall be forwarded in wide mouthed metal containers with label pasted on the lid.

9) Samples that are sent for testing natural moisture content shall be forwarded in wax coated packing or sealed airtight polythene bags.

10) Undisturbed samples sent in sampling tube shall be wax coated on both Open ends.

11) Penalty: The tenderers shall arrange to deliver A.M sample for testing to Municipal Testing Laboratory within 4 (four) days from the date of laying of asphalt mix on site. In case of delay, additional testing charges as penalty would be recovered from the contractor at following rates.

A From 5th day to 7th day : Rs10000 /- per sample from date of laying asphalt mix on site.

B From 8th day to 14th day : Rs 20000 /- per sample from date of laying asphalt mix on site.

The above charges i.e A & B shall be paid by the contractors at the time of submitting samples in Municipal Testing Laboratory.

If the samples of A.M are not sent for testing within 14 days payment for the corresponding quantity of those samples shall not be made.

6.113 SPECIAL DIRECTIONS TO e-TENDERERS:

1) The subject work is underground & unforeseen, unplanned, unidentified nature may need to be carried out at various locations at the same time & also at adverse site conditions. The work is required to be carried within the restricted width and movement of very vehicular traffic is also required to be allowed abutting to the excavated trench. The contractor shall take utmost care/ necessary precautions/ preventive measures while carrying out the work so that vehicular traffic/pedestrians traffic shall ply safely and smoothly during the execution of work to avoid any mishap. If any mishap is happened during the execution of work the consequences of the same inclusive of legal and financial will be entirely contractor's liability and same shall be taken into account while bidding for the tender.

2) The subsoil strata may be silty/marine clay or silty clay with gravel and sand rocky strata is also likely to be encountered at some stretches of water main laying works.

3) The tenderer shall take suitable measures to protect the sides of the excavated trench at his own cost till water main laying work including allied works are completed and trench is finally reinstated.

4) The reinstatement of each stretch has to be started and completed immediately once the water main is hydraulically tested. If reinstatement is required to be carried out before hydraulic testing for any reasons whatsoever, the same will be allowed on submission of

undertaking by the bidder regarding satisfactory hydraulic testing of the laid water main. In case of failure in hydraulic testing of the laid water main, the same will have to be rectified by the bidder including reinstatement at his own risk & cost.

5) Tenderer shall note that if the reinstatement work is delayed the tenderer has to take necessary steps to bring the excavated trench portion of the particular stretch in motor able and safe conditions at his cost and no extra payment for the above mentioned works will be entertained & appropriate penalty will also be imposed.

6) The tenderer shall note that cutting of existing cement concrete road pavement by using diamond saw machine will be paid as per tender item no. HE-8-27a only. Diamond core cutter with the depth of 30 / 35 cm shall be used for uniform cutting of existing C.C pavements by the tenderer so as to avoid damage to the pavements adjacent to cutting area. If the adjacent cement concrete pavement is damaged by the contractor, the same shall be get rectified by the tenderer as directed at his own cost. No separate charges towards supplying water & electricity for the said work will be entertained / considered on any account.

6.114 **SPECIAL CONDITIONS OF CONTRACT**

1) The work is required to be executed at one / multiple locations. The contractors will have to obtain permission accordingly from the traffic police department well in advance either for closing down the road partially/fully or for diversion of traffic for execution of the work. The contractors should therefore consider this factor while quoting.

2) The contractor shall have to obtain all the permissions of the concerned authorities of M.C.G.M / other than M.C.G.M required for carrying out the work. Only recommendatory letters will be issued by M.C.G.M.

3) Quantities of all items provided in the B.O.Q. may not be required to be executed depending upon the site conditions. For procurement of materials before starting the work, contractor shall take actual measurements on the site as per tendered work, contract period & get himself acquainted with existing site conditions. The tenderer shall not be entitled for any compensation on this account such as excess procurement of pipes, valves...etc

4) The contractor shall procure all material required for the work from manufacturers with I.S.I certificates and according to M.C.G.M specifications/approved list wherever applicable.

5) Corporation may appoint a consultant for quality audit, during execution period. The contractor will extend all help in carrying out any survey; test etc. as directed and adverse decision there of including rectification shall be carried out by the contractors at their cost.

6) All material required for the work can be stacked near the site of work in such manner so as not to cause any inconvenience to the pedestrian and vehicular traffic. If no space is available on site then tenderer shall make his own arrangement for stacking of material etc. No extra payment will be made on this account.

7) The contractor should note that during the execution of the work the excavated material will have to be removed immediately after completion of the work as per direction of the Engineer, failing which the same will be got removed at their risk and cost. The site shall be cleared by removal of surplus material within 24 hours after refilling the excavated trench.

~~8) The contractor has to make transportation arrangement (Four wheeler equivalent to Indica, not less than 3 year old) for Engineers and his staff round the clock 24/7 till completion of the work for smooth working and supervision of the subject work. The transportation arrangement shall be provided from the date of starting of the work. The contractor shall solely responsible for running and upkeep of transport vehicle including all taxes, insurance, toll, license, tools, fuel, oil, lubricants, repairs and maintenance and shall also provide competent driver with vehicle. Failing which Rs. 5000.00 penalty shall be imposed on contractor. In case of breakdown of vehicle an alternative equivalent vehicle shall be provided immediately. No payment will be made by BMC for this transport arrangement.~~

6.115 Concrete Works:

1) All concrete works shall be carried out by Ready Mix Concrete / unless otherwise specified in respective items.

2) Testing for compressive strength of concrete works shall be carried out as per the Quality Assurance Manual, or as directed by engineer in-charge. Twelve cubes (150 mm x 150 mm x 150 mm) shall be cast & tested for compressive strength for 7, 14 & 28 days at the site laboratory. For concrete of grade M 35 or higher, corresponding three flexural beams (700 mm x 150 mm x 150 mm) for flexural strength of 28 days shall also be cast & tested, for every day's work at the laboratory attached to the R.M.C. plant. In case of failure in compressive strength for 28 days, the remaining three cubes shall be sent to the municipal laboratory or any other laboratory approved by Ch.E (Rds& Tr.), as directed by engineer in-charge for re-testing.

3) Besides, once in a month, compressive strength for 7, 14 & 28 days & flexural strength for 28 days (for concrete of grade M 35 or higher) shall be carried out at municipal laboratory or approved laboratory as directed by engineer in-charge.

- 4) The temperature of Pavement Quality concrete shall be maintained as per IRC: 15:2002. Concrete having temperature at the time of pouring more than 30°C will not be allowed.
- 5) The tenderer should note that channels (form work) of specific sizes (150mm, 280 mm or 300 mm or 350 mm) may have to be manufactured as per the design of concrete pavement slab for which no extra payment will be made and tenderer has to quote his % rate accordingly.
- 6) The contractors shall make necessary arrangement for adequate lighting during night-time & as per the conditions insisted by Traffic police department N.O.C for the work. No extra claims will be entertained for the same.
- 7) List of approved Paver block manufacturers/ Asphalt Plants/ R.M.C. Plants etc. have been incorporated in this document. However, M.C.G.M. reserves right to modify these lists. (The updated list of approved paver blocks manufacturers at “the time of execution of works” shall be obtained from the Dy.Chief Engineer (Roads) City / E.S’s office.
- 8) All the asphalt works required to be done under the captioned contract shall be got executed with the specified asphalt mixes manufactured in M.C.G.M. approved asphalt plants only.
- 9) All the Paver blocks/ Kerb stones/ Water tables/ Frame & covers required for the works to be carried out under the captioned contract shall be procured from the specified manufacturers registered with M.C.G.M. only and also the interlocking paver blocks shall have BIS registration.
- 10) The RMC works required to be done under the captioned contract shall be got executed with pre-qualified / approved RMC plant by M.C.G.M.
- 11) While casting tree guard the guidelines mentioned in section 7.9.15 shall be followed.

6.116 Traffic Management:

- 1) The contractor shall have to provide adequate number of wardens as per requirement of Traffic Police Deptt. at the contractor's cost.
- 2) Traffic signs – Temporary traffic and construction signs are to be provided during construction and maintenance operations for traffic diversion and pedestrian safety as per Traffic Diversion Plan.
- 3) The contractor shall display the boards stating information of the name of the work, date of starting, date of completion, name of the Deptt. and contact telephone no’s of Contractor’s Engineer.

4) While constructing/improving footpath, provision for sloping ramp of at least 1m width or as directed, shall be made at every carriage entrance, junctions, bus stops etc., for convenience of physically challenged persons.

5) The full-time services of the Personnel Team of the contractor is mandatory during the entire period of the project.

6) Diameter of the S.W.D pipe & sizes of manholes provided in the bill of quantities of the tenders are tentative & are likely to change at the time of execution according to the site conditions. Contractor's shall have to carry out such extra items in S.W.D works as per S.W.D schedule rates of M.C.G.M prevailing at the time of execution of work or as per G.C.C adjusted by rebate/ premium quoted by the contractors and no fair rate will be admissible for the same.

7) The photographs of work sites & works as and when directed by Engineer are to be taken. A new Digital Camera of Min 10 Mega Pixels shall be provided in the site office for the said purpose. The Photographs should be arranged in the Album/ Register showing the relevant activities executed on site. The register should be duly signed by site-in-charge and contractor fortnightly. All photographs may require to be uploaded as & when directed to do so.

6.117 Price Variation:

The bidder shall note that as the time period of project is **18 (Eighteen) months (Excluding Monsoon), hence the cost contingencies/ price variation for labour & materials is applicable for this tender.** In case of time period more than 12 months as per circular under no Dy.Ch.E/WSP/CI/08/3387 dated 02.01.09 and will be paid as per indices issued by competent authority considering the relevant clauses of **G.C.C. in force** & amendments thereof by the BMC from time to time. However, maximum limit for reimbursement is **5 %** of the contract cost (including extra items/excess quantities but excluding water/ sewerage and supervision charges & physical and cost contingencies. The bidder shall note this aspect and submit their bid accordingly.

Note. : - Price variation will be as per G.C.C. and circular regarding that modified to the date.

6.118 Every running bill submitted by the contractor for payment shall be with the detailed measurements recorded for each item.

6.119 Contract Labour (Abolition and Regulation) Act 1970: The Tenderer(s) should specifically note that the successful tenderer shall have to strictly comply with all the statutory requirement under the provision of the Contract Labour (Abolition and Regulation) Act 1970 and with the Maharashtra State Contract Labour (Abolition and Regulation) Rules 1970 and indemnify the Corporation against any claim(s) whatsoever.

The Contractor has to check healths of all the labours employed by him at every fortnight and take precautionary measures and treatments as per advice of medical officer. If record is not maintained, penalty of ~~Rs1000/- per labour~~ will be imposed.

6.120 Royalty Payment on excavated material as per statutory requirement:

The contractor shall pay necessary royalties as and when royalties becomes payable to the government authority on excavated material as per statutory requirements. The payment towards royalty charges shall be made by the contractor & it will not be reimbursed by M.C.G.M. The evidences of such payment shall be submitted for record purpose.

6.121 If the contractor carries out excavation for any tender / additional work allotted & fails to reinstate the same within the stipulated time limit, as per the programme and or before 15th of May OR any other date specified by the M.C.G.M. authority, the reinstatement will be got carried out at contractor's risk and cost through other agency in addition to further penal action.

6.122 The noise level shall be maintained within the permissible limit in Silence zone area during the construction activities by the Contractors, as per the notification dated 14.2.2000, issued by the Ministry of Environment & Forests.

6.123 The contractor shall maintain copy of the following registers during execution of work and it is mandatory to provide Laptops / Desktops to the Site Engineers for the same. The List of Registers / Records / Files etc to be maintained is as under:

<i>Sr.No</i>	<i>Name of Register / Records / Files</i>
01	Daily Progress Register
02	Excavation Register (Soil, C.C, Road carriageways, Rock ... etc)
03	Correspondence File
04	External & Internal utility remarks File
05	Permission File (Ward / Traffic / Chowky / C.C.Road ... etc)
06	Permission File (Other utility letters viz S.P, S.W.D, S.O, B.E.ST, TATA, M.G.L, M.T.N.L, Railway, Mb.P.T, M.S.R.D.C, M.M.R.D.A ... etc)
07	O/C File
08	Drawing File
09	Instruction Book / Register
10	Level Book if required
11	Mix Design Approval File if required

12	<i>Test Report File (Cement, Sand, Brick, Metal No 1, Metal No 2, Metal No 3, Rock ... etc)</i>
13	<i>Test Report File (Sluice Valve (S.V), Butterfly Valve (B.F.V), Air Valve ... etc)</i>
14	<i>Test Report File (Paver block, G.S.B, W.M.M, D.L.C, M40 RMC ... etc)</i>
15	<i>Test Report File (Asphalt Macadam, Asphalt Concrete ... etc)</i>
16	<i>Test Report File (Pipes, Welding ... etc)</i>
17	<i>Pipe Laying Register</i>
18	<i>Form Work / Shuttering Register if required</i>
19	<i>Encasement Register if required</i>
20	<i>Cement Variation Register if required</i>
21	<i>Cement Register</i>
22	<i>Sub base & W.B.M Register if required</i>
23	<i>Asphalt Macadam, Asphalt Concrete Qty Register if required</i>
24	<i>Asphalt Macadam / Concrete Challan File if required</i>
25	<i>G.S.B, W.M.M Register if required</i>
26	<i>D.L.C Register if required</i>
27	<i>Duct Pipe / Lateral Register</i>
28	<i>Steel Register if required</i>
29	<i>M10, M15, M20 C.C Qty, Cube, Variation Registers</i>
30	<i>M10, M15, M20, M35 / M40 RMC Qty, Cube, Variation Registers</i>
31	<i>R.M.C Challan File if required</i>
32	<i>Pour Card Register if required</i>
33	<i>Joint Cutting Register if required</i>
34	<i>Precast Item Register (Paver blocks, Kerb stone, Dividers etc) if required</i>
35	<i>Precast Item Challan Register if required</i>
36	<i>R.T.I Correspondence File</i>
37	<i>Vigilance Reply File</i>
38	<i>Railway Correspondence File if required</i>
39	<i>Isolation Memo File</i>
40	<i>Hydraulic Testing File</i>
41	<i>Handing Over File</i>
42	<i>Photograph File / Album / Register</i>
43	<i>Penalty Register</i>
45	<i>Sand Metal Register if required</i>
46	<i>M8 Register if required</i>
47	<i>Any other registers required as per description of items for any activity / material / quantity for which payment is made or as instructed by M.C.G.M staff.</i>

6.124 IMPORTANT POINTS TO BE NOTED BY THE TENDERER:

- 1 The successful tenderer/ Contractor have to co-ordinate between the third party quality assurance agency, if any, and the M.C.G.M. staff for the quality execution of work.
- 2 All materials required to be used for execution of the job shall be got tested as directed by third party quality auditor, if any, through the site in-charge before use.
- 3 The contractor shall prepare all the relevant site records/registers & duly update the same in consultation with the site in-charge.
- 4 The jobs allotted to the contractor for execution is to be executed to the satisfaction of the third party quality assurance agency if any and the M.C.G.M. The contractor to note this point and plan the execution of work carefully.
- 5 The completion reports for various activities along with its drawing are required to be submitted to the BMC immediately after execution of the job.
- 6 It is suggested to the contractor that the contractor may make necessary arrangement for testing of the water main.
- 7 The overall quantum of the work may vary to any extent and if the scope of the work is reduced to any extent, the contractor shall not claim any compensation and no payment will be made towards claim/ compensation. If the quantum of the work get exceed tender amount, the contractor has to execute the work for additional amount at the same quoted percentage. This point shall be considered while quoting the tender.
- 8 The cost contingencies/ price variation for labour& materials shall be considered as per circular under no Dy.Ch.E/WSP/CI/08/3387 dated 02.01.09 and will be paid as per indices issued by competent authority considering the relevant clauses of G.C.C. in force & amendments thereof by the BMC from time to time. However, maximum limit for reimbursement is 5 % of the contract cost (including extra items/excess quantities but excluding water/ sewerage and supervision charges & physical and cost contingencies.

Note. : - Price variation will be as per G.C.C. and circular regarding that modified to the date.

- 9 **For extra/excess prior administrative approval of the competent approving authority mentioned in the circular u/no. CA (F) / Project / 31 Dt. 26.10.2020 is mandatory for execution of extra/excess work.**

However, prior administrative sanctioning authorities for excess/extra/saving are as per following table:-

Statement A

Nature of Work	Permissible limit of Extra / Excess / Saving and Approving Authority		
	DMC (Infra) / DMC (E) / DMC (SE)/ Dir (ES & P) /Jt. M.C.	Concerned A.M.C.	Municipal Commissioner
General works / Underground works / Unforeseen Works	<p>(i) Cumulative amount of Extra / Excess / Saving in any individual item Upto Rs. 25 Lakhs And</p> <p>(ii) Total Cumulative amount of Extra / Excess / Saving on all items upto 5 % of total contract cost, but not exceeding Rs. 1 Crore</p>	<p>(i) Cumulative amount of Extra / Excess / Saving in any individual item Up to Rs. 1 Crore And</p> <p>(ii) Total Cumulative amount of Extra / Excess / Saving on all items upto 15 % of total contract cost, but not exceeding Rs. 10 Crore</p>	<p>(i) Cumulative amount of Extra / Excess / Saving in any individual item above Rs. 1 Crore And / OR</p> <p>(ii) Total Cumulative amount of Extra / Excess / Saving on all items above 15 % of total contract cost, And / OR</p> <p>Cumulative amount of Extra / Excess / Saving on all items exceeding Rs. 10 Crores.</p>

Payment terms:

Excess Item shall be paid as per the rates quoted by the tenderer at the time of tender.

Extra Item shall be paid as per the rate prevailing in “Unified Schedule of Rate” of BMC at the time of tender at rebate quoted by the contractor or at Par in case of premium quoted by the contractor at the time of tender.

(ii) Fair Item

Nature of Work	Permissible limit of Extra / Excess / Saving and Approving Authority		
	DMC (Infra) / DMC (E) / DMC (SE)/ Dir (ES & P) / Jt. M.C.	Concerned A.M.C.	Municipal Commissioner
For all nature of Work	<p>Total Cumulative amount of Fair on all items upto 2 % of total contract cost, but not exceeding Rs. 20 Lakh</p>	<p>Total Cumulative amount of Fair on all items upto 5 % of total contract cost, but not exceeding Rs. 1 Crore</p> <p>(Other than proposals in purview of DMC / Jt. MC)</p>	<p>Total Cumulative amount of Fair on all items above 5 % of total contract cost, And / OR</p> <p>Cumulative amount of Fair on all items exceeding Rs. 1 Crores.</p>

Payment Terms :

Fair Items shall be got approved by the concern DMC / Dir (ES &P) / Jt. M.C. The Engineer in Charge shall work out these fair items at fair and reasonable market rates on the basis of material, labour and operation of construction equipment required to execute the item and allowing 15 % to cover profits and overhead charges (i.e. including taxes, duties etc.) On same lines of rate analysis prepared for the items that are in “Unified schedule of rate” of BMC.

The Rates of Fair Items shall be valid for one year only. Moreover, no escalation will be admissible on the fair items till completion of such works, in which the fair items are executed.

Fair Items shall be paid **at PAR** in case of premium quoted by the contractor, in newly created FAIR ITEM or item not included in prevailing “Unified Schedule of Rate” of BMC at the time of tender. OR at rebate quoted by the contractor if it is already added in prevailing “Unified Schedule of Rate” of BMC at the time of tender.

For extra/fair items if any prior administrative approval shall be obtained from the AMC(P) & maximum limit is 5% of total contract cost.

Contractors are informed that the circular under reference is issued for the propose of having financial discipline on the work hence whenever the quantity executed to the extent of 80% of BOQ quantity will be intimated to Site InCharge before executing the work on site & or submission of R.A. bill for the said work. The extra/excess beyond the BOQ quantity are likely to be operative, the contractor need to take prior approval of competent authority. Any amendment in circular mentioned above during the time period of this tender will be applicable. The foreclosure of work due to above circular & reason will not be the cause of claiming compensation of this work.

6.125 Special Notes:

- 1 The pipe fabrication factory must have facility of automatic welding machine and hydraulic testing set up.
- 2 The spiral welding is not allowed for M.S pipes.
- 3 The contractor has to lay as far as possible the water mains at fixed level by diverting the utilities if required. Also preferably bends to be used while laying w.m. should be less than of 45 degree.

For extra item, if required to execute, any unforeseen work as per site conditions, HE's Schedule of rates will be mainly considered for the payment of work with proper sanction from ~~DMC-SE~~ concern approving authority. However, if the items are not available in HE's schedule those item will be paid as per the items of other BMC Schedule of rates & as stipulated in the relevant clause of G.C.C. If the items are not available in any of the B.M.C. schedules, then fair rate will be prepared as per prevailing market rate with 15% contractors

profit inclusive of overheads and duly got verified by Account Office. For fair rate approval from DMC (SE) shall be obtained before execution of work or afterward as the case may be. Contractors will be asked to refill the trenches with excavated earth with proper compaction as specified in clause PL 52 of Technical Specifications and reinstatement of Road surface to its original road surface. The width of road surface to be reinstated will be restricted to the trench width plus 15 cm on either side or as directed. The contractor has to maintain the reinstated trench and reinstated road surface till the defect liability period of the contract period is over at his cost. Any settlement of reinstated trench and/or reinstated road surface is observed during this period shall be redone within 7 days by contractor's at his cost failing which it will attract penalty equivalent to the cost of reinstatement (at quoted rate) of the portion per week or part thereof or as per the policy guidelines for re-instatement of trenches and the same will be recovered from the contractor's bill. However, during monsoon period if any pothole / settled trench is observed, it shall be binding on Contractors to attend it within 24 / 48 hours as the case may be and as directed by the Engineer.

6.126 SITE INSPECTION:

Before submitting the tender, the Tenderers / Contractors shall inspect and acquaint himself about the site of construction with its site constraints. They shall also collect such information as they may deem necessary for the proper execution of the works. They shall obtain further clarification, if any, on any specific issue from the Deputy Hydraulic Engineer (Construction) / E.E.W.W (Const) WS, the offices of whom are situated at Municipal Corporation Engineering Hub Bldg. 1st Floor, Dr. E.Moses Road, Worli Naka, Worli, Mumbai – 400 018 / Office of Executive Engineer Water Works (Const.) W.S, Hydraulic Engineer's Department, C.T.S. No. 309/5, C- Wing, Sadbhav Excel Estate Soc., Opp. Patel Petrol Pump, Govindji Shroff Road, Off S.V.Road, Goregaon (West) Mumbai - 400062. before submitting the tender. Tenderers / Contractors should note and study the condition related to site constraints and its impact.

6.127 SITE CONSTRAINTS:

The Tenderers / bidders should note following points carefully before quoting:

- 1 For execution of proposed subject work along with its various allied work within contractual period the bidders has to carry out the work at number of locations as directed. Department will apply for necessary permissions to traffic department / Tree Authority / concerned M.C.G.M ward / any other agency as may be required. However, necessary follow ups shall have to be made by the contractor to get the permissions so as to start & complete the work within stipulated time period. Getting aforesaid permissions will be entirely contractor's responsibility for which the required help will be provided by M.C.G.M. Also, the directions of authority con-***

cerned with regards to traffic diversions / for any other purpose will be binding on the contractor.

- 2 While carrying out the work, contractor has to ensure safety of existing utilities of B.S.N.L, B.E.S.T, TATA, SCADA, M.G.L, optical fiber cables, Sewer lines, S.W.D & Water Mains of Hydraulic Engineer's Department etc. contractor has to take care of all his Machineries and transport vehicles while executing the work without disturbing traffic flow on remaining carriageway of road. If any damage occurs to any immediately and no extra payment will be made to the contractors.
- 3 Existing Cross Drainage work/HT cables /High voltage/oil filled TATA cables/ Drains etc may require to be crossed by way of diversions or by deepening the pipeline as directed. Utmost care should be taken while carrying out such works to avoid the damage to the existing utilities. If any damage occurs to any of the utility, same will have to be repaired /reinstated by the contractor at his cost immediately and no extra payment will be made to the contractor.
- 4 It is to be ensured by the contractor that all valve chamber covers shall flush with the top of the existing road.
- 5 Due to paucity of space and to ensure better & consistent quality, it is necessary to provide Ready Mix Concrete (R.M.C) for the concreting works required for the project or as the case may be.
- 6 Progress of the works will be as per progress of the road work by road department. Hence bidder has to execute the work in coordination.
- 7 The warranty period of valves will however commence from the physical completion of entire work under the contract.
- 8 *The bidder shall note that he will have to arrange for security and safety of Municipal and his own staff working at the site & materials stacked at / near to sites during the whole contract period and the cost of same shall be deemed to have been covered under items of the contract. The bidders/Contractors should note that, no claim whatsoever arising out of the ignorance of site conditions etc submitted later on, will be entertained on any account.*
- 9 As stated in scope of the tender, this tender covers the work of providing and laying of various dia water mains & its allied civil works. The work of interconnections / cross Connections of various dia. water mains shall have to be done in restricted time limit as the existing water mains are live ones and it is to be carried out only after isolation for very restricted time period is permitted by Hydraulic Engineer.
- 10 These works to be carried out in co-ordination of road department, SWD & any other BMC contractual agencies.

6.128 ASSISTANCE FOR THE ENGINEER'S STAFF:

The Contractor shall provide all necessary assistance to the Engineer's Representative and his staff in carrying out their duties of checking, setting out, inspecting and measuring the works. The

Contractor shall provide surveyor, staff men, office attendants and labourers as may be needed from time to time by the Engineer.

The Contractor shall provide for Engineer and his staff protective clothing, safety helmets, rubber boots of suitable sizes, hand lamps, and the likes as may reasonably be required by them. These articles shall remain the property of the Contractor. No separate payment shall be made on this account.

6.129 SAFETY MEASURES AND SERVICES:

The Contractor shall be responsible for the safety of all workmen and other persons entering the works and shall take all measures necessary to ensure their safety to the approval of the Engineer's Representative. The guidelines are as under:

a Display of proper safety and emergency regulations; fire, gas and electric shock precautions, provisions of stretchers and first aid boxes together with rescue facilities for each place of working.

b Provision of efficient safety helmets for all personnel including the Engineer's Representative and each of his staff and any authorized visitors.

c Safe control of water, including provision of ample standby generating and pumping plant;

d Provision and maintenance of suitable lighting to provide adequate illumination of works with appropriate spares and standby equipment;

e Provision and maintenance of safe, sound mechanical equipment each item of plant having an up-to-date test certificate;

f Provision and maintenance of safe, sound ropes, slings, pulleys and other lifting tackle, each appliance having an up-to-date test certificate where appropriate;

g Provision of notice board 1.25 m x 1.5 min size, written in bold letter in English, Marathi and Hindi, to be erected on existing footpaths and points of access likely to be used by the public, which shall warn the public.

6.130 IDLE CHARGES:

No idle charges will be entertained on any of the grounds.

6.131 Goods and services Act 2017 is applicable to this tender.

6.132 The bidder shall note that he will have to Obtain the NOC from ChEng (SWM)/ DMC(SWM) & adhere to the condition laid as per the circular u/n: Dy.Ch.Eng./SWM/3957/Op Dtd. 28.09.2018 & DMC/SWM/4677 Dtd: 12.02.2019.

- 6.133 The bidder shall note that, regarding registration of contractor from PWD, Hon'ble M.C's approvals vide no.MGC/F/7640 Dtd: 05.11.2018 & subsequent circular from Director ES&P vide no. DIR/ES&P/1078/MC Dtd: 30.11.2018 is applicable.
- 6.134 Litigation history circular u/no. MGC/F/6565 dated 25.09.2018 is applicable for this tender.
- 6.135 2021-2022 is a current year for this tender. Accordingly, multiplication factor for enhancing will be 1.00 for 2020-2021 and so on.
- 6.136 Contractor has to capture digital photographs and GPS coordinates (i.e. Latitude and Longitude) of each work (during execution of the work) in the following manner:
- i The contract shall use GPS Rovers (preferably Trimble Geo 7x) for capturing Lat/Long coordinates of Water Supply Assets, which are compatible to the BMC's existing DGPS setup i.e. GPS Receiver Trimble NetR9
 - ii The GPS coordinates shall be captured strictly in the presence of the concerned BMC Site in charge. The photographs of the process of capturing the GPS coordinates with the help of Trimble Machine shall be taken and submitted as part of records to the concerned E.E.W.W.(Const).
 - iii The contractor shall capture the coordinates of water supply assets as per Annexure attached at section 15 and post process the GPS Rover data with existing Base Station provided by BMC, in back office and generate "shape file" format.
 - iv The contractor shall enter the field attribute data as given in Annexure attached at section 15 in the shape file, as generated above and submit to the department.
 - v Wherever necessary the contractor shall carry out TSS survey of Road where pipe H.E.'s work is to be executed. For TSS, use nearest BMC's GCP monuments (in all 24 monuments available spread across Greater Mumbai) for reference.
 - vi For TSS survey. The contractor shall use UTM 43N using local datum (THD values from the nearest pillar) as directed by BMC (pls refer Annexure attached at section 15).
 - vii Three-point Field sketch of Pipe lines, valve chamber, all water related feature shall be marked on TSS with reference to urban vicinity features such land mark, bus stop, electrical poles, sewer main holes, etc.
 - viii Before submitting the data of site road /area, the contractor shall get it vetted from IIT Bombay. The charges for vetting shall be borne by the contractor.
 - ix Tenderer shall also submit a certified hard copy of the surveyed data on Google earth map.
 - x For water mains, contractor shall capture GPS coordinate in the following manner –
 - a at start point, at every turning point and end point.
 - b Every bend shall be captured at both the ends to confirm the direction of water main.

- c For straight alignment of water main, GPS coordinates shall be taken at every 50M interval.
 - d The coordinates of all cross-connection points, sluice valves, BFVs, air valves, Fire hydrants shall also be captured.
 - xi The attribute data of the H.E.'s assets shall be filled up in the prescribed formats by Concerned Contractor's representative and the site in charge, which shall be endorsed by concerned Executive Engineer.
 - xii The completion drawings shall be prepared using H.E.'s existing GIS data (One BMC or TSS) taken from soft copies available with Ex. Engg.(Construction).
 - xiii At the end of every month, the survey data in "shape file", along with attribute data in prescribed formats, shall be forwarded to AE GIS for updating in H.E.'s existing GIS database.
 - xiv Tenderer shall note that 5% amount of the total work done shall be withheld till final completion drawings, shape files along with completed formats are submitted by the contractor. This 5 % retention shall be in addition to the amount retained as retention money and amount withheld as per vigilance circular.
 - xv The contractor shall note that no separate payment will be made for capturing GPS coordinates, carrying out TSS survey wherever required, Vetting from IIT(B), and submission of photographs, CD of AutoCAD & shape files etc.
- 6.137 No separate payments for MS pipe transportation upto 300 mm dia. will be made under item no. R2-HE-2-9. Also, no provision would be made for (item no. R2-HE-2-2 & R2-HE-2-8) CI/DI Degree bends, MS Special and its transportation respectively. This may please be noted and bidder should quote accordingly.
- 6.138 Bidders to note as per vide circular no. D.M.C./CPD/3217 Dated 02.03.2019 to discontinue the existing Procurement Redressal Committee and to incorporate new clause of internal "GRIEVENCE REDRESSAL MECHANISM" as attached at pg. 309-311. For formation of GRM circular no.Dy.Ch.E./CPD/2025/dt-01.08.2021 is applicable.
- 6.139 Accident compensation policy as per directives circulated vide no. Dir /ES&P /415 /III /Dated 31.12.2019 are applicable for this work attached at pg. 312-315.
- 6.140 Bidders are to consider "Implementation of Constitutional Policy of reservation for SC, ST and other backward classes in service as per circular of General Administration vide no. MBC/6913 dt. 05.05.2010 attached at. Pg. 316-318.
- 6.141 Circular No. C.A. (Finance) / Projects / 21 Dt. 07.09.2020, C.A. (Finance) / Projects / 36 Dt. 07.12.2020 & C.A. (Finance) / Projects / 42 Dt.09.01.2021 regarding Contract Deposit, Retention Money, Additional Security Deposit, Performance Guarantee etc. applicable for this tender. Any amendments in future regarding the same will be applicable to successful bidder.
- 6.142 The water main shall be tested and handed over as per the guidelines in circular no. HE/CIR/2/HC(G)/14.05.2003 and HE/01Cir/dtd-:11.05.2022.

SECTION 7
SCOPE OF WORK

SCOPE OF WORK

The work included in this tender are as follows:-

HE-C-WS-IMPROV-07 Proposal for Replacement of Old Pali Inlet of PHR of size 750>600 from Junction of S.V. road & Hill Road to Junction of Khar Pali road and Ambedkar Road in H/West ward.

This particular tender comes under the category of “Regular, Routine and Maintenance works/Original and New construction works/ For Other Special works”.

The scope of work consists of:-

Proposals In Z – IV					
Sr. No.	Ward	Name of Work	Approval No.	Dia (in mm)	Proposed Length (In Mtr)
1	H/W	HE-C-WS-IMPROV-07 Proposal for Replacement of Old Pali Inlet of PHR of size 750>600 from Junction of S.V. road & Hill road to Junction of Khar Pali road and Ambedkar road in H/West ward.	HE/946/EEWW (P&R)/IR/dtd- 23.09.2021	150	189
				250	122
				300	162
				450	27
				600	369
750	2259				
			Total		3128

1. The work is to be executed in phases. The work shall be carried out by the contractor as per priority as decided by engineer and in co-ordination with other agencies.
2. As one of the work is along the W. E. Highway, Mumbai (the alignment of work of replacement of water main) and some works are along the road having heavy vehicular traffic, contractor shall abide as per rules and instructions of Traffic Police department.
3. The proposed work to be carried through existing Flexible pavement and Rigid Pavement (Cement Concrete bays) at some places.
4. Hydraulic testing of newly laid water main at required pressure as per guidelines decided by Brihanmumbai Municipal Corporation (BMC) at time of execution of work.
5. Reinstatement of trenches in Cement concrete bays, and flexible pavement depending upon existing surface excavated for the work of laying water main.
6. Encasement of mild steel water main in M20 grade concrete for external protection.
7. Making various cross-connections as approved by EEWW(P.&R.) (i.e. Laying of water main by open excavation and cross connecting to the existing system, Hydraulic Testing, Discarding of old mains & commissioning of newly laid water main etc.). Tender drawings showing locations and scope of work are kept ready. The same can be seen in the office of E.E.W.W (Const) WS.
8. The works are requires to be carried out in close co-ordination with MMRDA/METRO authority/Bridge department.

9. The work has to be carried out in close co-ordination with AEWW(H/W)Ward and AEWW(Maint.)WS. Also considering the available narrow width/space for diversion of existing water mains, the work needs to be carried out under stringent supervision by the appointed contractor.

BLANK

SECTION 8
BILL OF QUANTITIES

Name of Work: Name of Work :- HE-C-WS-IMPROV-07 Proposal for Replacement of Old Pali Inlet of PHR of size 750>600 from Junction of S.V. road & Hill road to Junction of Khar Pali road and Ambedkar road in H/West ward.

Bill Of Quantity					
Proposal for Replacement of Old Pali Inlet of PHR of size 750>600 from Junction of S.V. road & Hill road to Junction of Khar Pali road and Ambedkar road in H/West ward.					
	Description	Qty.	Rate	Per	Amount
1	R2-HE-8-27-a /2018				
	Cutting of existing cement concrete road upto specified depth by using Di-amond Saw machine etc. complete in all respects and as directed by Engineer In Charge. Note : The charges for supplying water and electricity are exclusive of the rate worked out.				
	a) Upto 350 mm depth of cutting	6067.00	1486	Rmt.	9015562.00
2	R2-RW-10-55 /2018				
	Excavation in reinforced OR pavement grade concrete M-20 & above by using modern machinery (proclaim with rock breaker, etc.) including with stacking of excavated material within 150 mm ø radius etc. complete upto any depth as specified & as directed, by the Engineer.				
		2204.00	1525	Cum	3361100.00
3	R2-CS-EW-3/2018				
	Excavation for foundation, substructures, basements, tanks, sumps, walls, chambers, manholes, trenches, poles, pits & general building works in soft/disintegrated rock, sand stone, stiff clay, gravel, cobblestone, hard laterite, water bound macadam, wet mix macadam, asphalt mix carpet of any type, pitching, soling, paths and hardcore, lime concrete, plain cement concrete, stone masonry and all types of brick/ block masonry below ground level, rock boulders, etc. for depths/ lifts upto 1.5M measured from the ground level, including dressing/ trimming the sides, leveling of bottoms, manual dewatering, removing rank vegetation, backfilling in layers not more than 200mm thickness, watering, consolidating, compacting to achieve not less than 97% Modified Proctor density conforming to relevant IS, stacking in measurable heaps for future use within owners space or disposing within an initial lead of 150m as directed, loading, unloading, leveling excluding shoring, strutting etc. complete as directed by Engineer-in-Charge.				
		2308.00	500	Cum	1154000.00
4	R2-CS-EW-1/2018				
	Excavation for foundation substructures upto 1.5 m etc as				
		18706.00	307	Cu.mt.	5742742.00
5	R2-CS-EW-2-a/2018				
	Extra over above item CS-EW-1 for lift from 1.5m to 3.0m				
		8553.00	71	Cu.mt.	607263.00

6	R2-HE-1-6/2018				
	Providing & Supplying, loading, transporting on site, unloading, lowering in trenches, assembling and jointing Ductile Iron pipes (K-9) including chamfering cut edges of pipes and specials and fixing with Styrene Butadiene Rubber (SBR) Ring Gaskets for following diameters (Tyton joint pipes). The pipe shall confirm IS: 8329 & SBR Ring Gasket shall confirm IS : 5382 & IS : 12820. The rate is inclusive of cleaning, flushing & testing of water mains upto 6 kg/sq.cm etc complete in all respect and as directed by Engineer in Charge (Pipe shall be coated with cement mortar lining from inside and zinc coating				
	c) 150mm dia.	147.00	1689	R.mt.	248283.00
	d) 250mm	88.00	3103	R.mt.	273064.00
	e) 300mm	110.00	3679	R.mt.	404690.00
	g) 600mm	333.00	10581	R.mt.	3523473.00
7	R2-HE-1-9				
	Cutting of cast iron and CI/DI pipes of all classes with cutting tools, cutting machine and chamfering the edges etc complete in all respect and as directed by Engineer in Charge and for following diameters.				
	c) 150 mm	8.00	469	Rmt	3752.00
	d) 250 mm	7.00	581	Rmt	4067.00
	e) 300 mm	8.00	743	Rmt	5944.00
	g) 600mm	17.00	1652	Rmt	28084.00
8	R2-HE-6-1A/2018				
	Providing and fixing CI Mechanical joint collars suitable for CI/DI pipes, (dimensionally described in Table - 13 of IS : 13382/1992) inclusive of sealing rubber gasket of SBR (dimensionally described in IS :12820/1989), follower gland of CI and MS nut bolts zinc coated or otherwise protected from rusting etc complete as directed by Engineer in Charge				
	c) 150 mm dia	15.00	5693	Each	85395.00
	e) 250 mm dia	10.00	10091	Each	100910.00
	f) 300 mm dia	8.00	13671	Each	109368.00
	k) 600mm	4.00	34821	Each	139284.00
	R2-HE-6-1/2018				
9	Providing and fixing CI Mechanical joint split collars suitable for repair of cracks/ leakages of CI/ DI pipes (Inclusive of Odd size pipes) as per MCGM specifications complete with sealing rubber gasket made of SBR and galvanized 'T' bolts and nuts. The whole assembly mechanically and Hydraulically tested to the provisions laid down in IS 1538/1993 or IS 13382/1992 whichever is applicable. This item includes dewatering of body water cleaning of pipe and arre				
	Provision for leakages on existing main				
	c) 150 mm dia	4.00	12341	Each	49364.00
	e) 250 mm dia	2.00	19062	Each	38124.00
	f) 300mm dia	2.00	26361	Each	52722.00

10	R2-HE-2-1/2018				
	Supplying mild steel pipes to site of work / any municipal store fabricated in any ISI/ ISO certified company, from mild steel plates of approved quality and thickness, confirming to IS 3589 . The M.S plates shall be procured only from Jindal,TATAmetallics,SAIL, ESSAR or Ispat Steel. The test certificates and Challans from the manufacturer of plates shall be submitted to the corporation. The item includes marking, cutting, rolling bending, welding using automatic submerged arc type welding machine, factory testing of pipes, loading at fabrication yard/ factory transportation to site of work/ any municipal store using truck/ trailer, unloading and stacking near place of work etc complete as specified and as directed by Engineer in Charge. . Each pipe shall be about 5 to 7.5 mtr. long, fabricated as per IS:3589 and suitable for 10 kg/cm2 working pressure(spirally				
	c) 150mm 6mm thick	42.00	1536	Rmt	64512.00
	d) 250mm 6mm thick	34.00	2524	Rmt	85816.00
	e) 300mm 6mm thick	52.00	3018	Rmt	156936.00
	f) 450mm 6mm thick	27.00	4498	Rmt	121446.00
	g) 600mm 6mm thick	36.00	5981	Rmt	215316.00
	s) 750mm 10mm thick	2259.00	12370	Rmt	27943830.00
11	R2-HE-2-9 /2018				
	Transporting within 500 meters, laying in position to the correct line and level, M.S. pipes with/without anyout coating on prepared bedding in trenches including marginal cutting wherever required, assembling, tack welding the same. The rate to include loading, unloading, hoisting, etc. complete as specified and as directed by Engineer in Charge.				
	Above 8 mm Upto 12 mm thick plate.				
	c) Above 500 mm upto 750 mm dia pipe	2259.00	1902.00	Rs/Rmt	4296618.00
12	R2-HE-2-3				
	Supplying, transporting MS fabricated material on site, aligning, fixing in position, tack welding including marginal cutting, synthetic Rubber packings etc. a) Minor fixtures such s man hole frame & covers, pressure and non-pressure type blank flanges, loose flanges, rings, small pieces to form saddle pieces, ladders, platforms, stiffener rings etc. b) Major fixtures such as tees, domes, bends, branches, flange ring assembling				
		2.00	68243.00	MT	136486.00
13	R2-WSP-5-27				

	Providing, fabricating, M.S. composite bends of required diameter and shell thickness. The rate to include procurement of M.S. plates, transport, cutting the plates to the required size, rolling, tack welding, assembling in desired lengths to form composite bend, welding on automatic welding machine or manually and forming 'V' edge with or without shoulder cut/root face to both ends of the composite bend. The rate shall also include transporting composite bends with or without stiffener rings mounted on it, as required, by adopting suitable transporting machines without any damage, from the fabrication factory to the site of work intact, including all loading and unloading fixing of accrow type props etc. complete as specified and directed by Engineer-in - Charge The shop paint shall be paid separately as per quoted rates and shall not be included under this item.				
		19.00	99535.00	MT	1891165.00
14	R2-WSP-2-2-B-1/2018				
	Transporting within 500 mtrs. and laying in position to the correct line and level, M.S. specials with/without any out coating such as distance pieces, straps, bends, tapers, etc.as per specification on pedestals or chairs upon formation. The rate to include loading, unloading, hoisting, marginal cutting wherever required, assembling and tack-welding, complete directed by Engineer-in -Charge. The diameter mentioned below shall be considered as clear internal diameter of pipe				
	8 mm. to 12 mm thick plate				
	i) From 750 mm. upto 1000 mm. dia. Pipe	100.00	2204.00	Rs/Rmt	220400.00
15	R2-HE-2-12				
	Field welding in all position with required number of runs, for M.S. pipes internally and/or externally including gauzing wherever necessary, fixing appurtenances and other accessories in connection of pipe laying work as per specification etc complete as specified and as directed by Engineer in Charge.				
	c) 6 mm plate thickness Butt Joint				
		50.00	1418.00	Rmt	70900.00
	f) 10 mm thick plate				
	Butt Jointing				
		1200.00	2557.00	Rmt	3068400.00
16	R2-HE-2-13				
	Field welding in all position with required number of runs, for M.S. pipes internally and/ or externally etc.				
	Lap Jointing with convex fillet weld				
	b) Leg length 6mm				
		27.00	601.00	Rmt	16227.00
	d) Leg length 10mm				
		144.00	810.00	Rmt	116640.00
17	R2-HE-2-14				
	Gas cutting (either square cut or V cut) pipes, plates etc. of thickness :-				

	b) above 5 mm up to 10 mm				
		1317.00	336.00	R.mt.	442512.00
18	R2-HE-3-6/2018				
	Supplying, Loading, transporting on site, unloading, ISI mark Glandless, Double Flanged sluice valves of PN 1.0 conforming to IS - 14846 in Grey Cast Iron IS: 210-1978 FG-260 without Bevel gear arrangement along with its complete appurtenances (i.e. including two nos. of tail pieces) & nuts, bolts, washers, packings etc., stacking the same as directed on site, hoisting, lowering and positioning the same in true plumb and level with tapers, saddles, flanges, etc. on live mains on CI / DI or MS water mains and for PE pipes along with Long Neck PE and flange for following diameters. Note : Sluice valves and all other materials supplied shall be as per the acceptance criteria of MCGM as given in specification.				
	d) 150 mm	3.00	42365	Each	127095.00
	f) 250 mm	2.00	79388	Each	158776.00
	g) 300 mm	3.00	99945	Each	299835.00
19	R2-HE-3-16/2018				
	Supplying, loading, transporting on site, unloading butterfly valves of PN 1.0 conforming to AWWA C-504 in SGI- IS 1865(Grade 500/7) material with appurtenances and flange adaptors, nuts, bolts, washers, packings etc. stacking the same as directed on site, hoisting, lowering and positioning the same in true plumb and level with tappers, saddles, branches flanges etc. on CI / DI or MS water mains and for PE pipes along with Long Neck PE and flange for following diameters. (Manually operated). The flange adapter used here conforms to AWWA C-219. Note : Butterfly valves, flange adaptors and all other materials shall be supplied as per the acceptance criteria of MCGM as given in specification.				
	c) 600 mm	2.00	389815	Each	779630.00
	d) 750mm	2.00	611574	Each	1223148.00
20	R2-HE-4-2/2018				
	Making connection on live CI/DI main of various sizes including cutting of pipes with pipe cutting machine, providing & fixing, DI pipe upto 1 M. length of distance piece on live main , specials such as tee & collar. (suitable for lead joint), jointing the pipes with lead joint and removing body water etc complete in all respect as directed by Engineer in Charge. Note : (1) The required excavation, shoring, encasement in cement concrete, any pipe/specials/sluice valve provided beyond Tee will be paid separately under relevant items. Note : (2) Rebate for salvation cost of old pipe has been considered and old pipes shall be removed by the contractors as directed.				
	e) 150 mm x 150 mm (C/c + Diversion)	6.00	13883	Each	83298.00
	i) 250mm x 250 mm (C/c + Diversion)	6.00	24600	Each	147600.00
	n) 300 mm x 300 mm (C/c + Diversion)	8.00	31529	Each	252232.00
21	R2-HE-4-4/2018				

	Making connection on live CI/DI water main of various sizes, including cutting of pipes with cutting machine, providing & fixing DI pipe upto 1 M. length, specials such as tees, bends, distance pieces, flanges, collars etc. (suitable for lead joint), jointing the pipes with lead joint and pumping out body water etc complete in all respect as directed by Engineer in Charge. Note : (1) The required excavation, shoring, encasement in cement concrete & sluice valve will be paid separately under relevant items. Note : (2) Rebate for salvation cost of old pipe has been considered and old pipes Shall be removed by the contractors as directed.				
	c) 450 mm x 450 mm (C/c + Diversion)	4.00	79585	Each	318340.00
22	R2-HE-4-5/2018				
	Making connection on live MS water main of various sizes, including cost of cutting, supplying, loading, transporting on site, unloading, lowering in trenches, assembling of required MS specials, MS pipe and jointing the pipes / specials etc. with butt and lap welding joint, removing body water etc complete in all respect as directed by Engineer in Charge. For following sizes. Note : (1) The required excavation, shoring, encasement in cement concrete & supply and fixing of sluice valve will be paid separately under relevant item.				
	g) 600 mm x 150 mm dia	1.00	20881	Each	20881
	i) 600 mm x 300 mm dia	1.00	27419	Each	27419
	k) 600 mm x 600 mm dia	3.00	52449	Each	157347
	m) 750 mm x 150 mm dia	1.00	26316	Each	26316
	n) 750 mm x 250 mm dia	2.00	30567	Each	61134
	o) 750 mm x 300 mm dia	3.00	32983	Each	98949
	p) 750 mm x 450 mm dia	2.00	51863	Each	103726
	q) 750 mm x 600 mm dia (01 no. Prov.)	6.00	58275	Each	349650
	r) 750 mm x 750 mm dia (01 no. Prov.)	3.00	94749	Each	284247
23	R2-HE-3-30				
	Supplying, transporting on site and fixing Tamper proof Kinetic Air valves				
	d) 150 mm	12.00	129173.00	Each	1550076.00
24	R2-HE-4-7/2018				
	Discarding the existing live CI/DI water main by plugging the same including cost of pipes and specials, Supplying, loading, transporting on site, unloading, lowering in trenches, assembling the CI / MS pipes / specials of required diameter, etc. complete including cost of mechanical cap or and with spun yarn and molten lead including caulking etc complete in all respect as directed by Engineer in Charge & including cost of lead for following diameters. The cost of item is for plugging the water main on either side at one location. Note : (1) The required excavation, shoring, encasement in cement concrete & sluice valve will be paid separately under relevant items. Note : (2) Rebate for salvation cost of old pipe has been considered and o				
	c) 150 mm dia	2.00	10567	Each	21134.00
	d) 250 mm dia	2.00	16379	Each	32758.00
	e) 300 mm dia	3.00	20316	Each	60948.00
	f) 450mm dia	2.00	49782	Each	99564.00

25	R2-CS-CW-2-a-1				
	Providing and laying in position ready mixed plain cement concrete, using fly ash and cement content as per approved design mix from Engineer-in-charge and fly ash conforming to grade I of IS 3812 (Part-1) only be used as part replacement of OPC as per IS 456 and uniform blending with cement is to be ensured in accordance with clauses 5.2 and 5.2.1 of IS: 456-2000 in the items of ready mixed concrete and manufactured in fully automatic batching plant and transported to site of work in transit mixer for all leads, having continuous agitated mixer, manufactured as per mix design of specified grade for plain cement concrete work, including pumping of R.M.C. from transit mixer to site of laying and curing, including the cost of centering, shuttering and finishing, including cost of curing, admixtures in recommended proportions as per IS : 9103 to accelerate/ retard setting of concrete, improve workability without impairing strength and durability as per direction of the Engineer - in - charge. M-20 grade plain cement concrete (cement content considered @ 260 kg/cum).				
		3027.00	6963.00	Cum	21077001.00
26	R2-CS-CW-2-a-3				
	Providing and laying in position ready mixed plain cement concrete, using fly ash and cement content as per approved design mix from Engineer-in-charge and fly ash conforming to grade I of IS 3812 (Part-1) only be used as part replacement of OPC as per IS 456 and uniform blending with cement is to be ensured in accordance with clauses 5.2 and 5.2.1 of IS: 456-2000 in the items of ready mixed concrete and manufactured in fully automatic batching plant and transported to site of work in transit mixer for all leads, having continuous agitated mixer, manufactured as per mix design of specified grade for plain cement concrete work, including pumping of R.M.C. from transit mixer to site of laying and curing, including the cost of centering, shuttering and finishing, including cost of curing, admixtures in recommended proportions as per IS : 9103 to accelerate/ retard setting of concrete, improve workability without impairing strength and durability as per direction of the Engineer - in - charge. M-10 grade plain cement concrete (cement content considered @ 220 kg/cum).				
		604.00	6498.00	Cum	3924792.00
27	R2-CS-CW-1-C/2018				
	P/L M.10 c.c. for bedding etc.				
		23.00	6236	Cum	143428.00
28	R2-HE -8-4				
	Providing and laying 200 mm thick hand sets dry rubble soling				
		3731.00	332.00	Sqm	1238692.00
29	R2-CS-MW-3b/2018				

	Brick work with common burnt clay F.P.S. (non modular) bricks of class designation 3.5 and above in foundation and plinth in: Cement mortar 1:4 (1 cement : 4 coarse sand)				
		56.00	6930.00	Cum.	388080.00
30	R2-SWD-58				
	Providing 20 mm thick cement plaster in cement mortar 1:2 including neat cement rendering (without water proofing compound) as specified & as directed by Engineer-in-Charge..				
		91.00	376.00	Sqm	34216.00
31	R2-CS-CW-1-B/2018				
	Nominal Mix of 1:2:4 (1 cement OPC: 2 coarse sand : 4 graded stone aggregate 20 mm nominal size)				
		74.00	6821.00	Cum.	504754.00
32	R2-HE-2-16				
	Providing and fixing MS frame and cover with its complete assembly				
		5830.00	78.00	kg	454740.00
33	R2-WSP-2-19				
	Providing and applying Cement mortar lining of specified thickness with proportion of cement-sand ratio (1:1) by weight for underground and above-ground pipeline by mechanical troweling i.e. with the use of mortar lining machine and including curing etc. complete as per specification and as directed by Engineer-in -Charge				
		5662.00	445.00	Sqm	2519590.00
34	R2-WSP-2-20/2018				
	Providing Cement mortar lining of specified thickness of 12mm with proportion of cement sand ratio (1: 1) by weight for underground and aboveground pipeline such as bends, tapers, cross connections, dipping where machine lining is not possible, by hand lining including curing etc.as per specification and as directed by Engineer-in -Charge				
		312.00	538	sqm	167856.00
35	R2-WSP-5-32				

	Providing and fabricating specials and fixtures, Dished closures such as man-hole covers of required size and shape from M. S. Plates and other structural steel. The rate to include procurement of plates and other structural steel, transport, cutting the plates and structural steel to the required size, rolling, bending, tack welding, assembling in desired size and shape and thickness, welding on automatic welding machine or manually and forming `V' edge with or without shoulder cut/root face to both ends wherever required. The rate shall also include transporting specials and fixtures by adopting suitable means without any damage, intact to the site of work including all loading and unloading etc. complete as specified and as directed by Engineer-in -Charge. . The rate to include cold pressing, drilling holes, grinding wherever necessary, supply of bolts, nuts, washers, etc. complete as per drawing. The shop paint shall be paid separately as per quoted rates and shall not be included under this item.				
	For 450mm dia Manhole opening 10 no.s	3.00	104101	MT	312303.00
36	R2-WSP-2-18-A-2				
	a) Hydraulic testing of M.S. Pipeline to the specified pressure for the length upto 1 km.				
	ii) 750 mm dia	3.00	36976.00	Km	110928.00
37	R2-WSP-2-16-A				
	Providing permanent test points				
	on 750mm dia water main	2.00	32045.00	Nos.	64090.00
38	R2-RW-1-18				
	Levelling, watering & rolling by vibratory roller IDD-22 weighing not less than 10 tones& preparing the ground to the required grade & camber (only to be used for reinstatement for trench in road work) as per New Road Specifications.				
		5536.00	19.00	Sqm	105184.00
39	R2-RW-2-21/2018				
	Providing & laying, spreading & compacting specified crushed stone in granular subbase course including premixing the material in mechanical mixer (pug mill or approved type), spreading of mixed material in uniform layer of 100 mm to 75 mm (compacted thickness each) with motor grader or paver on prepared murum surface & compacting with 10 tons vibratory roller to achieve desired density including all material, labour, machinery, lighting, barricading to all lifts & lead, maintenance of diversion etc. complete (metal gradation from 75mm to 75 micron as per prevailing MCGM specifications for Roadworks clause no. 210).				
		2419.00	2547	Cu.mt	6161193.00
40	R2-RW-2-22/2018				
	Rebate for not using motor grader / paver for laying of Granular Sub base in RW-2-21	2419.00	-93	Cu.mt	-224967.00

41	R2-RW-2-20/2018				
	Providing & laying, spreading & compacting graded crushed stone aggregate to wet mix macadam to the satisfaction of Engineer including premixing the material with water to OMC in mechanical mix (pug mill) carriage of mix material by tipper to site, laying in uniform layer of 75 mm to 100 mm (compacted thickness each) with sensorpaver finisher on prepared subbase & compacting with vibratory roller (10 tons) to achieve desired density including lighting, guarding barricading & maintenance of diversion etc. as directed by the Engineer, (Rebate for not using sensor paver should be taken,(metal gradation from 53 mm to 75 micron as per prevailing MCGM specifications for Roadworks clause no.240).				
		2350.00	2937	Cu.mt	6901950.00
42	R2-RW-10-32/2018				
	Providing and laying Dry Lean Concrete base including providing coarse and fine aggregate to the specified gradation using minimum cement content 150kg/cum of concrete with OPC 43 grade cement, mixing of concrete as per approved design mix using mechanized batch mix plant of appropriate capacity, transporting and laying with self propelled paver with electronics Ensor device and compacting with vibratory roller of minimum 80-100 KN static weight to give desired compacted density and average compressive strength of 10MPa at 7day sand curing with liquid curing compound and sprinkling water and covering with moist hessian cloth or ponding of water or 7days including providing construction joints, including all material, labour, machinery with all leads and lifts etc. complete as specified and as directed				
		1102.00	4481	Cu.mt.	4938062.00
43	R2-RW-10-33 /2018				
	Providing & laying M-40C.C.avg. compressive strength 45MPa and avg flex-tural strength of 5.0MPa (As per IRC15-2002.N.1.6) procured from M.C.G.M. approved R.M.C. plant including use of approved make of plasti-cizer/retarder & Contractor's water with ice flakes and transported by transit mixer and placing at work site . Compacting, finishing, initial curing by ap-proved curing compound & Contractor's water and tarring the sides of slab with hot bitumen as specified and directed (w/c ratio0.4maximum)(vata for curring will be paid separately.) (MINIMUM CEMENT CONTENT 350 kg/m ³)				
		2180.00	7968	Cu.mt.	17370240.00
44	R2-RW-10-18/20185				
	Providing & laying water proof paper of 40 GSM including overlap (to be not less than 10cm) etc. complete as specified as directed.				
		7320.00	11	sqm	80520.00
45	R2-RW-10-11/2018				

	Cutting of construction & dummy joints of M-35 C.C. & above slab by mechanical means within 10 to 16 hrs of casting of bay/slab as directed. A) Transverse dummy joints 100mm deep or 1/3 thickness of concrete pavement & 6 mm wide.				
		3984.00	59	Rmt	235056.00
46	R2-RW-10-12/2018				
	Cutting of construction & dummy joints of M-35 C.C. & above slab by mechanical means within 10 to 16 hrs of casting of bay/slab as directed B) Longitudinal construction joints 100mm deep or 1/3 rd thickness of slab & 6 mm wide				
		3369.00	59	Rmt	198771.00
47	R2-RW-10-23/2018				
	Dressing of M-35 & above new C.C. pavement, dummy, transverse, longitudinal & expansion joints with hot rubberized sealing compound confirming to IS1834-1984 after proper cleaning with compressed air, applying required primer & providing a layer of lime powder over hot sealing compound etc. complete as directed. A) Sealing 6mm wide dummy/transverse joints with a depth of 100mm or 1/3rd thickness of concrete pavement.				
		3984.00	92	Rmt	366528.00
48	R2-RW-10-24/2018				
	Dressing of M-35 & above new C.C. pavement, dummy, transverse, longitudinal & expansion joints with hot rubberized sealing compound confirming to IS1834-1984 after proper cleaning with compressed air, applying required primer & providing a layer of lime powder over hot sealing compound etc. complete as directed. B) Sealing of 6mm wide longitudinal joint with depth of 100mm or 1/3rd thickness of concrete pavement.				
		3984.00	92	Rmt	366528.00
49	R2-RW-10-16/2018				
	Providing & fixing in position mild steel tie bars of 12mm dia 55cm long & 45cm C/C whenever directed including handling , wrapping with paper for half length, fixing, straightening, wastage etc. complete in all respect as directed.				
		3.00	63226.00	MT	189678.00
50	R2-CS-SS-06-c				
	Providing and fixing the Mechanical Anchor Fasteners as specified below of Hilti Make or equivalent confirming to IS 1367 (Part 3) at required locations and level including drilling the hole, cleaning and anchoring the bolt as per manufacturers specifications etc. complete as directed by Engineer In Charge.				
	M 12 x 115	5020.00	65.00	Each	326300.00
51	R2-RW-10-17/2018				

	Providing & fixing in position M.S. dowel bars of 32mm dia 55cm long & 30cm C/C whenever directed including handling, fixing, etc. complete (no extra payment will be made for applying bitumen & ease to dowel bars)				
		2.50	62904.00	MT	157260.00
52	R2-RW-10-19/2018				
	Providing & constructing cement vatas in c/m 1:10 at 0.6m x 0.6m c/c ad-measuring 0.09 mat bottom,0.04 mat top & 0.075m deep & maintaining the same throughout 14days curing & removing the same thereafter, as directed.				
		7320.00	78	sqm	570960.00
53	R2-RW-3-20/2018				
	Providing & Fixing in the carriage way interlocking 100 mm thick grey cement concrete unishape pavers in Red (Terra Cotta), Black, Brown or any colour unishape (monolithic-single layer precast concrete blocks) with pigment @ 3% by weigh to cement having average crushing strength of not less than 50N/mm ² as per technical specifications and IS CODE 15658:2006, placed on average compacted thickness of 25mm well graded sand cushioning uniformly compacted with proper capacity mechanical compactor with required level, grade and camber etc. complete as specified and as directed by the Engineer.				
		49.00	1213	Sqm	59437.00
54	R2-RW-3-21/2018				
	Removing & refixing inter locking concrete pavers of 100mm thick, of any size, shape and colour considering 10% breakage area of paver block while removing same from position and replacing the same by new paver blocks having average crushing strength not less than 50N/mm ² as per technical specifications and IS CODE 15658:2006, placed on average compacted thickness of 25 mm well graded sand cushioning uniformly compacted with proper capacity mechanical compactor with required level, grade and camber etc. complete as specified and as directed by the Engineer.				
		33.00	251	Sqm	8283.00
55	R2-HE-3-17/2018				

	Supplying, loading, transporting on site, unloading butterfly valves of PN 1.6 conforming to AWWA C-504 in SGI- IS 1865(Grade 500/7) material with appurtenances and flange adaptors, nuts, bolts, washers, packings etc. stacking the same as directed on site, hoisting, lowering and positioning the same in true plumb and level with tappers, saddles, branches flanges etc. on CI / DI or MS water mains and for PE pipes along with Long Neck PE and flange for following diameters. (Manually operated). The flange adapter used here conforms to AWWA C-219. Note : (1) Butterfly valves, flange adaptors and all other materials shall be supplied as per the acceptance criteria of MCGM as given in specification.				
	c) 600 mm dia BFV	1.00	532827.00	Each	532827.00
56	R2-RW-10-44/2018				
	P/L Controlled Low Strength Material (CLSM) having avg.compressive strength 5.0 Mpa procured from M.C.G.M. approved R.M.C. plant including use of approved makes plasticizer/ retarder & transported by transit mixer & placing at worksite, compacting, finishing, curing etc. as specified & directed by the Engineer. (MINIMUM CEMENT CONTENT 200 kg/m ³)				
		2172.81	4410.00	Cum	9582111.06
57	R2-RW-5-20/2018				
	Providing and applying PRIME COAT with CATIONIC BITUMEN EMULSION (SS) @ 7 to 12 Kg. of 10Sqmt over prepared surface to receive bituminous mix by applying PRIMER with mechanical spray bitumen, including cleaning of road surface etc. completed, as directed for Low Porosity surface & the primed surface shall be allowed to cure for at least 24 hours or any other higher period, as is found to be necessary to allow all the moisture or volatiles to evaporate before any subsequent bituminous surface treatment or mix is laid (As prevailing MCGM specifications for Roadworks Clause No. 313, curing as per 313.5)				
		2388.00	57.00	Sqm	136116.00
58	R2-RW-5-24/2018				
	Providing and applying TACK COAT with CATIONIC BITUMEN EMULSION (RS) @ 0.25 to 0.30 Kg. of Sq.mt over prepared surface to receive bituminous mix by applying TACK COAT with mechanical spray bitumen, including cleaning of road surface etc. completed, as directed for DRY & HUNGRY BITUMINOUS SURFACES (As per prevailing MCGM specifications for Road works Clause No. 314)	2170.34	35.00	Sqm	75961.90
59	R2-RW-5-23/2018				

	Providing and applying TACK COAT with CATIONIC BITUMEN EMULSION (RS) @ 0.2 to 0.25 Kg. of Sq.mt over prepared surface to receive bituminous mix by applying TACK COAT with mechanical spray bitumen, including cleaning of road surface etc. completed, as directed For NORMAL BITUMINOUS SURFACES & the tack coat shall be left to cure until all the volatiles have evaporated before any subsequent construction is started, which is indicated by change in colour from brown to black (As per prevailing MCGM specifications for Road-works Clause No. 314, curing as per 314.3.4)	2172.34	33.00	Sqm	71621.22
	R2-RW-5-48/2018				
60	P/L hot Premix Dense bituminous macadam with 4.50% bitumen content of grade 30-40 to the required line, level, and camber rolling with 10/12 M.T. power vibratory roller & sensor paver etc. complete as specified and	2172.34	440	sqm	954949.60
	R2-RW-5-04 A/2018				
61	P/L minimum 30 mm hot premix Bituminous concrete with 6.00% of bitumen (VG-30 Grade + Waste Plastic) content by weight of mix, (the type of plastic to be used in pavement construction, the design of Mix and manufacturing process to prepare the desire mix shall be as per IRC:SP:98-2013 & the proportion of waste plastic shall be 8% by weight of bitumen) using new material				
		1538.00	339	sqm	521382.00
62	R2-RW-5-64/2018				
	P/L mastic asphalt 40mm thick with 10/20 grade bitumen including producing the same at computerized batch mix plant, transporting the same to site by means of mastic cookers, laying the same without mastic paver and including all necessary tools, labours & barricading, spreading of aggregates as antiskid measures by means over newly laid mastic asphalt as per prevailing MCGM specifications clause no.365 of Road work' as directed by Engineer in charge (Note: The material specifications/gradation & content shall be as specified in the relevant I.S. Codes.)				
		824.00	1571.00	Sqm	1294504.00
63	R2-CS-EW-13/2018				
	Providing and removing open or closed shoring and strutting in the trenches/pits for all depths as per specifications/ drawings and or as directed by Engineer-in-charge by including walling, struts, open poling boards, horizontal sheeting, runners, dog spikes by using timber etc. complete.				
		11295.00	715.00	Sqm	8075925.00
63	R2-RW-10-46/2018				

	Providing and fixing pre-cast Central Median divider Type-I of R.M.C. in M-20 C.C. on Road as per drawing, finished neatly, compacting, curing, with form work, etc, including bedding of R.M.C. of M-10 C.C, 15 cm thick, filling of joints in C.M. 1:2 & painting the exposed surface with 3 coat of road marking paint, Grade-I of approved colour and quality including required excavation in C.C., asphalt etc, and removing the same any where in City & Sub limit, levelling the same as specified and as directed by the Engineer. (Note:- Every 10 dividers shall have 40 mm. dia. hole along the center line of divider at formation level of road to drain off rain water / excess water.)				
	During execution of work between the road.(Provision)	1000.00	1685.00	Rmt	1685000.00
64	R2-HE-3-20/2018				
	Supplying, loading, transporting on site, unloading butterfly valves of PN 1.0 conforming to AWWA C-504 in SGI-IS1865(Grade 500/7) material with appurtenances, nuts, bolts, washers, packings etc. stacking the same as directed on site, hoisting, lowering and positioning the same in true plumb and level with tappers, saddles, branches flanges etc. on CI / DI or MS water mains and for PE pipes along with Long Neck PE and flange (Manually operated). Note : Butterfly valves and all other materials shall be supplied as per the acceptance criteria of MCGM as given in specification.				
	d) 750mm dia	2.00	339095	Each	678190.00
			Total=		162438539.00
	Sd/- S.E.W.W.(C).W.S.	Sd/- S.E.W.W.(C).W.S.	Sd/- A.E.W.W.(C).W.S	Sd/- E.E.W.W.(C).W.S.	

SECTION 9

***GENERAL CONDITIONS OF
CONTRACT***

General Conditions of Contract

A. General

1. Definitions

1.1 Terms which are defined in the Contract Data are not also defined in the Conditions of Contract but keep their defined meanings. Capital initials are used to identify defined terms.

The “Contract” shall mean the tender and acceptance thereof and the formal agreement if any, executed between the Contractor, Commissioner and the Corporation together with the documents referred to therein including these conditions and appendices and any special conditions, the specifications, designs, drawings, price schedules, bills of quantities and schedule of rates. All these documents taken together shall be deemed to form one Contract and shall be complementary to one another.

The Contract Data defines the documents and other information which comprise the Contract.

The “Contractor” shall mean the individual or firm or company whether incorporated or not, whose tender has been accepted by the employer and the legal successor of the individual or firm or company, but not (except with the consent of the Employer) any assignee of such person.

The Bidder is a person or corporate body who has desired to submit Bid to carry out the Works, including routine maintenance till the tender process is concluded.

The Contractor's Bid is the completed bidding document submitted by the Contractor to the Employer.

The “Contract Sum” means the sum named in the letter of acceptance including Physical contingencies subject to such addition thereto or deduction there-from as may be made under the provisions hereinafter contained.

Note : The contract sum shall include the following –

- In the case of percentage rate contracts the estimated value of works as mentioned in the tender adjusted by the Contractor’s percentage.
- In the case of item rate contracts, the cost of the work arrived at after finalization of the quantities shown in schedule of items / quantities by the item rates quoted by the tenderers for various items and summation of the extended cost of each item.
- In case of lumpsum contract, the sum for which tender is accepted.

- Special discount / rebate / trade discount offered by the tenderer if any and accepted by the Corporation.
- Additions or deletions that are accepted after opening of the tenders.

The “Contract Cost” means the Contract Sum plus Price Variation. This cost shall be included in the letter of acceptance.

A Defect is any part of the Works not completed in accordance with the Contract.

The Defects Liability Certificate is the certificate issued by the Engineer, after the Defect Liability Period has ended and upon correction of Defects by the Contractor.

Drawings means all the drawings, calculations and technical information of a like nature provided by the Engineer to the Contractor under the Contract and all drawings, calculations, samples, patterns, models, operation & maintenance manual and other technical information of like nature submitted by the Contractor and approved by the Engineer.

The Authority shall mean Brihanmumbai Municipal Corporation(BMC)

The “Employer” shall mean the Brihanmumbai Municipal Corporation/ Municipal Commissioner for Greater Mumbai, for the time being holding the said office and also his successors and shall also include all “Additional Municipal Commissioners, Director (Engineering Services & Projects)” and the Deputy Municipal Commissioner, to whom the powers of Municipal Commissioner, have been deputed under Section 56 and 56B of the Mumbai Municipal Corporation Act.

The Engineer in-charge shall mean the Executive Engineer in executive charge of the works and shall include the superior officers of the Engineering department i.e. Dy.Ch.Eng/Ch.Eng. and shall mean and include all the successors in BMC

The Engineer's Representative shall mean the Assistant Engineer, Sub. Engineer/Jr. Engineer in direct charge of the works and shall include Sub Eng./ Jr. Eng of Civil section/ Mechanical section/ Electrical section appointed by BMC.

The “Engineer” shall mean the City Engineer / the Hydraulic Engineer / the Chief Engineer / the Special Engineer, appointed for the time being or any other officer or officers of the Municipal Corporation who may be authorized by the commissioner to carry out the functions of the City Engineer / the Hydraulic Engineer / the Chief Engineer / the Special Engineer or any other competent person appointed by the employer and notified in writing to the Contractor to act in replacement of the Engineer from time to time.

Contractor’s Equipment means all appliances and things of whatsoever nature required for the execution and completions of the Works and the remedying of any defects therein, but does not include plant material or other things intended to form or forming part of the Permanent Works.

The Initial Contract Price is the Contract Price listed in the Employer's Letter of Acceptance.

The Intended Completion Date is the date on which it is intended that the Contractor shall complete the construction works. The Intended Completion Date is specified in the Contract Data. The Intended Completion Date may be revised only by the Engineer by issuing an extension of time.

Materials are all supplies, including consumables, used by the Contractor for incorporation in the Works and works of routine maintenance.

Plant is any integral part of the Works that shall have a mechanical, electrical, electronic, chemical, or biological function.

Routine Maintenance is the maintenance of activities of the completed structure for five years as specified in the Contract Data.

The "Site" shall mean the land and other places including water bodies more specifically mentioned in the special conditions of the tender, on, under in or through which the permanent works or temporary works are to be executed and any other lands and places provided by the Municipal Corporation for working space or any other purpose as may be specifically designated in the contract as forming part of the site.

Site Investigation Reports are those that were included in the bidding documents and are reports about the surface and subsurface conditions at the Site.

"Specification" shall mean the specification referred to in the tender and any modification thereof or addition or deduction thereto as may from time to time be furnished or approved in writing by the Engineer.

The Start Date/Commencement Date is given in the Contract Data. It is the date when the Contractor shall commence execution of the Works. It does not necessarily coincide with any of the Site Possession Dates.

A Nominated Sub-Contractor is a person or corporate body who has a Contract with the Contractor to carry out a part of the construction work and/or routine maintenance in the Contract, which includes work on the Site.

Temporary Works are works designed, constructed, installed, and removed by the Contractor that are needed for construction or installation of the Works.

Variation means a change to the:-

- i) Specification and /or Drawings (if any) which is instructed by the Employer.
- ii) Scope in the Contract which is instructed by the Employer.
- iii) Price in the Contract which is instructed by the Employer.

The Works, as defined in the Contract Data, are what the Contract requires the Contractor to construct, install, maintain, and turn over to the Employer. Routine maintenance is defined separately.

Jurisdiction: In case of any claim, dispute or difference arising in respect of a contract, the cause of action thereof shall be deemed to have arisen in Mumbai and all legal proceedings in respect of any claim, dispute or difference shall be instituted in a competent court in the City of Mumbai only.

2. Interpretation

2.1 In interpreting these Conditions of Contract, singular also means plural, male also means female or neuter, and the other way around. Headings have no significance. Words have their normal meaning under the language of the Contract unless specifically defined. The Engineer will provide instructions clarifying queries about these Conditions of Contract.

2.2 If sectional completion is specified in the Contract Data, references in the Conditions of Contract to the Works, the Completion Date, and the Intended Completion Date apply to any Section of the Works (other than references to the Completion Date and Intended Completion Date for the whole of the Works).

2.3 The documents forming the Contract shall be interpreted in the following documents: (1) Agreement, (2) Letter of Acceptance, (3) Notice to Proceed with the Work , (4) Contractor's Bid, (5) Contract Data, (6) Special Conditions of Contract Part (7) General Conditions of Contract Part I, (8) Specifications, (9) Drawings, (10) Bill of Quantities, and (11) Any other document listed in the Contract Data.

3. Engineer's Decisions

3.1 Except where otherwise specifically stated, the Engineer will decide contractual matters between the Employer and the Contractor in the role representing the Employer. However, if the Engineer is required under the rules and regulations and orders of the Employer to obtain prior approval of some other authorities for specific actions, he will so obtain the approval, before communicating his decision to the Contractor.

3.2 Except as expressly stated in the Contract, the Engineer shall not have any authority to relieve the Contractor of any of his obligations under the contract.

4. Delegation

4.1 The Engineer, with the approval of the Employer, may delegate any of his duties and responsibilities to other person(s), except to the Adjudicator, after notifying the Contractor, and may cancel any delegation after notifying the Contractor.

5. Communications

All certificates, notices or instructions to be given to the Contractor by Employer/ Engineer shall be sent on the address or contact details given by the Contractor of Bid. The address and contact details for communication with the Employer/ Engineer shall be as per the details given in Contract Data. Communications between parties that are referred to in the conditions shall be in writing. The Notice sent by facsimile (fax) or other electronic means shall be effective on confirmation of the transmission. The Notice sent by Registered post or Speed post shall be effective on delivery or at the expiry of the normal delivery period as undertaken by the postal service.

6 Subcontracting

6.1 Unless specifically mentioned in the contract subletting will not be allowed. Subletting, where otherwise provided by the contract shall not be more than 25% of the contract price.

6.2 The Contractor shall not be required to obtain any consent from the Employer for:

- a. the sub-contracting of any part of the Works for which the Subcontractor is named in the Contract;
- b. the provision for labour, or labour component.
- c. the purchase of Materials which are in accordance with the standards specified in the Contract.

6.3 Beyond what has been stated in clauses 6.1 and 6.2, if the Contractor proposes sub contracting any part of the work during execution of the Works, because of some unforeseen circumstances to enable him to complete the Works as per terms of the Contract, the Employer will consider the following before according approval:

- a. The Contractor shall not sub-contract the whole of the Works.
- b. The permitted subletting of work by the Contractor shall not establish any contractual relationship between the sub-contractor and the BMC and shall not relieve the Contractor of any responsibility under the Contract.

6.4 The Engineer should satisfy himself before recommending to the Employer whether

- a. the circumstances warrant such sub-contracting; and
- b. the sub-Contractor so proposed for the Work possesses the experience, qualifications and equipment necessary for the job proposed to be entrusted to him.

7. Other Contractors

7.1 The Contractor shall cooperate and share the Site with other Contractors, public authorities, utilities, and the Employer between the dates given in the Schedule of Other Contractors, as referred to in the Contract Data. The Contractor shall also provide facilities and services for them as described in the Schedule. The Employer may modify

the Schedule of Other Contractors, and shall notify the Contractor of any such modification.

- 7.2 The Contractor should take up the works in convenient reaches as decided by the Engineer to ensure there is least hindrance to the smooth flow and safety of traffic including movement of vehicles and equipment of other Contractors till the completion of the Works.

8. Personnel

- 8.1 The Contractor shall employ for the construction work and routine maintenance the key personnel including technical personnel named in the Contract Data or other personnel approved by the Engineer. The Engineer will approve any proposed replacement of technical personnel only if their relevant qualifications and abilities are substantially equal to those of the personnel stated in the Contract Data.
- 8.2 The Contractor's personnel shall appropriately be qualified, skilled and experienced in their respective trades or occupations. The Engineer shall have authority to remove, or cause to be removed, any person employed on the site or works, who carries out duties incompetently or negligently and persists in any conduct which is prejudicial to safety, health or the protection of the environment.
- 8.3 If the Engineer asks the Contractor to remove a person who is a member of the Contractor's staff or work force, stating the reasons, the Contractor shall ensure that the person leaves the Site within seven days and has no further connection with the Works in the Contract.
- 8.4 The Contractor shall not employ any retired Gazetted officer who has worked in the Engineering Department of the BMC /State Government and has either not completed two years after the date of retirement or has not obtained BMC/State Government's permission to employment with the Contractor.

9. Employer's and Contractor's Risks

- 9.1 The Employer carries the risks which this Contract states are Employer's risks, and the Contractor carries the risks which this Contract states are Contractor's risks.

10. Employer's Risks

- 10.1 The Employer is responsible for the excepted risks which are (a) in so far as they directly affect the execution of the Works in the Employer's country, the risks of war, invasion, act of foreign enemies, rebellion, revolution, insurrection or military or

usurped power, civil war, riot, commotion or disorder (unless restricted to the Contractor's employees) and contamination from any nuclear fuel or nuclear waste or radioactive toxic explosive, or (b) a cause due solely to the design of the Works, other than the Contractor's design.

11. Contractor's Risks

11.1 All risks of loss of or damage to physical property and of personal injury and death which arise during and in consequence of the performance of the Contract other than the excepted risks, referred to in clause 11.1, are the responsibility of the Contractor.

12. Insurance

12.1 The Contractor at his cost shall provide, in the joint names of the Employer and the Contractor, insurance cover from the Start Date to the end of Defects Liability Period, in the amounts and deductibles stated in the Contract Data for the following events which are due to the Contractor's risks:

a) Loss of or damage to the Works, Plant and Materials;

b) Loss of or damage to Equipment;

c) Loss of or damage to property (other than the Works, Plant, Materials, and Equipment) in connection with the Contract; and

d) Personal injury or death.

12.2 Insurance policies and certificates for insurance shall be delivered by the Contractor to the Engineer for the Engineer's approval before the Start Date. All such insurance shall provide for compensation to be payable in the types and proportions of currencies required to rectify the loss or damage incurred.

12.3 Alterations to the terms of insurance shall not be made without the approval of the Engineer.

12.4 Both parties shall comply with any conditions of the insurance policies.

12.5 If the Contractor does not provide any of the policies and certificates required, the Employer may affect the insurance which the Contractor should have provided and recover the premiums the Employer has paid, from payments otherwise due to the Contractor or if no payment is due, the payment of premiums shall be debt due.

13. Site Investigation Reports

13.1 The Contractor, in preparing the Bid, may rely, at his own risk, on any Site Investigation Reports referred to in the Contract Data, supplemented by any other information available to him, before submitting the bid.

14. Queries about the Contract Data

14.1 The Engineer will clarify queries on the Contract Data.

15. Contractor to Construct the Works and Undertake Maintenance (if specified in the tender)

15.1 The Contractor shall construct, and install and maintain the Works in accordance with the Specifications and Drawings and as per instructions of the Engineer.

15.2 The Contractor shall construct the works with intermediate technology, i.e., by manual means with medium input of machinery required to ensure the quality of works as per specifications. The Contractor shall deploy the equipment and machinery as required in the contract.

15.3 The Contractor shall take all reasonable steps to protect the environment on and off the Site and to avoid damage or nuisance to persons or to property of the public or others resulting from pollution, noise or other causes arising as a consequence of his methods of operation.

During continuance of the contract, the Contractor and his sub-contractors shall abide at all times by all existing enactments on environmental protection and rules made there under, regulations, notifications and byelaws of the State or Central Government, or local authorities and any other law, bye-law, regulations that may be passed or notification that may be issued in future by the State or Central Government or the local authority. Salient features of some of the major laws that are applicable are given below:

- The Water (Prevention and Control of Pollution) Act, 1974, this provides for the prevention and control of water pollution and the maintaining and restoring of wholesomeness of water. 'Pollution' means such contamination of water or such alteration of the physical, chemical or biological properties of water or such discharge of any sewage or trade effluent or of any other liquid, gaseous or solid substance into water (whether directly or indirectly) as may, or is likely to, create a nuisance or render such water harmful or injurious to public health or

safety, or to domestic, commercial, industrial, agricultural or other legitimate uses, or to the life and health of animals or plants or of aquatic organisms.

- The Air (Prevention and Control of Pollution) Act, 1981, this provides for prevention, control and abatement of air pollution. 'Air Pollution' means the presence in the atmosphere of any 'air pollutant', which means any solid, liquid or gaseous substance (including noise) present in the atmosphere in such concentration as may be or tend to be injurious to human beings or other living creatures or plants or property or environment.
- The Environment (Protection) Act, 1986, this provides for the protection and improvement of environment and for matters connected therewith, and the prevention of hazards to human beings, other living creatures, plants and property. 'Environment' includes water, air and land and the inter-relationship which exists among and between water, air and land, and human beings, other living creatures, plants, micro-organism and property.
- The Public Liability Insurance Act, 1991, This provides for public liability insurance for the purpose of providing immediate relief to the persons affected by accident occurring while handling hazardous substances and for matters connected herewith or incidental thereto. Hazardous substance means any substance or preparation which is defined as hazardous substance under the Environment (Protection) Act 1986, and exceeding such quantity as may be specified by notification by the Central Government.

16. The Works and Routine Maintenance to be completed by the Intended Completion Date

- 16.1 The Contractor may commence execution of the Works on the Start Date and shall carry out the Works and Routine Maintenance, if specified in the tender, in accordance with the Programme submitted by the Contractor, as updated with the approval of the Engineer, and complete them by the Intended Completion Date.

17. Approval by the Engineer

- 17.1 The Contractor shall submit Specifications and Drawings showing the proposed Temporary Works to the Engineer, who is to approve them if they comply with the Specifications and Drawings.
- 17.2 The Contractor shall be responsible for design and safety of Temporary Works.

- 17.3 The Engineer's approval shall not alter the Contractor's responsibility for design and safety of the Temporary Works.
- 17.4 The Contractor shall obtain approval of third parties to the design of the Temporary Works, where required.
- 17.5 All Drawings prepared by the Contractor for the execution of the temporary or permanent Works, are subject to prior approval by the Engineer before their use.

18. Safety

18.1 The Contractor shall be responsible for the safety of all activities on the Site. He shall comply with all applicable safety requirements and take care of safety of all persons entitled to be on the site and the works. He shall use reasonable efforts to keep the site and the works, both during construction and maintenance, clear of unnecessary obstruction so as to avoid danger to the persons and the users.

- Workers employed on mixing asphaltic materials, cement and lime mortars shall be provided with protective footwear and protective goggles.
- Stone breaker shall be provided with protective goggles and protective clothing and seated at sufficiently safe intervals.
- The area should be barricaded or cordoned off by suitable means to avoid mishaps of any kind. Power warning signs should be displayed for the safety of the public whenever cleaning works are undertaken during night or day.
- The workers engaged for cleaning the manholes/sewers should be properly trained before allowing working in the manhole.

18.2 Safety Programs:-

- I Have adequate safety supervision in place to ensure that safety programs set up by the firms/agencies are in compliance with prevalent laws and regulations.
- II Review safety programs developed by each of the trade firms, prepare and submit a comprehensive safety program.
- III Monitor day to day implementation of safety procedures.

18.3 First Aid Facilities: -

- i At every work place there shall be provided and maintained, so as to be easily accessible during working hours, first-aid boxes at the rate of not less than one box for 150 contract labour or part thereof ordinarily employed.
- ii The first-aid box shall be distinctly marked with a red cross on white back ground.
- iii Adequate arrangements shall be made for immediate recoupment of the equipment when necessary.
- iv Nothing except the prescribed contents shall be kept in the First-aid box.
- v The first-aid box shall be kept in charge of a responsible person who shall always be readily available during the working hours of the work place.
- vi A person in charge of the First-aid box shall be a person trained in First-aid treatment, in the work places where the number of contract labour employed is 150 or more.

19. Discoveries

19.1 Anything of historical or other interest or of significant value unexpectedly discovered on the Site shall be the property of the Employer. The Contractor shall notify the Engineer of such discoveries and carry out the Engineer's instructions for dealing with them.

20. Possession of the Site

20.1 The Employer shall handover complete or part possession of the site to the Contractor 7 days in advance of construction programme. At the start of the work, the Employer shall handover the possession of at-least 75% of the site free of all encumbrances, the remaining 25 % of the possession as per contractor's construction programme.

21. Access to the Site

21.1 The Contractor shall allow access to the Site and to any place where work in connection with the Contract is being carried out, or is intended to be carried out to the Engineer and any person/persons/agency authorized by: a. The Engineer b. The Employer or authorized by the Employer.

22. Instructions

22.1 The Contractor shall carry out all instructions of the Engineer, which comply with the applicable laws where the Site is located.

22.2 The Contractor shall permit the appointed and/or authorized persons to inspect the Site and/or accounts and records of the Contractor and its subcontractors relating to the performance of the Contract, and to have such accounts and records audited by auditors appointed, if so required. The Contractor's attention is invited to Clause of 'Fraud and Corruption', which provides, inter alia, that acts intended to materially impede the exercise of the inspection and audit rights provided for under the Clause & constitute a obstructive practice subject to contract termination.

22.3 Engineer to have power to issue further drawings or instructions:

The Engineer shall have the power and authority from time to time and at all times to make and issue such further drawings and to give such further instructions and directions as may appear to him necessary or proper for the guidance of the contractor and the good and sufficient execution of the works according to terms of the specifications and Contractor shall receive, execute, obey and be bound by the same, according to the true intent and meaning thereof, as fully and effectually as though the same had accompanied or had been mentioned or referred to in the specification, and the Engineer may also alter or vary the levels or position of nature of works contemplated by the specifications, or may order any of the works contemplated thereby to be omitted, with or without the substitution of any other works in lieu thereof, or may order any work or any portion of work executed or partially executed, to be removed, changed or altered, added if needful, may order that other works shall be substituted instead thereof and difference of expense occasioned by any such diminution or alteration so ordered and directed shall be added to or deducted from the amount of this Contract, as provided under condition no.10(a) hereinafter.

No work which radically changes the original nature of the Contract shall be ordered by the Engineer and in the event of any deviation being ordered which in the opinion of the Contractor changes the original nature of Contract he shall nevertheless carry it out and disagreement as to the nature of the work and the rate to be paid therefore shall be resolved in accordance with condition no.13d.

The time for completion of the Works, shall be in even of any deviations resulting in additional cost over the contract price being ordered, be extended or reduced reasonably by the Engineer. The Engineer's decision in this case shall be final.

B. Time Control

23. Programme

23.1 Within the time stated in the Contract Data, the Contractor shall submit to the Engineer for approval a Programme, including Environment Management Plan showing the general methods, arrangements, order, and timing for all the activities in the Works, along with monthly cash flow forecasts for the construction of works.

After the completion of the construction works, the programme for the Routine Maintenance Work, showing the general methods, arrangements, order and timing for all the activities involved in the Routine Maintenance will also be submitted by the Contractor to the Engineer for approval if specified in the tender. The programme for Routine Maintenance will be submitted in each year for the period of Maintenance.

23.2 The Contractor shall submit the list of equipment and machinery being brought to site, the list of key personnel being deployed, the list of machinery/ equipment being placed in field laboratory and the location of field laboratory along with the Programme. The Engineer shall cause these details to be verified at each appropriate stage of the programme.

23.3 An update of the Programme shall be a programme showing the actual progress achieved on each activity and the effect of the progress achieved on the timing of the remaining Works, including any changes to the sequence of the activities.

23.4 The Contractor shall submit to the Engineer for approval an updated Programme at intervals no longer than the period stated in the Contract Data. If the Contractor does not submit an updated Programme within this period, the Engineer may withhold the amount stated in the Contract Data from the next payment certificate and continue to withhold this amount until the next payment after the date on which the overdue Programme has been submitted.

23.5 The Engineer's approval of the Programme shall not alter the Contractor's obligations. The Contractor may revise the Programme and submit it to the Engineer again at any time. A revised Programme shall show the effect of Variations and Compensation Events.

24. Extension Of Time In Contracts :

Subject to any requirement in the contract as to completion of any portions or portions of the works before completion of the whole, the contractor shall fully and finally complete the whole of the works comprised in the contract (with such modifications as may be directed under conditions of this contract) by the date entered in the contract or extended date in terms of the following clauses:

a Extension attributable to BMC

(i) Extension Due To Modification: If any modifications have been ordered which in the opinion of the Engineer have materially increased the magnitude of the work, then such extension of the contracted date of completion may be granted as shall appear to the Engineer to be reasonable in the circumstances, provided moreover that the Contractor shall be responsible for requesting such extension of the date as may be considered necessary as soon as the cause thereof shall arise and in any case **should not be less than 30 days before the expiry of the date fixed for completion of the works.**

(ii) Extension For Delay Due To BMC: In the event of any failure or delay by the BMC to hand over the Contractor possession of the lands necessary for the execution of the works or to give the necessary notice to commence the works or to provide the necessary drawings or instructions or any other delay caused by the BMC due to any other cause whatsoever, then such failure or delay shall in no way affect or vitiate the contract or alter the character thereof or entitle the contractor to damages or compensation therefore, but in any such case, the BMC may grant such extension(s) of the completion date as may be considered reasonable.

Note: For extension of time period as governed in (i) and (ii) above, any modifications in design/drawings, specifications, quantities shall be needed to be justified with recorded reasons with approval of Ch.Eng. for not anticipating the same while preparing estimates and draft tender.

(b) Extension of Time for Delay Due To Contractor: The time for the execution of the work or part of the works specified in the contract documents shall be deemed to be the essence of the contract and the works must be completed no later than the date(s) / the programme for completion of work as specified in the contract. If the contractor fails to complete the works within the time as specified in the contract for the reasons other than the reasons specified in above as (a.i) and (a.ii), the BMC may, if satisfied that the works can be completed by the contractor within reasonable short time thereafter, allow the contractor for further extension of time as the Engineer may decide. On such extension the BMC will be entitled without prejudice to any other right and remedy available on that behalf, to recover the compensation as governed by Clause 8(e) of GCC.

For the purpose of this Clause, the contract value of the works shall be taken as value of work as per contract agreement including any supplementary work order/contract agreement issued.

Further, competent authority while granting extension to the currency of contract under Clause (b) of as above may also consider levy of penalty, as deemed fit based on the merit of the case. Also, the reasons for granting extension shall be properly documented.

25. Delays Ordered by the Engineer

25.1 The Engineer may instruct the Contractor to delay the start or progress of any activity within the Works. Delay/delays totaling more than 30 days will require prior written approval of the DMC/AMC.

26. Management Meetings

- 26.1 The Engineer may require the Contractor to attend a management meeting. The business of a management meeting shall be to review the plans for progress of the Works.
- 26.2 The Engineer shall record the business of management meetings and provide copies of the record to those attending the meeting. The responsibility of the parties for actions to be taken shall be decided by the Engineer either at the management meeting or after the management meeting and stated in writing to all those who attended the meeting.

C. Quality Control

27.1. Work to be open to Inspection and Contractor or Responsible agent to be present

All works under or in course of execution or executed in pursuance of the contract shall at all times be open to the inspection and supervision of the Eng-in-charge and his subordinates and the contractor shall at all times during the usual working hours, at all other times, during the usual working hours and at all other times at which reasonable notice of the intention of the Eng-in-charge and his subordinates to visit the works shall have been given to the contractor, either himself be present to receive orders and instruction or have responsible agent duly accredited in writing present for that purpose. Order given to the contractors' duly authorized agent shall be considered to have the same force and effect as if they had been given to the contractor himself.

27.2. Notice To Be Given Before Work Is Covered Up

The contractor shall give not less than ten days' notice in writing to the Eng-In-Charge or his subordinate in charge of the work before covering up or otherwise placing beyond the reach of measurement any work in order that the same may be measured and correct dimension thereof taken before the same is so covered up or placed beyond the reach of measurements and shall not cover up or place beyond the reach of measurement any work without the consent in writing of the Eng-In-Charge or his subordinate in charge of the work, and if any work shall be covered up or placed beyond the reach of measurement, without such notice having been given or consent obtained the same shall be uncovered at the contractors expenses, and in default thereof no payment or allowance shall be made for such work or for the materials with which the same was executed

27.3 Works to be executed in accordance with specifications / drawings / orders etc.:

The contractor shall execute the whole and every part of the work the most substantial and workman like manner and both has regards material and every other respect in strict accordance with specifications. The contractor shall also confirm exactly, fully and faithfully to the designs, drawings and instructions in writing relating to the work signed by the Engineer In-charge and lodged in his office and to which the contractor shall be entitled to have access for the purpose of inspection at such office, or on the site or work during office hours. The contractor shall be entitled to receive three sets of contract drawings and working drawings as well as one certified copy of the accepted tender along with the work order free of cost.

27.4 Ready Mix Concrete/ Asphalt Mix

- i) The contractor shall have to arrange Ready Mix concrete (RMC)/Asphalt from RMC/ASPHALT producing plants registered with BMC
- ii) The contractor shall, within a 7 days of award of the work, submit a list of at least three RMC/Asphalt producers with details of such plants including details and number of transit, mixers & pumps etc. to be deployed indicating name of owner/company, its location, capacity, technical establishment.

The Engineer-in-charge will reserve right to inspect at any stage and reject the concrete if he is not satisfied about quality of product at the user's end.

- iii) The Engineer-in-charge reserves the right to exercise control over the:-
 - a) Calibration check of the RMC/Asphalt plant.
 - b) Weight and quantity check on the ingredients, water and admixtures added for batch mixing for RMC plants
 - c) Time of mixing of concrete/grade of asphalt.
 - d) Testing of fresh concrete/asphalt mix, recording of results and declaring the mix fit or unfit for use. This will include continuous control on the work ability during production and taking corrective action, if required.
 - e) For exercising such control, the Engineer-in-charge shall periodically depute his authorized representative at the RMC/Asphalt plant. It shall be responsibility of the contractor to ensure that all necessary equipment, manpower & facilities are made available to Engineer-in-charge and or his authorized representative at RMC/Asphalt plant.

- f) All required relevant records of RMC/Asphalt mix shall be made available to the Engineer-in-charge or his authorized representative. Engineer-in-charge shall, as required, specify guidelines & additional procedures for quality control & other parameters in respect of material production & transportation of concrete mix which shall be binding on the contractor & the RMC/Asphalt plant. Only concrete as approved in design mix by Engineer-in-charge shall be produced in RMC plant and transported to the site.
- g) The contractor shall have to produce a copy of chalan receipts/SCADA reports/VTS reports as issued by the RMC/Asphalt plant as a documentary proof in lieu of supply of RMC/Asphalt mix before releasing payment.

28. Identifying Defects

- 28.1 The Engineer shall check the Contractor's work and notify the Contractor of any Defects that are found. Such checking shall not affect the Contractor's responsibilities. The Engineer may instruct the Contractor to search for a Defect and to uncover and test any work that the Engineer considers may have a Defect.
- 28.2 The Contractor shall permit the Employer's technical person(s) to check the Contractor's work and notify the Engineer and Contractor if any defects that are found.

29. Tests

- 29.1 For carrying out mandatory tests as prescribed in the specifications, the Contractor shall establish field laboratory at the location decided by Engineer. The field laboratory will have minimum of equipment's as specified in the Contract Data. The contractor shall be solely responsible for:
 - a. Carrying out the mandatory tests prescribed in the Specifications, and
 - b. For the correctness of the test results, whether performed in his laboratory or elsewhere.
- 29.2 If the Engineer instructs the Contractor to carry out a test not specified in the Specification/ Quality Assurance Handbook to check whether any work has a Defect and the test shows that it does, the Contractor shall pay for the test and any samples. If there is no defect, the test shall be a compensation event.

When required by the Engineer-in-charge the contractor(s) shall supply for the purpose of testing samples of all materials proposed to be used in the works. Samples submitted either to govern bulk supplies or required for testing before use shall be in suitable packages to contain them and shall be provided free of charge by the contractor. The cost of testing shall

be borne by the contractor even if the result of the sample confirm or do not confirm to the relevant BIS code specifications.

- i All expenditure required to be incurred for taking the samples conveyance, packing shall be borne by the contractor himself.
- ii The failed material shall be removed from the site by the contractor at his own cost within a week time of written order of the Engineer-in-charge.

29.3 Setting of Site Laboratories:

Contractors shall set up a laboratory at site before commencement of work at their cost for performing various tests and at least the following machines and equipments shall be provided therein –

- 1.1 Set of Sieves as per I.R.C. /I.S.
- 1.2 Compressive Testing Machine(For new works)
- ~~1.3 Oven, Electrically Operated~~
- ~~1.4 Weighing Balance (20 kg capacity)~~
- ~~1.5 3 m straight edge~~
- 1.6 Sieve shaker
- 1.7 First Aid Box
- 1.8 Measuring Jar (for silt content)
- 1.9 Other Machines/apparatus as may be directed by the Engineer
- 1.10 Vernier Caliber
- 1.11 Level / Theodolite

All the test records shall be maintained in the site office and made available as and when required. The laboratory must be established within 15 days from the date of receipt of the orders from Engineer In charge. On failure to do so, a penalty of Rs 1000/- per day shall be imposed.

The contractor shall install testing equipment at site. The contractor shall ensure and certify the calibration of the equipment so installed and shall maintain the same in working order throughout the period of construction. The contractor shall also provide necessary technically qualified experienced trained staff for carrying out such tests for using such equipment. The tests shall be carried out under the supervision of the Engineer-in-charge. The calibration shall be checked every six months as directed by Engineer-in-charge.

30. Correction of Defects noticed during the Defects Liability Period.

- 30.1 (a) The Engineer shall give notice to the Contractor of any Defects before the end of the Defects Liability Period, which begins at Completion and ends after five years. The Defects Liability Period shall be extended for as long as Defects remain to be corrected.
- (b) Every time notice of Defect/Defects is given, the Contractor shall correct the notified Defect/Defects within the duration of time specified by the Engineer's notice.
- c The Engineer may issue notice to the Contractor to carry out removal of defects or deficiencies, if any, noticed in his inspection, or brought to his notice. The Contractor shall remove the defects and deficiencies within the period specified in the notice and submit to the Engineer a compliance report.

31. Uncorrected Defects and Deficiencies

- 31.1 If the Contractor has not corrected a Defect pertaining to the Defect Liability Period under clause and deficiencies in maintenance, to the satisfaction of the Engineer, within the time specified in the Engineer's notice, the Engineer will assess the cost of having the Defect or deficiency corrected, and the Contractor shall pay this amount, on correction of the Defect or deficiency by another agency.

D. Cost Control

32. Variations

The Engineer shall, having regard to the scope of the Works and the sanctioned estimated cost, have power to order, in writing, Variations within the scope of the Works he considers necessary or advisable during the progress of the Works. Such Variations shall form part of the Contract and the Contractor shall carry them out and include them in updated Programmes produced by the Contractor. Oral orders of the Engineer for Variations, unless followed by written confirmation, shall not be taken into account.

33. Payments for Variations

- 33.1 If rates for Variation items are specified in the Bill of Quantities, the Contractor shall carry out such work at the same rate.
- 33.2 The rate for Extra/Excess shall be governed by clause 10.A of Standard General Condition of Contract

34. Cash Flow Forecasts

When the Programme is updated, the Contractor shall provide the Engineer with an updated cash flow forecast.

35. Payment Certificates

The payment to the Contractor will be as follows for construction work:

- (a) A bill shall be submitted by the Contractor monthly or before the date fixed by the Engineer In-charge for all works executed in the previous month, and the Engineer In-charge shall take or cause to be taken requisite measurement for the purpose of having the same verified and the claim, so far as it is admissible, shall be adjusted, if possible, within 10 days from the presentation of the bill. If the contractor does not submit the bill within the time fixed as aforesaid, the Engineer In-charge may depute a subordinate to measure up the said work in the presence of the contractor or his duly authorized agent whose counter signature to the measurement list shall be sufficient warrant, and respects.
- (b) The Engineer shall check the Contractor's fortnightly/monthly statement within 14 days and certify the amount to be paid to the Contractor.
- (c) The value of work executed shall be determined, based on measurements by the Engineer.
- (d) The value of work executed shall comprise the value of the quantities of the items in the Bill of Quantities completed.
- (e) The value of work executed shall also include the valuation of Variations and Compensation Events.
- (f) The Engineer may exclude any item certified in a previous certificate or reduce the proportion of any item previously certified in any certificate in the light of later information.
- (g) The contractor shall submit all bills on the printed forms at the office of Engineer In-charge. The charges to be made in the bills shall always be entered at the rates specified in tender.

36. Payments

- 36.1 Payments shall be adjusted for deductions for advance payments, retention, security deposit, other recoveries in terms of the Contract and taxes at source, as applicable under the law. The Employer shall pay the Contractor the amounts certified by the Engineer within 15 days of the date of each certificate.

- 36.2 All sums payable by a contractor by way of compensation under any of these conditions, shall be considered as a reasonable compensation to be applied to the use of BMC without reference to the actual loss or damage sustained and whether any damage has or has not been sustained.
- 36.3 No payment shall be made for any work estimated to cost less than Rupees One Thousand till after the whole of work shall have been completed and the certificate of completion given. But in the case of works estimated to cost more than Rs. One Thousand, the contractor shall on submitting a monthly bill therefore be entitled to receive payment proportionate to the part of the work than approved and passed by the Engineer In-charge, whose certificate of such approval and passing of the sum so payable shall be final and conclusive against the contractor. All such intermediate payments shall be regarded as payments by way of advance against the final payments only and not as payments for work actual done and completed and shall not preclude the Engineer In-charge from requiring any bad, unsound, imperfect or unskillful work to be removed or taken away and reconstructed or re-erected nor shall any such payment be considered as an admission of the due performance of the contract or any part thereof in any respect or the offering of any claim not shall it conclude, determine or effect in any other way, the powers of the Engineer In-charge as to the final settlement and adjustment of the accounts or otherwise, or in any other way vary or effect the contract. The final bill shall be submitted by the Contractor within one month of the date fixed for the completion of the work otherwise the Engineer In-charge's certificate of the measurements and of the total amount payable for the work shall be final and binding on all parties.
37. The Contractor shall not be entitled to compensation to the extent that the Employer's interests are adversely affected by the Contractor for not having given early warning or not having cooperated with the Engineer.

38 Tax (Revised as per circular no.CA/F/Project/25/dtd-:12.07.2022)

G.S.T. and other state levies/cess which are not subsumed under GST will be applicable. The tenderer shall quote inclusive of all taxes applicable at the time of bid submission. It is clearly understood that BMC will not bear any additional liability towards payment of any Taxes and Duties. Wherever the services to be provided by the tenderer fall under Reverse Charges Mechanism, the price quoted shall be exclusive of GST, but inclusive of Taxes/Duties/Cess other than GST, if any.

Rates accepted by BMC shall hold good till completion of work and no additional individual claim shall be admissible on account of fluctuation in market rates: increase in taxes/any other levies/toll etc. except that payment/ recovery for overall market situation shall be made as per

price variation and if there is any subsequent change (after submission of bid) in rate of GST applicable on the work / services to be executed as per tender, i.e. and increase will be reimbursed by BMC whereas any reduction in the rate of GST shall be passed on a BMC as per provision of GST act.

39. Currencies

All payments will be made in Indian Rupees.

40 Liquidated Damages

Both, the Contractor and the Employer have agreed that it is not feasible to precisely estimate the amount of losses due to delay in completion of works and the losses to the public and the economy, therefore, both the parties have agreed that the Contractor shall pay liquidated damages to the Employer and not by way of penalty, at the rate per week or part thereof stated in the Contract Data for the period that the Completion Date is later than the Intended Completion Date. Liquidated damages at the same rates shall be withheld if the Contractor fails to achieve the milestones prescribed in the Contract Data. However, in case the Contractor achieves the next milestone, the amount of the liquidated damages already withheld shall be restored to the Contractor by adjustment in the next payment certificate. The Employer and the contractor have agreed that this is a reasonable agreed amount of liquidated damage. The Employer may deduct liquidated damages from payments due to the Contractor. Payment of liquidated damages shall not affect the Contractor's other liabilities.

41. Cost of Repairs

Loss or damage to the Works or Materials to be incorporated in the Works between the Start Date and the end of the Defects Correction periods shall be remedied by the Contractor at his cost if the loss or damage arises from the Contractor's acts or omissions.

E. Finishing the Contract

42. Completion of Construction and Maintenance

42.1 The Contractor shall request the Engineer to issue a certificate of completion of the construction of the works, and the Engineer will do so upon deciding that the works is completed. This shall be governed as per clause no.8(g) of Standard General Conditions of Contract.

43. Taking Over

43.1 The Employer shall take over the works within seven days of the Engineer issuing a certificate of completion of works. The Contractor shall continue to remain responsible for its routine maintenance during the maintenance period if specified in the contract.

44. Final Account

Final joint measurement along with the representatives of the contractor should be taken recorded and signed by the Contractors. Contractors should submit the final bill within 1 month of physical completion of the work.

If the contractor fails to submit the final bill within 1 month, the BMC staff will prepare the final bill based on the joint measurement within next 3 months.

Engineer's decision shall be final in respect of claims for defect and pending claims against contractors.

No further claims should be made by the Contractor after submission of the final bill and these shall be deemed to have been waived and extinguished. Payment of those items of the bills in respect of which there is no dispute and of items in dispute, for quantities and rates as approved by the Commissioner shall be made within a reasonable period as may be necessary for the purpose of verification etc.

After payment of the final bill as aforesaid has been made, the contractor may, if he so desires, reconsider his position in respect of a disputed portion of the final bills and if he fails to do so within 84 days, his disputed claim shall be dealt with as provided in the contract.

A percentage of the retention money, over and above the actual retention money as indicated below shall be held back from payments till the finalization of final bill to be submitted as per above and will be paid within 30 days of acceptance of the final bill.

Sr. No.	Amount of Contract Cost	Minimum Payable Amount in final bill
1	Upto Rs.5 Crs.	Rs.10 Lacs or final bill whichever is more
2	Upto Rs.25 Crs.	Rs.1 Crore or final bill amount whichever is more
3	Upto Rs. 50 Crs.	Rs.2 Crores or final bill amount whichever is more
4	Upto Rs.100 Crs.	Rs.4 Crore or final bill amount whichever is more
5	More than Rs.100 Crs..	Rs.7 Crore or final bill amount whichever is more

The contractor have to submit the bill for the work carried out within 15 days from the date of completion of the work to the respective executing department. If the contractor fails to submit their bills to concerned executing department, penalty or action as shown below will be taken for each delayed bill:-

After 15 days from the date of completion/running bill upto certain date, upto next 15 days i.e. upto 30 days	Equal to 5% of bill amount
Next 15 days upto 45 days from the date of completion/running bill upto specified date	Equal to 10% of bill amount
If not submitted within 45 days from the date of completion/ R.A. bill	Bill will not be admitted for payment.

45. Operating and Maintenance Manuals

- 45.1 If "as built" Drawings and/or operating and maintenance manuals are required, the Contractor shall supply them by the dates stated in the Contract Data.
- 45.2 If the Contractor does not supply the Drawings and/or manuals by the dates stated in the Contract Data, or they do not receive the Engineer's approval, the Engineer shall withhold the amount stated in the Contract Data from payments due to the Contractor.

46. Termination

- 46.1 The Employer or the Contractor may terminate the Contract if the other party causes a fundamental breach of the Contract.
- 46.2 Fundamental breaches of Contract shall include, but shall not be limited to, the following:
 - a) the Contractor stops work for 30 days when no stoppage of work is shown on the current Programme and the stoppage has not been authorized by the Engineer;
 - b) the Contractor is declared as bankrupt or goes into liquidation other than for approved reconstruction or amalgamation;
 - c) the Engineer gives Notice that failure to correct a particular Defect is a fundamental breach of Contract and the Contractor fails to correct it within a reasonable period of time determined by the Engineer;
 - d) the Contractor does not maintain a Security, which is required;
 - e) the Contractor has delayed the completion of the Works by the number of days for which the maximum amount of liquidated damages can be paid, as defined in relevant clause.
 - f) the Contractor fails to provide insurance cover as required under relevant clause .
 - g) if the Contractor, in the judgment of the Employer, has engaged in the corrupt or fraudulent practices as defined in GCC in competing for or in executing the Contract.

- h) if the Contractor fails to set up a field laboratory with the prescribed equipment, within the period specified in the Contract Data; and
- i) any other fundamental breaches as specified in the Contract Data.
- j) if the Contractor fails to deploy machinery and equipment or personnel as specified in the Contract Data at the appropriate time.

46.3 When either party to the contract gives notice of a breach of contract to the Engineer for a cause other than those listed above, the Engineer shall decide whether the breach is fundamental or not.

46.4 Notwithstanding the above, the Employer may terminate the Contract for convenience.

46.5 If the Contract is terminated, the Contractor shall stop work immediately, make the Site safe and secure, and leave the Site as soon as reasonably possible.

47. Payment upon Termination

47.1 If the Contract is terminated because of a fundamental breach of Contract by the Contractor, the Engineer shall issue a certificate for value of the work done and materials ordered less liquidated damages, if any, less advance payments received up to the date of the issue of the certificate and less the percentage to apply to the value of the work not completed, as indicated in the Contract Data. If the total amount due to the Employer exceeds any payment due to the Contractor, the difference shall be recovered from the security deposit, and performance security. If any amount is still left un-recovered it will be a debt due from the Contractor to the Employer

47.2 If the Contract is terminated at the Employer's convenience, the Engineer shall issue a certificate for the value of the work done, the reasonable cost of removal of Equipment, repatriation of the Contractor's personnel employed solely on the Works, and the Contractor's costs of protecting and securing the Works and less advance payments received up to the date of the certificate, less other recoveries due in terms of the Contract, and less taxes due to be deducted at source as per applicable law.

48. Property

48.1 All Materials on the Site, Plant, Equipment, Temporary Works, and Works shall be deemed to be the property of the Employer for use for completing balance construction work if the Contract is terminated because of the Contractor's default, till the Works is completed after which it will be transferred to the Contractor and credit, if any, given for its use.

49. Release from Performance

If the Contract is frustrated by the outbreak of war or by any other event entirely outside the control of the Employer or the Contractor, the Engineer shall certify that the Contract has been frustrated. The Contractor shall make the Site safe and stop work as quickly as possible after receiving this certificate and shall be paid for all work carried out before receiving it and for any work carried out afterwards to which a commitment was made.

A Other Conditions of Contract

50. Labour

50.1 The Contractor shall, unless otherwise provided in the Contract, make his own arrangements for the engagement of all staff and labour, local or other, and for their payment, housing, feeding and transport.

50.2 The Contractor shall, if required by the Engineer, deliver to the Engineer a return in detail, in such form and at such intervals as the Engineer may prescribe, showing the staff and the number of the several classes of labour from time to time employed by the Contractor on the Site and such other information as the Engineer may require.

51. Compliance with Labour Regulations

(a) During continuance of the Contract, the Contractor and his sub-Contractors shall abide at all times by all existing labour enactments and rules made there under, regulations, notifications and bye laws of the State or Central Government or local authority and any other labour law (including rules), regulations, bye laws that may be passed or notification that may be issued under any labour law in future either by the State or the Central Government or the local authority.

(b) Furthermore, the Contractor shall keep the Employer indemnified in case any action is taken against the Employer by the competent authority on account of contravention of any of the provisions of any Act or rules made there under, regulations or notifications including amendments. If the Employer is caused to pay or reimburse, such amounts as may be necessary to cause or observe, or for non-observance of the provisions stipulated in the notifications/bye laws/Acts/Rules/regulations including amendments, if any, on the part of the Contractor, the Engineer/Employer shall have the right to deduct any money due to the Contractor including his amount of performance guarantee. The Employer/Engineer shall also have right to recover from the Contractor any sum required or estimated to be required for making good the loss or damage suffered by the Employer.

(c) The Contractor shall require his employees to obey all applicable laws, including those concerning safety at work.

d The employees of the Contractor and the Sub-Contractor in no case shall be treated as the employees of the Employer at any point of time.

52. Drawings and Photographs of the Works

52.1 The Contractor shall do photography/video photography of the site firstly before the start of the work, secondly mid-way in the execution of different stages of work as required by Engineer In-charge and lastly after the completion of the work. No separate payment will be made to the Contractor for this.

52.2 The Contractor shall not disclose details of Drawings furnished to him and works on which he is engaged without the prior approval of the Engineer in writing. No photograph of the works or any part thereof or plant employed thereon, except those permitted under above clause, shall be taken or permitted by the Contractor to be taken by any of his employees or any employees of his sub-Contractors without the prior approval of the Engineer in writing. No photographs/ Video photography shall be published or otherwise circulated without the approval of the Engineer in writing.

53. The Apprentices Act, 1961

The Contractor shall duly comply with the provisions of the Apprentices Act 1961 (III of 1961), the rules made there under and the orders that may be issued from time to time under the said Act and the said Rules and on his failure or neglect to do so, he shall be subject to all liabilities and penalties provided by the said Act and said Rules.

54 Contract Document

The documents forming the contract are to be taken as mutually explanatory of one another. Unless otherwise provided in the contract, the priority of the documents forming the contract shall be, as follows:

- 1) Contract Agreement (if completed)
- 2) The letter of Acceptance
- 3) The Bid:
- 4) Addendum to Bid; if any
- 5) Tender Document
- 6) The Bill of Quantities:

- 7) The Specification:
- 8) Detailed Engineering Drawings
- 9) Standard General Conditions of Contracts (GCC)
- 10) All correspondence documents between bidder/contractor and BMC.

55 Conflict of Interest

The Applicant shall not have a conflict of interest (the “Conflict of Interest”) that affects the Bidding Process. Any Applicant found to have a Conflict of Interest shall be disqualified. An Applicant shall be deemed to have a Conflict of Interest affecting the Bidding Process, if

- 1 A constituent of such Applicant is also a constituent of another Applicant; or
- 2 Such Applicant has the same legal representative for purposes of this Application as any other Applicant; or
- 3 Such Applicant, or any Associate thereof has a relationship with another Applicant, or any Associate thereof, directly or through common third party/ parties, that puts either or both of them in a position to have access to each other’s information about, or to influence the Application of either or each other; or
- 4 The Applicant shall be liable for disqualification if any legal, financial or technical adviser of the Authority in relation to the Project is engaged by the Applicant, its Member or any Associate thereof, as the case may be, in any manner for matters related to or incidental to the Project. For the avoidance of doubt, this disqualification shall not apply where such adviser was engaged by the Applicant, its Member or Associate in the past but its assignment expired or was terminated 6 (six) months prior to the date of issue of this TENDER. Nor will this disqualification apply where such adviser is engaged after a period of 3 (three) years from the date of commercial operation of the Project.

56. Applications and costs thereof

No Applicant shall submit more than one Application for the Project. An applicant applying individually shall not be entitled to submit another application either individually. The Applicant shall be responsible for all of the costs associated with the preparation of their Applications and their participation in the Bid Process. The Authority will not be responsible or in any way liable for such costs, regardless of the conduct or outcome of the Bidding Process.

57 Acknowledgment by Applicant

It shall be deemed that by submitting the Application, the Applicant has:

- a) made a complete and careful examination of the tender;

- b) received all relevant information requested from the Authority;
- c) accepted the risk of inadequacy, error or mistake in the information provided in the tender or furnished by or on behalf of the Authority relating to any of the matters referred; and
- d) Agreed to be bound by the undertakings provided by it under and in terms hereof.

“The Authority” shall not be liable for any omission, mistake or error in respect of any of the above or on account of any matter or thing arising out of or concerning or relating to the TENDER or the Bidding Process, including any error or mistake therein or in any information or data given by the Authority.

58 Right to accept or reject any or all Applications/ Bids

Notwithstanding anything contained in this TENDER, “The Authority” reserves the right to accept or reject any Application and to annul the Bidding Process and reject all Applications/ Bids, at any time without any liability or any obligation for such acceptance, rejection or annulment, and without assigning any reasons therefore. In the event that the Authority rejects or annuls all the Bids, it may, in its discretion, invite all eligible Bidders to submit fresh Bids hereunder.

“The Authority” reserves the right to reject any Application and/ or Bid if:

- a) at any time, a material misrepresentation is made or uncovered, or
- b) the Applicant does not provide, within the time specified by the Authority, the supplemental information sought by the Authority for evaluation of the Application.

In case it is found during the evaluation or at any time before signing of the Agreement or after its execution and during the period of subsistence thereof including the concession thereby granted by “The Authority”, that one or more of the pre-qualification conditions have not been met by the Applicant, or the Applicant has made material misrepresentation or has given any materially incorrect or false information, the Applicant shall be disqualified forthwith if not yet appointed as the Successful Bidder either by issue of the LOA (Letter of Approval) or entering into of the Agreement, and if the Applicant has already been issued the LOA or has entered into the Concession Agreement, as the case may be, the same shall, notwithstanding anything to the contrary contained therein or in this TENDER, be liable to be terminated, by a communication in writing by “The Authority” to the Applicant, without the Authority being liable in any manner whatsoever to the Applicant and without prejudice to any other right or remedy which the Authority may have under this TENDER, the Bidding Documents, the Concession Agreement or under applicable law.

“The Authority” reserves the right to verify all statements, information and documents submitted by the Applicant in response to the TENDER. Any such verification or lack of such

verification by the Authority shall not relieve the Applicant of its obligations or liabilities hereunder nor will it affect any rights of the Authority there under.

59 The bid shall be rejected if the bidder-

- a) Stipulates the validity period less than 180 days.
- b) Stipulates own condition/conditions.
- c) Does not fill and (digital) sign undertaking forms, which are incorporated in the document.

60 Clarifications

Applicants requiring any clarification on the tender may notify “the Authority” in writing or by fax or e-mail. They should send in their queries before the date specified in the header data. “The Authority” shall Endeavor to respond to the queries within the period specified therein. The responses will be sent by fax and/or e-mail. The Authority will forward all the queries and its responses thereto, to all purchasers of the TENDER without identifying the source of queries.

“The Authority” shall Endeavor to respond to the questions raised or clarifications sought by the Applicants. However, the Authority reserves the right not to respond to any question or provide any clarification, in its sole discretion, and nothing in this Clause shall be taken or read as compelling or requiring the Authority to respond to any question or to provide any clarification, but not later than the date provided in header data.

“The Authority” may also on its own motion, if deemed necessary, issue interpretations and clarifications to all Applicants. All clarifications and interpretations issued by the Authority shall be deemed to be part of the tender. Verbal clarifications and information given by Authority or its employees or representatives shall not in any way or manner be binding on the Authority.

61 Amendment of tender

At any time prior to the deadline for submission of Application, the Authority may, for any reason, whether at its own initiative or in response to clarifications requested by an Applicant, modify the tender by the issuance of Addendum.

Any Addendum thus issued will be sent in writing/ Fax/ Email to all those who have purchased the tender.

In order to afford the Applicants a reasonable time for taking an Addendum into account, or for any other reason, the Authority may, in its sole discretion, extend the Application Due Date.

Preparation and Submission of Application

62 Language

The Application and all related correspondence and documents in relation to the Bidding Process shall be in English language. Supporting documents and printed literature furnished by the Applicant with the Application may be in any other language provided that they are accompanied by translations of all the pertinent passages in the English language, duly authenticated and certified by the Applicant. Supporting materials, which are not translated into English, may not be considered. For the purpose of interpretation and evaluation of the Application, the English language translation shall prevail.

63 Format and signing of Application

The Applicant shall provide all the information sought under this TENDER. The Authority will evaluate only those Applications that are received in the required formats and complete in all respects. Incomplete and /or conditional Applications shall be liable to rejection.

The Applicant will upload bid in One Folder in electronic form which shall contain the scanned certified copies of the documents given below and the documents uploaded has to be digitally signed by the bidder. These copies shall be certified by Practicing Notary approved by the Govt. of Maharashtra or Govt. of India with his stamp, clearly stating his name & registration number, except where original documents are demanded

64 Marking of Applications

The Applicant shall submit the Application in the format specified at Appendix-I, together with the documents, upload in folder as “VENDOR” together with their respective enclosures Applications submitted by fax, telex, telegram shall not be entertained and shall be rejected outright.

65 Late Applications

Applications received by the Authority after the specified time on the Application Due Date shall not be eligible for consideration and shall be summarily rejected.

66 Confidentiality

Information relating to the examination, clarification, evaluation, and recommendation for the short-listed qualified Applicants shall not be disclosed to any person who is not officially concerned with the process or is not a retained professional advisor advising the Authority in relation to or matters arising out of, or concerning the Bidding Process. The Authority will treat all information, submitted as part of Application, in confidence and will require all those who have access to such material to treat the same in confidence. The Authority may not divulge any such information unless it is directed to do so by any statutory entity that has the

power under law to require its disclosure or is to enforce or assert any right or privilege of the statutory entity and/ or the Authority or as may be required by law or in connection with any legal process.

67 Clarification Of Financial Bids

To assist in the examination, evaluation and comparison of Bids, the Engineer may, at his discretion, ask any bidder for clarification of his Bid, including breakdown of unit rates. The request for clarification and the response shall be in writing or by post/facsimile/e-mail. No Bidder shall contact the Engineer on any matter relating to his bid from the time of the bid opening to the time the contract is awarded. Any effort by the Bidder to influence the Engineer in the Engineer's bid evaluation, bid comparison or contract award decisions may result in the rejection of the Bidder's bid.

68 Inspection of site and sufficiency of tender:

- 1) The Contractor shall inspect and examine the site and its surrounding and shall satisfy himself before submitting his tender as to the nature of the ground and subsoil (so far as is practicable), the form and nature of the site, the quantities and nature of the work and materials necessary for the completion of the works and means of access to the site, the accommodation he may require and in general shall himself obtain all necessary information as to risk, contingencies and other circumstances which may influence or affect his tender. He shall also take into consideration the hydrological and climatic conditions.
- 2) The Employer may make available to the Contractor data on hydrological and sub-surface conditions as obtained by or on his behalf from investigations relevant to the works but the Contractor shall be responsible for his own interpretation thereof. The contractor shall engage his investigating agency with prior approval of the Engineer from the approved list of such agencies by BMC or Govt at his cost initially before commencing actual work and which shall be reimbursed immediately subject to satisfaction of the Engineer for faithful compliance and submission of required data regarding such investigation within specified time.
- 3) The Contractor shall be deemed to have satisfied himself before tendering as to the correctness and sufficiency of his tender for the works and of the rates and prices quoted in the schedule of works / items / quantities, or in Bill of Quantities, which rates and prices shall, except as otherwise provided cover all his obligations under the Contract and all matters and things necessary for proper completion and maintenance of the works. No extra charges consequent on any misunderstanding.

4) Not Foreseeable Physical Obstructions or Conditions: If, however, during the execution of the Works the Contractor encounters physical obstructions or physical conditions, other than climatic conditions on the Site, which obstructions or conditions were, in his opinion, not foreseeable by an experienced contractor, the Contractor shall forthwith give notice thereof to the Engineer. On receipt of such notice, the Engineer shall, if in his opinion such obstructions or conditions could not have been reasonably foreseen by an experienced contractor, after due consultation with the Contractor, determine:

- any extension of time to which the Contractor is entitled and
- The amount of any costs which may have been incurred by the Contractor by reason of such obstructions or conditions having been encountered, which shall be added to the Contract Price.
- and shall notify the Contractor accordingly. Such determination shall take account of any instruction which the Engineer may issue to the Contractor in connection therewith, and any proper and reasonable measures acceptable to the Engineer which the Contractor may take in the absence of specific instructions from the Engineer. However such costing shall be got approved by the competent authority as governed vide rules prevailing with authority.

5) Office for the Engineer (Works costing upto Rs.50 Lakhs)

The Contractor shall at his own cost and to satisfaction of the Engineer provide a small temporary office, at the work-site which will include tables, chairs and lockers for keeping the records. He shall also make necessary arrangements for drinking water, telephone with a prerequisite of e-governance and electronic communication. These offices are not to be allowed on public roads without the written instruction of the Engineer. These offices should be preferably located within 50 to 500 m of the worksite. ~~In case the office is more than 500m away from the worksite, the contractor is to provide conveyance for Municipal Staff.~~

6) Office for the Engineer (Works costing above Rs.50 lakhs)

The Contractor shall at his own cost and to satisfaction of the Engineer provide a temporary office at the work-site which will include tables, chairs and lockers for keeping the records. He shall also make necessary arrangements for drinking water, latrines, with doors, windows, locks, bolts and fastenings sufficient for security for the Engineer, and his subordinates, as close to the works from time to time in progress as can be conveniently arranged, and shall at his own cost furnish the office with such chairs, tables, lockers, locks and fastenings as may be

required by the Engineer, and no expense of any kind in connection with the erection or upkeep of the offices or fittings shall be borne by the Corporation, but all such work shall be carried out by the Contractor and the expenses thereof defrayed by him. The Contractor shall also make water connections and fit up stand pipe with a bib tap at each office. The latrines and the water connections shall be subject to all the conditions herein elsewhere laid down for temporary water connection and latrines generally with all requisite equipment for e-governance and electronic and digital communication. These offices are not to be allowed on public roads without the written instruction of the Engineer. These offices should be preferably located within 50 to 500 m of the worksite. ~~In case the office is more than 500m away from the worksite, the contractor is to provide conveyance. Also, for staff working beyond working hours the contractor has to provide conveyance.~~

7) Permission for provision and removal of office on completion of work: The tenderer shall obtain permission for provision of site office, cement go-down, store, etc. on payment of necessary cost implication. The cement go-down, Watchman cabins, etc. shall be provided as directed and shall be removed by the Tenderers on completion of the work at their cost. It is binding on the Tenderer to fulfill requirements of Environmental Authorities. The location of such office shall be finalized and got approved from the Engineer before erection/commencement work.

8) Contractor's office near works: The Contractor shall have an office near the works at which notice from the Commissioner or the Engineer may be served and shall, between the hours of sunrise and sunset on all working days, have a clerk or some other authorized person always present at such office upon whom such notices may be served and service of any notices left with such clerk or other authorized person or at such office shall be deemed good service upon the Contractor and such offices shall have pre-requisite facilities for e-governance.

69 Official Secrecy:

The Contractor shall of all the persons employed in any works in connection with the contract that the India Official Secrets Act 1923 (XIX of 1923) applies to them and will continue to apply even after execution of the said works and they will not disclose any information regarding this contract to any third party. The contractor shall also bring into notice that, any information found to be leaked out or disclosed the concern person as well as the Contractor will be liable for penal action; further the Corporation will be at liberty to terminate the contract without notice.

70 Subsequent Legislation:

If on the day of submission of bids for the contract, there occur changes to any National or State statute, Ordinance, decree or other law or any regulation or By-laws or any local or other duly constituted authority or the introduction of any such National or State Statute, Ordinance, decree or by which causes additional or reduced cost to the Contractor, such additional or reduced cost shall, after due consultation with the Contractor, be determined by the concerned Engineering Department of BMC and shall be added to or deducted from the Contract Price with prior approval of competent authority and the concerned Engineering Department shall notify the Contractor accordingly with a copy to the Employer. BMC reserve the right to take decision in respect of addition/reduction of cost in contract.

71 Patent, Right and Royalties:

The contractor shall save harmless and indemnify the Corporation from and against all claims and proceedings for or on account of infringement of any Patent rights, design trademark or name of other protected rights in respect of any constructional plant, machine work, or material used for or in connection with the Works or any of them and from and against all claims, proceedings, damages, costs, charges and expenses whatsoever in respect thereof or in relation thereto. Except where otherwise specified, the contractor shall pay all tonnage and other royalties, rent and other payments or compensation, if any, for getting stone, sand, gravel, clay or other materials required for the works or any of them.

72 Payments, Tax and Claims:

- **The limit for unforeseen claims**

Under no circumstances whatever the contractor shall be entitled to any compensation from BMC on any account unless the contractor shall have submitted a claim in writing to the Eng-in-change within 1 month of the case of such claim occurring.

- **No interest for delayed payments due to disputes, etc:**

It is agreed that the Brihanmumbai Municipal Corporation or its Engineer or Officer shall not be liable to pay any interest or damage with respect of any moneys or balance which may be in its or its Engineer's or officer's hands owing to any dispute or difference or claim or misunderstanding between the Municipal Corporation of Greater Bombay or its Engineer or Officer on the one hand and the contractor on the other, or with respect to any delay on the part of the Brihanmumbai Municipal Corporation or its Engineer or Officers in making periodical or final payments or in any other respect whatever.

73 Settlement of Disputes:

- **Termination of contract for death**

If the Contractor is an individual or a proprietary concern and the individual or the proprietor dies and if the Contractor is a partnership concern and one of the legal representative of the individual Contractor or the proprietor of the proprietary concern and in case of partnership, the surviving partners, are capable of carrying out and completing the contract, the Commissioner shall be entitled to cancel the contract as to its uncompleted part without the Corporation being in any way liable to payment of any compensation to the estate of the deceased Contractor and or to the surviving partners of the Contractor's firm on account of the cancellation of the contract. The decision of the Commissioner that the legal representative of the deceased Contractor or surviving partners of the Contractor's firm cannot carry out and complete the contract shall be final and binding on the parties. In the event of such cancellation the Commissioner shall not hold estate of the deceased Contractor and or surviving partners of the Contractor's firm liable in damages for not completing the contract.

- **Settlement of Disputes:**

If any dispute or differences of any kind whatsoever other than those in respect of which, the decision of any person is, by the Contract, expressed to be final and binding) shall arise between the Employer and the Contractor or the Engineer and the Contractor in connection with or arising out of the Contract or carrying out of the Works (Whether during the progress of the Works or after their completion and whether before or after the termination, abandonment or breach of the Contract) it, the aggrieved party may refer such dispute within a period of 7 days to the concerned Addl. Municipal Commissioner who shall constitute a committee comprising of three officers i.e. concerned Deputy Municipal Commissioner or Director (ES&P), Chief Engineer other than the Engineer of the Contract and concerned Chief Accountant. The Committee shall give decision in writing within 60 days. Appeal on the Order of the Committee may be referred to the Municipal Commissioner within 7 days. Thereafter the Municipal Commissioner shall constitute a Committee comprising of three Addl. Municipal Commissioners including Addl. Municipal Commissioner in charge of Finance Department. The Municipal Commissioner within a period of 90 days after being requested to do so shall give written notice of committee's decision to the Contractor. Save as herein provided such decision in respect of every matter so referred shall be final and binding upon both parties until the completion of the works, and shall forthwith be given effect to by the Contractor who shall proceed with the works with due diligence, whether he requires arbitration as hereinafter provided or not. If the Commissioner has given written notice of the decision to the Contractor and no Claim to arbitration has been communicated within a period

of 90 days from receipt of such notice the said decision shall remain final and binding upon the Contractor.

74 Arbitration and Jurisdiction:

If the Commissioner fails to give notice of the decision as aforesaid within a period of 90 days after being requested as aforesaid or if the Contractor is dissatisfied with any such decision, then the Contractor may within 90 days after receiving notice of such decision or within 90 days after the expiration of the first named period of 90 days (as the case may be) require that the matter or matters in dispute be referred to arbitration as hereinafter provided.

i) In case of a contract where the contract price and /or contract value is less than Rs. 5,00,00,000/- (Rupees Five Crore Only), any dispute arising out of or in connection with this contract, including any question regarding its existence, validity of termination, shall be referred to a mutually agreed arbitral tribunal in accordance with the Arbitration and Conciliation Act, 1996 (amended upto date). The arbitral tribunal shall consist of a sole arbitrator, as mutually agreed upon by the parties and the said dispute shall be finally resolved by the said arbitral tribunal. The decision of the arbitral tribunal shall be in writing (with reasons) and which will be final and binding upon the parties hereto and the expenses of the arbitral shall be paid as may be determined by the arbitral tribunal. The seat of the arbitration shall be Mumbai. The venue of arbitration shall be within the limits of Brihan Mumbai. The language of Arbitration shall be English.

If the parties fails to appoint mutually agreed arbitral tribunal, within the period of 30 days from the date of application seeking arbitration in the dispute, the arbitral tribunal shall be appointed by the recognized arbitral institution i.e. Mumbai Centre for International Arbitration (approved by Government of Maharashtra under G.R. no. ARB/Case No. 1,2017/D-19 dtd. 28.02.2017) as per the Arbitration Rules of the Mumbai Centre for International Arbitration then in force (“MCIA Rules”).

ii) In case of contract where the contact price and/ or contract value is Rs.5,00,00,000/- (Rupees Five Crore Only) or more, any dispute arising out of or in connection with such a contract, including any question regarding its existence, validity or termination, shall be directly referred to and finally resolved by the recognized arbitral institution i.e. Mumbai Centre for International Arbitration (approved by Government of Maharashtra under G.R. no. ARB/Case No. 1,2017/D-19 dtd. 2 -02.2017) as per the Arbitration Rules of the Mumbai Centre for International Arbitration then in force (“MCIA Rules”). The arbitral tribunal shall consist of a sole arbitrator. The seat of the arbitration shall be Mumbai. The language of the

Arbitration shall be English. In either case, the law governing this arbitration agreement and the contract shall be Indian Law.

75 Copy right:

The copyright of all drawings and other documents provided by the Contractor under the contract shall remain vested in the Contractor or his sub-contractors as the case may be the employer shall have a license to use such drawings and other documents in connection with the design, construction, operation, maintenance of the works. At any time the Employer shall have further license without additional payment to the Contractor to use any such drawings or documents for the purpose of making any improvement of the works or enlargement or duplication of any part thereof, provided that such improvement, enlargement, or duplication by itself or in conjunction with any other improvements, enlargements or duplications already made in accordance with the further license does not result in the duplication of the whole works.

76. Receipts to be signed in firm's name by any one of the partners:

Every receipt for money which may become payable or for any security which may become transferable to the Contractor under these present shall, if signed in the partnership name by any one of the partners, be a good and sufficient discharge to the Commissioner and Municipal Corporation in respect of the money or security purporting to be acknowledged thereby, and in the event of death of any of the partners during the pendency of this contract, it is hereby expressly agreed that every receipt by any one of the surviving partners shall, if so signed as aforesaid, be good and sufficient discharge as aforesaid provided that nothing in this clause contained shall be deemed to prejudice or effect any claim which the Commissioner or the Corporation may hereafter have against the legal representatives of any partners so dying or in respect of any breach of any of the conditions thereof, provided also that nothing in this clause contained shall be deemed prejudicial or affect the respective rights or obligations of the Contractors and of the legal representatives of any deceased Contractors interest.

77 Proprietary data

All documents and other information supplied by the Authority or submitted by an Applicant to the Authority shall remain or become the property of the Authority. Applicants are to treat all information as strictly confidential and shall not use it for any purpose other than for preparation and submission of their Application. The Authority will not return any Application or any information provided along therewith.

78 Correspondence with the Applicant

Save and except as provided in this TENDER, the Authority shall not entertain any

correspondence with any Applicant in relation to the acceptance or rejection of any Application.

79 Price Variation Clause

The Contractor shall be reimbursed or shall refund to the Corporation as the case may be the variation in the value of the work carried out from time to time, depending on whether the prices of material and labour as a whole rise or fall, and the method adopted for such computations shall be as given below, it being clearly understood that the contractor shall have no claim for being reimbursed on the ground that the price of a particular material or group of materials have risen beyond the limits of the presumptions made in the following paras, however, no price variations shall be made applicable for contracts upto 12 months:

- A) Controlled materials: Price variations shall be permitted in respect of these materials the price level of which is controlled by the Government or its agency. The rate ruling on the date of submission of the tender shall be considered as the basic price of such material for adjustment. Any variation in this rate shall be considered for reimbursement to the contractor or refund to be claimed from the contractor as the case may be. The contractor shall, for the purpose of adjustment submit in original the relevant documents from the suppliers.
- B) Labour and other materials: For the purpose of this contract and for allowing reimbursement of refund on account of variation of prices of (i) labour, and (ii) materials other than materials mentioned in A above, computation will be based on the formula enunciated below which is based on the presumptions that :
- i) The general price level of labour, rises or falls in proportion to the rise or fall of consumer price index number 9 (general) for working class in Mumbai.
 - ii) The general price level of materials rises or falls in proportion to rise or fall of whole-sale price index as published by 'Economic Adviser to Govt. of India'.
 - iii) And that the component of labour is to the extent of 30 percent of 88 percent and the component of materials is to the extent of 70 percent of 88 percent of the value of the work carried out. The remaining 12 percent being the presumptive profit of the contractor.

a) Formula for Labour component:

$$VL = \frac{(0.88 R) \times 30}{100} \times \frac{(I - IO)}{IO}$$

b) Formula for Material component :

$$VM = \frac{(0.88 R \times 70 - C)}{100} \times \frac{(W - WO)}{WO}$$

Where –

VL = Amount of price variation to be reimbursed or claimed as refund on account of general rise or fall of index referred to above.

I = Consumer Price Index number of working class for Mumbai (declared by the Commissioner of Labour and Director of Employment, Mumbai) applicable to the period under reference (base year ending 2004-05 as 100 i.e. new series of indices).

IO = Consumer price index number for working class for Mumbai (declared by the Commissioner of labour and Director of Employment, Mumbai) prevailing, on the day of 28 days prior to the date of submission of the tender.

VM = The amount of price variation to be reimbursed or claimed as refund on account of general rise or fall of wholesale price index for period under reference.

W = Average wholesale price index as published by Economic Adviser to Govt. of India applicable to the period under reference.

WO = Wholesale price index as stated above prevailing on the day of 28 days prior to the date of submission of the tender.

R = Total value of the work done during the period under reference as recorded in the Measurement Book excluding water charges and sewerage charges but including cost of excess in respect of item upto 50 percent

C = Total value of Controlled materials used for the works as recorded in Measurement Book and paid for at original basic rate plus the value of materials used .

- i) The quantity of the Controlled material adopted in working out the value of 'C' shall be inclusive of permitted wastages as / if mentioned in specifications.
- ii) The basic rate for the supply of controlled material shall be inclusive of all the components of cost of materials excluding transport charges incurred for bringing the material from place of delivery to the site.

Computations based on the above formula will be made for the period of each bill separately and reimbursement will be made to (when the result is plus) and refund will claimed from (when the result is minus) the contractor's next bill. The above formulae will be replaced by the formulae in Annexure-I as and when mentioned in special conditions of contract

The operative period of the contract for application of price variation shall mean the period commencing from the date of commencement of work mentioned in the work order and ending on the date when time allowed for the work order and ending on the date when time

allowed for the work specified in the contract for work expires, taking into consideration, the extension of time, if any, for completion of the work granted by Engineer under the relevant clause of the conditions of contract in cases other than those where such extension is necessitated on account of default of the contractor.

The decision of the Engineer as regards the operative period of the contract shall be final and binding on the contractors.

- iii) Where there is no supply of controlled items to contractor the component 'C' shall be taken as zero.
- C) Adjustment after completion: If the Contractor fails to complete the works within the time for completion adjustment of prices thereafter until the date of completion of the works shall be made using either the indices or prices relating to the prescribed time for completion, or the current indices or prices whichever is more favorable to the employer, provided that if an extension of time is granted, the above provision shall apply only to adjustments made after the expiry of such extension of time.
- D) Price variation will be calculated similarly and separately for extra items and / or excess quantities and provisional sums calculated under Sub Clause 10 (b)A (i)&(ii) and Sub Clause 10 (b) B(ii) based on the above formula/formulae in Annexure-I as and when mentioned in Special conditions of contract; IO and WO being the indices applicable to the date on which the rates under Sub Clause 10 (a)A (i)&(ii) and Sub Clause 10 (a) B(iii) are fixed. No price variation shall be admissible for FAIR items created during execution.

80. Maximum Price Variation shall be as follows:

Time Period of Project	Maximum limit of Price Variation
Up to 12 months	No variation allowed
Above 12 months to 24 months	5%
Above 24 months	10%

***Approval of AMC/MC shall be obtained before invitation of tender in case of any changes in above.**

Note: 1) The extension in for the projects originally estimated including monsoon results in change of price variation slabs as mentioned above i.e. from first slab to second slab or from second slab to third slab, then the maximum limit of original slab will prevail.

2) Operative period shall mean original or extended time period of contract.

For example:

Extension of Time period	Maximum Price Variation
If original period of 11 months including monsoon extends to 16. The operative period will be 11+5 months.	No variation allowed
If original period of 11 months excluding monsoon extends to 16. The operative period will be 11+5 months.	Maximum 5% variation allowed

Price Variation during Extended Period of Contract:

(i) Extension Due To Modification & Extension for delay due to BMC :

The price variation for the period of extension granted shall be limited to the amount payable as per the Indices. In case the indices increases or decreases, above/below the indices applicable, to the last month of the original or extended period vide clause 8(1)(a)(i) and (ii) of standard GCC

(ii) Extension Of Time For Delay Due To Contractor :

(a) The price variation for the period of extension granted shall be limited to the amount payable as per the Indices in case the indices increase, above the indices applicable, to the last month of the original completion period or the extended period vide above clause 8(1)(a)(i) and (ii) of standard GCC.

(b) The price variation shall be limited to the amount payable as per the indices, in case the indices decrease or fall below the indices applicable, to the last month of original / extended period of completion period vide above clause 8(1)(b) of standard GCC, then lower indices shall be adopted.

(iii) Extension of Time For Delay due to reasons not attributable to BMC and Contractor (Reference Cl.8(d) of Standard GCC):

The price variation for the period of extension granted shall be limited to the amount payable as per the Indices in case the indices increases or decreases, above/below the indices applicable, to the last month of the original period.

81. Payment:

Interim Payment:

- i Interim bills shall be submitted by the Contractor from time to time (but at an interval of not less than one month) for the works executed. The Engineer shall arrange to have the bills verified by taking or causing to be taken, where necessary, the requisite measurement of work.
- ii Payment on account for amount admissible shall be made on the Engineer certifying the sum to which the Contractor is considered entitled by way of interim payment for all the work executed, after deducting there from the amount already paid, the security deposit / retention money and such other amounts as may be deductible or recoverable in terms of the contract.
- iii On request, the contractor will be paid upto 75 percent of the value of the work carried out as an adhoc payment in the first week of next month after deducting there from recoveries on account of advances, interest, retention money, income tax etc. The balance payment due will be paid thereafter.
- iv No interim payment will be admitted until such time the Contractor have fully complied with the requirement of the Condition no.8 (g) and 8 (h) concerning submission and approval of Network Schedule for the works, as detailed in Condition 8 (h). A fixed sum shall be held in abeyance at the time of next interim payment for non-attainment of each milestone in the network and shall be released only on attainment of the said milestone.
- v An interim certificate given relating to work done or material delivered may be modified or corrected by a subsequent interim certificate or by the final certificate. No certificate of the Engineer supporting an interim payment shall of itself be conclusive evidence that any work or materials to which it relates is / are in accordance with the contract.

82 Banning/De-Registration of Agencies of Construction works in BMC

- **The regulations regarding Demotion/ Suspension Banning for specific period or permanently / De-Registration shall be governed as per the respective condition in Contractor Registration Rules of BMC.**

83. JOINT VENTURE (Not Applicable)

In case if Joint Venture is allowed for the Project, the guidelines for JV as follows shall be incorporated in the Tender Document:

- a Joint Venture should be allowed only when the number of identifiable different works is more than one and/or the estimated cost of tender is more than Rs.100 Crores. JV shall also be allowed for complex technical work below Rs.100 Crores with the approval of concerned AMC
- b Separate identity/name shall be given to the Joint Venture firm.

- c Number of members in a JV firm shall not be more than three in normal circumstances, if the work involves only one discipline (say Civil or Electrical). If number of members in JV is required to be more than three, then approval of concerned AMC needs to be sought.
- d A member of JV firm shall not be permitted to participate either in individual capacity or as a member of another JV firm in the same tender.
- e The tender form shall be purchased and submitted in the name of the JV firm or any constituent member of the JV.
- f Normally EMD shall be submitted only in the name of the JV and not in the name of constituent member. However, EMD in the name of lead partner can be accepted subject to submission of specific request letter from lead partner stating the reasons for not submitting the EMD in the name of JV and giving written confirmation from the JV partners to the effect that the EMD submitted by the lead partner may be deemed as EMD submitted by JV firm.
- g One of the members of the JV firm shall be the lead member of the JV firm who shall have a majority (at least 51%) share of interest in the JV firm. The other members shall have a share of not less than 20% each in case of JV firms with up to three members and not less than 10% each in case of JV firms with more than three members. In case of JV firm with foreign member(s), the lead member has to be an Indian firm with a minimum share of 51%.
- h A copy of Letter of Intent or Memorandum of Understanding (MoU) executed by the JV members shall be submitted by the JV firm along with the tender. The complete details of the members of the JV firm, their share and responsibility in the JV firm etc. particularly with reference to financial technical and other obligation shall be furnished in the agreement.
- i Once the tender is submitted, the agreement shall not be modified/alterd/terminated during the validity of the tender. In case the tenderer fails to observe/comply with this stipulation, the full Earnest Money Deposit (EMD) shall be forfeited. In case of successful tenderer, the validity of this agreement shall be extended till the currency of the contract expires.
- j Approval for change of constitution of JV firm shall be at the sole discretion of the BMC. The constitution of the JV firm shall not be allowed to be modified after submission of the tender bid by the JV firm except when modification becomes inevitable due to succession laws etc. and in any case the minimum eligibility criteria should not get vitiated. In any case the Lead Member should continue to be the Lead Member of the JV firm. Failure to observe this requirement would render the offer invalid.
- k Similarly, after the contract is awarded, the constitution of JV firm shall not be allowed to be altered during the currency of contract except when modification become inevitable due to succession laws etc. and in any case the minimum eligibility criteria should not get vitiated. Failure to observe this stipulation shall be deemed to be breach of contract with all consequential penal action as per contract condition.

l On award of contract to a JV firm, a single Performance Guarantee shall be required to be submitted by the JV firm as per tender conditions. All the Guarantees like Performance Guarantee, Bank Guarantee for Mobilization advance, machinery Advance etc. shall be accepted only in the name of the JV firm and no splitting of guarantees amongst the members of the JV firm shall be permitted.

m On issue of LOA, an agreement among the members of the JV firm (to whom the work has been awarded) has to be executed and got registered before the Registrar of the Companies under Companies Act or before the Registrar / Sub-Registrar under the Registration Act, 1908. This agreement shall be submitted by the JV firm to the BMC before signing the contract agreement for the work. (This agreement format should invariably be part of the tender condition). In case the tenderer fails to observe/comply with this stipulation, the full Earnest Money Deposit (EMD) shall be forfeited and other penal actions due shall be taken against partners of the JV and the JV. This joint venture agreement shall have, inter-alia, following clauses:-

i) Joint and several liability - The members of the JV firm to which the contract is awarded, shall be jointly and severally liable to the Employer (BMC) for execution of the project in accordance with General and Special conditions of the contract. The JV members shall also be liable jointly and severally for the loss, damages caused to the BMC during the course of execution of the contract or due to no execution of the contract or part thereof.

ii) Duration of the Joint Venture Agreement -It shall be valid during the entire period of the contract including the period of extension if any and the maintenance period after the work is completed.

iii) Governing Laws - The Joint Venture Agreement shall in all respect be governed by and interpreted in accordance with Indian Laws.

iv) Authorized Member -Joint Venture members shall authorize one of the members on behalf of the Joint Venture firm to deal with the tender, sign the agreement or enter into contract in respect of the said tender, to receive payment, to witness joint measurement of work done, to sign measurement books and similar such action in respect of the said tender/contract. All notices/correspondences with respect to the contract would be sent only to this authorized member of the JV firm.

No member of the Joint Venture firm shall have the right to assign or transfer the interest right or liability in the contract without the written consent of the other members and that of the employer in respect of the said tender/contract.

n Documents to be enclosed by the JV firm along with the tender:

i In case one or more of the members of the JV firm is/are partnership firm(s), following documents shall be submitted:

a) Notary certified copy of the Partnership Deed,

b) Consent of all the partners to enter into the Joint Venture Agreement on a stamp paper of appropriate value (in original).

c) Power of Attorney (duly registered as per prevailing law) in favor of one of the partners to sign the MOU and JV Agreement on behalf of the partners and create liability against the firm.

- ii In case one or more members is/are Proprietary Firm or HUF, the following documents shall be enclosed:
 - a) Affidavit on Stamp Paper of appropriate value declaring that his Concern is a Proprietary Concern and he is sole proprietor of the Concern OR he is in position of "KARTA" of Hindu Undivided Family and he has the authority, power and consent given by other partners to act on behalf of HUF.
- iii In case one or more members is/are limited companies, the following documents shall be submitted:
 - a) Notary certified copy of resolutions of the Directors of the Company, permitting the company to enter into a JV agreement, authorizing MD or one of the Directors or Managers of the Company to sign MOU, JV Agreement, such other documents required to be signed on behalf of the Company and enter into liability against the company and/or do any other act on behalf of the company.
 - b) Copy of Memorandum and articles of Association of the Company.
 - c) Power of Attorney (duly registered as per prevailing law) by the Company authorizing the person to do/act mentioned in the para (a) above.
- o All the members of the JV shall certify that they have not been black listed or debarred by BMC from participation in tenders/contract in the past either in their individual capacity or the JV firm or partnership firm in which they were members / partners.
- p Credentials & Qualifying criteria: Technical and financial eligibility of the JV firm shall be adjudged based on satisfactory fulfilment of the following criteria:

Technical eligibility criteria: In case of Work involving single discipline, the Lead member of the JV firm shall meet at least **35%** requirement of technical capacity as stipulated in tender document.

OR

In case of composite works (e.g. works involving more than one distinct component such as Civil Engineering works, M&E works, Electrical works, etc. and in the case of major bridges, substructure and superstructure etc.), at least one member should have satisfactorily completed 35% of the value of any one component of the project work so as to cover all the components of project work or any member having satisfactorily completed 35% of the value of work of each component during last seven financial years.

In such cases, what constitutes a component in a composite work shall be clearly defined as part of the tender condition without any ambiguity.

Financial eligibility criteria: The contractual payments received by the JV firm or the arithmetic sum of contractual payments received by all the members of JV firm in any one of the previous three financial years and shall be at least **100% of the estimated value** of the work as mentioned in the tender.

84. Compensation for delay:

If the Contractor fails to complete the works and clear the site on or before the Contract or extended date(s) / period(s) of completion, he shall, without prejudice to any other right or remedy of Municipal Corporation on account of such breach, pay as agreed compensation, amount calculated as stipulated below (or such smaller amount as may be fixed by the Engineer)

on the contract value of the whole work or on the contract value of the time or group of items of work for which separate period of completion are given in the contract and of which completion is delayed for every week that the whole of the work of item or group of items of work concerned remains uncompleted, even though the contract as a whole be completed by the contract or the extended date of completion. For this purpose the term 'Contract Value' shall be the value of the work at Contract Rates as ordered including the value of all deviations ordered:

- Completion period for projects (originally stipulated or as extended) not exceeding 6 months **:to the extent of maximum 1 percent per week.**
- Completion period for projects (originally stipulated or as extended) exceeding 6 months and not exceeding 2 years: **to the extent of maximum ½ percent per week.**
- Completion period for projects (originally stipulated or as extended) exceeding 2 years: **to the extent of maximum ¼ percent per week.**

When the delay is not a full week or in multiple of a week but involves a fraction of a week the compensation payable for that fraction shall be proportional to the number of days involved.

Provided always that the total amount of compensation for delay to be paid this condition shall not exceed the undernoted percentage of the Contract Value of the item or group of items of work for which a separate period of completion is given.

- i) Completion period (as originally stipulated or as extended) not exceeding 6 months: **10 percent.**
- ii) Completion period (as originally stipulated or as extended) exceeding 6 months and not exceeding 2 years: **7½ percent.**
- iii) Completion period (as originally stipulated or as extended) exceeding 2 years : **5 percent.**

The amount of compensation may be adjusted set off against any sum payable to the contractor under this or any other contract with the Municipal Corporation.

85. Action And Compensation Payable In Case Of Bad Work And Not Done As Per Specifications

All works under or in course of execution or executed in pursuance of the contract, shall at all times be open and accessible to the inspection and supervision of the Engineer-in-charge, his authorized subordinates in charge of the work and all the superior officers, officer of the Vigilance Department of the BMC or any organization engaged by the BMC for Quality Assurance and the contractor shall, at all times, during the usual working hours and at all other times at which reasonable notice of the visit of such officers has been given to the contractor, either himself be present to receive orders and instructions or have a responsible agent duly accredited in writing, present for that purpose. Orders given to the Contractor's agent shall be considered to have the same force as if they had been given to the contractor himself.

If it shall appear to the Engineer-in-charge or his authorized subordinates in-charge of the work or to the officer of Vigilance Department, that any work has been executed with unsound, imperfect or unskillful workmanship or with materials of any inferior description, or that any materials or articles provided by him for the execution of the work are unsound or of a quality inferior to that contracted for or otherwise not in accordance with the contract, the contractor shall, on demand in writing which shall be made within twelve months of the completion of the work from the Engineer-in-Charge specifying the work, materials or articles complained of

notwithstanding that the same may have been passed, certified and paid for forthwith rectify, or remove and reconstruct the work so specified in whole or in part, as the case may require or as the case may be, remove the materials or articles so specified and provide other proper and suitable materials or articles at his own charge and cost. In the event of the failing to do so within a period specified by the Engineer-in-Charge in his demand aforesaid, then the contractor shall be liable to pay compensation at the same rate as under clause 8.e. of the general condition of contract in section 9 of tender document (for Compensation for delay) for this default. In such case the Engineer-in Charge may not accept the item of work at the rates applicable under the contract but may accept such items at reduced rates as the Engineer in charge may consider reasonable during the preparation of on account bills or final bill if the item is so acceptable without detriment to the safety and utility of the item and the structure or he may reject the work outright without any payment and/or get it and other connected and incidental items rectified, or removed and re-executed at the risk and cost of the contractor. Decision of the Engineer-in-Charge to be conveyed in writing in respect of the same will be final and binding on the contractor.

If the penalization amount exceeds maximum limit with respect to Clause 8.e of Standard General Conditions of Contract, then a show cause notice shall necessarily be issued to the contract as to why the contract should not be terminated.

86. Contractors remain liable to pay compensation:

In any case in which any of the powers conferred upon the Engineer In-charge by the **relevant clauses** in documents that form a part of contract as exercised or is exercisable in the event of any future case of default by the Contractor, he is declared liable to pay compensation amounting to the whole of his security deposit. The liability of the Contractor for past and future compensation shall remain unaffected.

In the event of the Executive Engineer taking action against these **relevant clauses**, he may, if he so desires, take possession of all or any tools and plant, materials and stores in or upon the work of site thereof or belonging to the Contractor or procured by him and intended to be used for the execution of the work or any part thereof paying or allowing for the same in account at the contract rates, or in the case of contract rates not being applicable at current market rates to be certified by the Executive Engineer, may after giving notice in writing to the Contractor or his staff of the work or other authorized agent require him to remove such tools and plants, materials or stores from the premises within a time to be specified in such notice and in the event of the Contractor failing to comply with any such requisition, the Executive Engineer may remove them at the contractors expense of sell them by auction or private sell on account of the Contractor at his risk in all respects and certificate of the Executive Engineer as to the expense of any such removal and the amount of the proceeds an expense of any such sell be final and conclusive against the Contractor.

87. No Claim To Any Payment Or Compensation Or Alteration In Or Restriction Of Work

(a) If at any time after the execution of contract documents, the Engineer shall for any reason whatsoever, desires that the whole or any part of the works specified in the Tender should be suspended for any period or that the whole or part of the work should not be carried out, at all, he shall give to the Contractor a Notice in writing of such desire and upon the receipt of such notice, the Contractor shall forthwith suspend or stop the work wholly or in part as required after having due regard to the appropriate stage at which the work should be stopped or suspended so as not to

cause any damage or injury the work already done or endanger the safety thereof, provided that the decision of the Engineer as to the stage at which the work or any part of it could be or could have been safely stopped or suspended shall be final and conclusive against the contractor.

The Contractor shall have no claim to any payment or compensation whatsoever by reason of or in pursuance of any notice as aforesaid, on account of any suspension, stoppage or curtailment except to the extent specified hereinafter.

(b) Where the total suspension of Work Order as aforesaid continued for a continuous period exceeding 90 days the contractor shall be at liberty to withdraw from the contractual obligations under the contract so far as it pertains to the unexecuted part of the work by giving 10 days prior notice in writing to the Engineer within 30 days of the expiry of the said period of 90 days, of such intention and requiring the Engineering to record the final measurement of the work already done and to pay final bill. Upon giving such Notice, the Contractor shall be deemed to have been discharged from his obligations to complete the remaining unexecuted work under his contract. On receipt of such notice the Engineer shall proceed to complete the measurement and make such payment as may be finally due to the contractor within a period of 90 days from the receipt of such Notice in respect of the work already done by the contractor. Such payment shall not in any manner prejudice the right of the contractor to any further compensation under the remaining provisions of this clause.

(c) Where the Engineer required to Contractor to suspend the work for a period in excess of 30 days at any time or 60 days in the aggregate, the Contractor shall be entitled to apply to the Engineer within 30 days of the resumption of the work after such suspension for payment of compensation to the extent of pecuniary loss suffered by him in respect of working machinery remained ideal on the site of on the account of his having an to pay the salary of wages and labour engaged by him during the said period of suspension provided always that the contractor shall not be entitled to any claim in respect of any such working machinery, salary or wages for the first 30 days whether consecutive or in the aggregate or such suspension or in respect of any such suspension whatsoever occasion by unsatisfactory work or any other default on his part, the decision of the Engineer in this regard shall be final and conclusive against the contractor.

88. Contractor to supply plant, ladder, scaffolding, etc and is liable for damages arising from non-provision of lights, fencing, etc.

The Contractor shall supply at his own cost all material, plant, tools, appliances, implements, ladders, cordage, tackle scaffolding and temporary works requisite or proper for the proper execution of the work, whether, in the original altered or substituted form and whether included in the specification of other documents forming part of the contract or referred to in these conditions or not and which may be necessary for the purpose of satisfying or complying with the requirements of the Eng-In-Charge as to any matter as to which under these conditions is entitled to be satisfied, or which is entitled to require together with the carriage therefore to and from the work.

The Contractor shall also supply without charge, the requisite number of person with the means and materials necessary for the purpose of setting out works and counting, weighing and assisting in the measurements of examination at any time and from time to time of the work or materials, failing which the same may be provided by the Engineer In-charge at the expense of the

contractor and the expenses may be deducted from any money due to the contractor under the contract or from his security deposit or the proceeds of sale thereof, or offers sufficient portion thereof.

The contractor shall provide all necessary fencing and lights required to protect the public from accident and shall also be bound to bear the expenses of defense of every suit, action or other legal proceedings, that may be brought by any person for injury sustained owing to neglect of the above precautions and to pay any damages and cost which may be awarded in any such suit action or proceedings to any such person or which may with the consent of the contractor be paid for compromising any claim by any such person.

89. Prevention of Fire:

The contractor shall not set fire to any standing jungle, trees, brushwood or grass without a written permit from the Engineer In-charge. When such permit is given, and also in all cases when destroying cut or dug up trees brushwood, grass, etc., by fire, the contractor shall take necessary measure to prevent such fire spreading to or otherwise damaging surrounding property. The Contractor shall make his own arrangements for drinking water for the labour employed by him.

90. Compensation for all damages done intentionally or unintentionally by contractor's labour whether in or beyond the limits of BMC property including any damage caused by spreading the fire shall be estimated by the Engineer In-charge or such other officer as he may appoint and the estimate of the Engineer in-charge to the decision of the Dy. Chief Engineer on appeal shall be final and the contractor shall be bound to pay the amount of the assessed compensation on demand failing which the same will be recovered from the Contractor as damages or deducted by the Engineer In-charge from any sums that may be due or become due from BMC to contractor under this Contract or otherwise. Contractor shall bear the expenses of defending any action or other legal proceedings that may be brought to prevent the spread of fire and he shall pay any damages and costs that may be awarded by the Court in consequence.

91. In the case of Tender by partners, any change in the constitution of the firm shall be forthwith, notified by the contractor through the Engineer In-charge for his information.

92. Action where no specifications:

In the case of any class of work for which there is no such specifications, such works shall be carried out in accordance with the specifications and in the event of there being no such specifications, then in such case, the work shall be carried out in all respects in accordance with all instructions and requirements of the Engineer In-charge.

93. Safety and medical help:

(i) The Contractor shall be responsible for and shall pay the expenses of providing medical help to any workmen who may suffer a bodily injury as a result of an accident. If such expenses are incurred by BMC, the same shall be recoverable from the contractor forthwith and be included without prejudice to any other remedy of BMC from any amount due or that may become due to the Contractor.

- (ii) The contractor shall provide necessary personal safety equipment and first-aid box for the use of persons employed on the site and shall maintain the same in condition suitable for immediate use at any time.
 - (iii) The workers shall be required to use the safety equipment so provided by the contractor and the contractor shall take adequate steps to ensure the proper use of equipment by those concerned.
 - (iv) When the work is carried on in proximity to any place where there is risk or drawing all necessary equipment shall be provided and kept ready for use and all necessary steps shall be taken for the prompt rescue of any person in danger.
- 94.** No compensation shall be allowed for any delay caused in the starting of the work on account of acquisition of land or in the case of clearance of works, on account of ant delay in according to sanction of estimates.

95. Anti-malaria and other health measures:

Anti-Malaria and other health measures shall be taken as directed by the Executive Health Officer of BMC. Contractor shall see that mosquito genic conditions are created so as to keep vector population to minimum level. Contractor shall carry out anti-malaria measures in the area as per the guidelines issued by the Executive Health Officer of BMC from time to time.

In case of default, in carrying out prescribed anti-malaria measures resulting in increase in malaria incidence, contractor shall be liable to pay BMC on anti-malaria measures to control the situation in addition to fine.

SECTION 10
SPECIFICATIONS
& SELECTION OF MATERIAL

10.1 SPECIFICATIONS & SELECTION OF MATERIAL

The tender is prepared on the basis of Unified Schedule of Rates (USOR) and specifications 2018. The specifications of the items of USOR are available on BMC portal <http://portal.mcgm.gov.in> under the Tender tab. Hence the deserving contractor shall either download the same from BMC portal or the same may be collected in the soft copy format at the time of purchasing the tender from this office

10.2 SELECTION OF MATERIAL

- 1 All materials brought on the site of work and meant to be used in the same, shall be the best of their respective kinds and to the approval of the Engineer. The Engineer or his representative will accept that the materials are really the best of their kinds, when it is proved beyond doubt that no better materials of the particular kind in question are available in the market.
- 2 The contractor shall obtain the approval of the Engineer of samples of all materials to be used in the works and shall deposit these samples with him before placing an order for the materials with the suppliers. The materials brought on the works shall conform in every respect to their approved samples. Fresh samples shall be deposited with the Engineer whenever the type or source of any material changes.
- 3 The contractor shall check each fresh consignment of materials as it is brought to the site of works to see that they conform in all respects to the Specifications of the samples approved by the Engineer, or both.
- 4 The Engineer will have the option to have any of the materials tested to find out whether they are in accordance with the Specifications and the Contractor will bear all expenses for such testing. All B bills, vouchers and test certificates, which in the opinion of the Engineer or his representative are necessary to convince him as to the quality of the materials or their suitability shall be produced for his inspection when required.
- 5 Any materials that have not been found to conform to the specifications will be rejected forthwith and shall be removed from the site by the contractor at his own cost within 24 hours.
- 6 The Engineer shall have power to cause the Contractors to purchase and use such materials from any particular source, as may in his opinion be necessary for the proper execution of the work.
- 7 Notwithstanding the source, the sand shall be washed using sand washing machine before use.

10.3 GENERAL NOTES:

The detailed description, notes, rates and unit of payment of various items mentioned in the BOQ and rate shall be as per Unified schedule of Rates w.e.f. 16.9.2018 as amended of the M.C.G.M mentioned below:

Sr.No.	Department	Abbreviation
1	Building Works/ Common Schedule	CS
2	Roads	RW
3	Traffic and Signaling	RT
4	Bridges	BW
5	Water Supply Projects	WSP
6	Hydraulic Engg.	HE
7	Sewerage Projects	SP
8	Storm Water Drains	SWD
9	Mechanical and Electrical	ME
10	Garden Works	GW

10.4 MILD STEEL PIPE FABRICATION WORK SPECIFICATIONS

Fabrication of Pipes and specials detailed specifications

F-1 Scope of Specifications: These specifications shall cover the work of:

- 1) Procuring of M.S plates, cut plates etc of required size and thickness and other MS structural steel such as channels ,angles ,flats ,nut bolts etc as per relevant B.I.S specifications for fabrication of pipes and specials and transporting these material s to the contractor's approved/ nominated sub contractor's factory for fabrication of pipes, specials etc.
- 2) Fabricating MS pipes specials etc from Mild Steel plates and other structural steel including all welding etc at contractor or approved nominated sub contractor's factory /Factories as per IS-3589 (Latest Revision) and M.C.G.M's requirement.
- 3) Carrying out Hydraulic test to the specified pressure for the fabricated pipes in the factory.

- 4) Cleaning and painting of pipes, specials and any other fabricated materials with suitable paint externally or internally wherever required.
- 5) Loading in factory ,transporting to the site of pipe laying work wherever required by adopting suitable transporting means without any damages including all loading ,unloading and stacking carefully the pipes ,specials etc as required and as directed.

F-2 Procurement of material by the Contractor:

Materials required for fabrication of pipes, bends and specials etc Mild steel plates of required size and thickness shall be procured at contractor's cost conforming to IS 2062:2006 (or latest revision). The M.S. Pipes of dia. 1200 mm & above shall be manufactured from plates confirming to IS 2062- FE - 410 Cu-WA (Copper bearing quality) with copper content as per product analysis between 0.17 to 0.38 percent & the M.S. Pipes of dia. below 1200 mm shall be manufactured from plates confirming to IS 2062- FE -410. The M.S. pipes shall be fabricated as per IS 3589(i.e. the fabricated company shall have ISI certificate for fabrication of respective dia. of MS pipes). Spirally welded pipes will not be allowed. Every 10th welding joint of mild steel pipe water main shall be tested in metallurgical laboratory for its strength.

The tenderer shall note that the payment towards procurement of M.S. plates for fabricating M.S. pipes / specials will be made as per tender item only. No extra charges / payment for using M.S. pipes fabricated from Fe 410 Cu-WA(copper bearing quality with copper content between 0.17% to 0.38 % as per specifications will be entertained / considered on any account.

All the pipe material should be procured from reputed manufacturers such as JINDAL SAIL, ESSAR, ISPAT etc .The contractor shall submit the original test certificate from the manufacturer for the grade of the material and yield strength.

One sample from each lot as per IS specifications shall be tested in approved laboratory at the cost of the contractor.

The contractor shall not start the fabricating of pipes and specials before the test certificate from the NABL accredited and approved laboratory conforming physical and chemical properties of steel to IS specification as above are submitted to the Engineer in charge.

The Contractor shall procure M.S plates and other structural steel required for fabricating pipes and specials considering the wastage's/scrap etc and rate quoted shall be inclusive of taking into consideration wastage's/scrap.

The contractor should carefully judge the balance fabricated quantities required before procurement of material once 90 % of the material quantities as per BOQ are procured and fabricated. The balance

quantity will be based on the final exact length of pipeline to be laid under the contract and the material will be procured by the contractor as per his best judgments M.C.G.M will not be responsible in any manner for under or over procurement nor for any delay or loss on this account

F-3 Stacking of Plates and Other structural Steel in the Contractor's/Nominated fabrication factory and inspection and testing of the same:

The contractor shall intimate to the engineer in-charge well in advance the Programme of transporting and stacking MS plates and other structural steel etc at contractor's factory to enable the Engineer /Engineer's representative to make necessary arrangement for inspection and sampling for test.

F-4 Factory:

The contractor/Bidder's factory/nominated Fabrication Factory for fabrication work of M.S pipes and specials shall have an existing authorized and duly valid licensed factory for the fabrication of pipes and specials having the ISI license and ISO certificate. The Fabrication factory must be equipped with all necessary mechanical and electrical equipment in sound working order for carrying out the various operations involved in the work under the tender /Contract such as rolling, automatic welding, cutting, testing machining etc.

The fabrication factory must have previous experience of fabrication of M.S pipes by longitudinal and circumferential welding process only required for this tender. Spiral welding for M.S. pipes will not be allowed.

The fabrication factory shall have Hydraulic testing machines to test the M. S. Pipes for length ranging between 5 to 7 R.m.The Bidder prior to start of Fabrication shall furnish with his tender the details of factory where he intend to get the fabrication of pipe and specials done such as its location, the equipment, plant and other facilities available in the factory for manufacturing of MS pipes and specials required under this contract along with necessary credential documents of fabrication factory.

F-5 Fabrication of pipes:

Pipe shall be fabricated from the M.S plates and other structural component etc shall be fabricated from steel plates and other steel materials procured by contractor as mentioned in clause F-2. The welded joint shall be tested in accordance with the procedure laid down in IS: 3600 Part-I.

F-6 Cutting of Plates /Rolling of Plates /Tacking of Drums /Assembly of drums into pipe:

The ends of finished pipe in the factory shall necessarily have bevel edge or V edge with or without shoulder cut /root face to facilitate hand welding in the field.

As field welding is to be carried out from inside in case of bigger diameter pipes i.e. 1200 mm and above ,the bevel edge for them shall usually from inside.

During fabrication of pipe cutting of plate, grinding of edges to develop smooth surface, to have straight cut edges should be adopted by the contractor.

The plate of required size cut as per above shall be put in rolling to form of pipe of required diameter. The contractor should adjust the rolling machine so as to give uniform curvature to the pipe throughout its circumference. In this regard necessary precaution and check should be kept by the contractor during rolling of plate into pipe.

Rolling drum should be kept on assembly platform for tacking, care being taken to ensure that the tacked drums have their end faces at right angle to the axis of the pipe .The tacked drums then transferred to an assembly platform where they shall be tack-welded together to form suitable pipe lengths. Plate shall be bent in the maximum possible width to reduce the number of circumferential joints.

The longitudinal joints shall be staggered at 90 degree .The drums when tacked together shall have no circumferential gap when the welding is done on automatic welding machine .But when hand welding is adopted as gap of 2 mm to 4mm shall be maintained to obtain a good butt welded joint.

The assembly should be truly cylindrical and without any kinks. The faces shall be at right angle to the axis of the cylinder. A suitable arrangement for testing the correctness of the faces shall be provided by the contractor at the assembly platform.

F-7 Full Welding of the Pipes:

a Electrode:

The contractor shall use electrodes of approved make and size depending on the thickness of plate and type of joint .Welding electrode shall confirm to IS NO .814 of 1967 “specification covered for electrode for metal arc welding of mild steel pipe (second or latest revision)’.

For welding of pipes and specials in fabricating unit and also at site electrode confirming to IS: 814 and classified as EB542H3JX i.e. low hydrogen electrodes and equivalent to ADOR Welding Ltd ‘s brand name SUPERBASEXPLUS Electrode shall be used as per manufacturers specification . The corresponding SAW (Submerged arc welding) wire and flush shall be equivalent to ADOR welding Ltd. Brand’s Auto Melt Gr EL -8, 4 mm dia wire and Auto Melt Gr.A55 Flux. After completing the welding of joints of pipe or plates from one side, the welding on the other side shall be taken up .Before starting the welding on the other side, the joints shall be gauged to remove irregular penetration on the even surface is exposed.

b) Testing of Welded Joint:

The welded joints shall be tested in accordance with the procedure laid down in IS 3600 of 1966."Codes of procedure for testing of fusion welded joints and weld metals in Steel."

The entire cost of the tests including taking out samples, machining the test pieces, transport to and from the Laboratory and testing them in a laboratory ,the cost of patching up the tests piece hole in pipe, payment of all testing fees ,cleaning and painting etc shall be borne by the contractors. At least one test specimen shall be taken out from every 200 meters length of pipes fabricated

F-8 Hydraulic Test:

Depending on the requirement of the pipe laying works, pipes will have to be manufacture in standard lengths of about 5.4 m to 7.2 m. The contractor shall provide machines and apparatus for testing all pipes of lengths standardized by the Engineer from time to time. Each fabricated pipe shall be tested at factory. The test pressure for pipes fabricated shall be 16 kg/sq cm.The pressure shall be applied gradually by approved means and shall be maintained for at least for 2 minutes as per IS 3589.The hydraulic test shall be carried out under the cover at fabrication shop in the presence and to the satisfaction of engineer.

Each pipe shall be legibly marked with the following details:

- a) Manufacturer's name or trade-mark;
- b) Inside diameter and specified Shell thickness;
- c) Pipe designation.
- d) Pipe Sr. No

PIPE LAYING WORK SPECIFICATION:**F-9 Transporting:**

All pipes and specials fabricated in Factory shall be transported to site of laying. The item of transport covers the cost of loading on the factory, transporting to the site of laying or to stacking yard. There shall be no free fall of fabricated material s while unloading .The material stacked at site shall be jointly inspected by the engineer and the contractor and any defect and damage noticed shall be repaired immediately to the satisfaction of Engineer.

F-10 Providing Steel Props from inside of Pipe:

In order to be able to provide effectively the cement mortar lining to the inside of the pipe line and to avoid the difficulties during the work, it is necessary that the pipes are maintained in circular Shape

throughout the work. In order to achieve the same, steel adjustable screw type props of acrow or similar approved make should be fixed inside the pipe. The deflection of pipe should be limited to 2 % of the average dia. These props shall normally be fixed vertically at intervals not more than 1.8 m or as directed by the engineer. The props should be kept in position for at least for three days after encasing of the pipe in that section is completed or till refilling is done to the full height of fill over the pipe in case the pipes are not encased.

F-11 Precaution against Floatation:

Contractor should take necessary precaution to prevent the floatation of pipes laid in trench due to uplift.

Cutting Pipe faces to form Kinks and Bends in the Field:

If due to site requirement and other prevailing circumstances it is necessary to cut the pipe faces to form kinks and bends not greater than 5 deg or as and when directed by the engineer .Such cutting and welding shall be done and the same shall not be paid separately under any items of the Bill of Quantities.

F-12 welding in field:

Electrodes: The contractor shall use standard electrodes depending upon the thickness of plate and type of joint .They shall also use standard current and arc, voltage required for the machine in use as per manufacturer’s directions. Welding electrodes shall conform to BIS N0 814 of 1967,” Specification for covered electrodes for metal arc welding of mild steel ‘(second or latest revision) Indian made or equivalent foreign make electrode of the required quality approved by the Engineer, shall be used wherever possible.

Gousing:

M.S pipes larger in size i.e. more than 900 mm dia will have to be welded internally and externally. At the time of internal welding, a ‘V’ cut is made from inside of the pipes and after completing the internal welding with required numbers of runs, the external welding (sealing run) is incumbent. Before starting the external welding (sealing run) the internally welded material in the joint will have to be cleaned by Gousing with Gas flame. Gousing shall be done before starting the external welding (sealing run) and the rate of welding shall include the cost of Gousing also. Gousing will also be carried out before rectifying the defective welding wherever necessary and as directed by the Engineer.

Welding of pipe in the field shall comply with ISS No 816 of 1965 (Code of practice for use of metal arc welding for general construction in mild steel).

Testing of Field welded joints:

The field welded joints shall be tested in accordance with the procedure laid down in ISS no 3600 of 1966;” Code of procedure for testing of fusion welded joints and weld metals in steel” . A welding test piece is to be taken from field welded joints in one in ten proportions. The test pieces thus taken out shall be machined and tested in approved laboratory. All welding work at site are to be done through reputed welder only and supportive documents to that effect should be submitted to site in charge.

This hole shall be patched up by inserting and welding suitable sized plates.

Great care should be taken in preparing of these plates so as to get good Butt weld.

The entire cost of the tests including taking out samples, machining the test pieces, transport to and fro the Laboratory and testing them in a laboratory, the cost of patching up the tests piece hole in pipe, payment of all testing fees, cleaning and painting etc shall be borne by the contractors.

F-13 Insulated Flange Rings:

Insulated flange rings shall be provided for isolating the section of pipe line which may have to provide with cathodic protection in Future. Insulated flanges will have to be provided on cross –connections and also on tapping points. The contractor will have to provide the insulating Flange rings assembly consisting of the Bakelite ring and packing mounted between flanged pipe stakes.

Straps: Wherever pipe laying work is done from two faces and/or broken stretches due to any difficulty met with at site, the final connection has to be made by introducing strap cover gaps up to 300 mm length. Such straps shall be fabricated in the field by cutting pipes, sitting them longitudinally and slipping them over the ends to be connected in the form of collar. The collar shall be in two halves and shall have its inside diameter equal to the outside diameter of the pipe to be connected. Such strap shall be welded by fillet weld internally as well as externally for pipe dia above 900 mm.

F-14 Pipe Line testing:

After the work of laying of pipe line is completed and before putting it to commission, the pipeline shall be tested in the field as and when directed by Engineer, both for its strength and leakage. The test pressure shall be not less than the static head pressure or 1.5 times the working pressure whichever is higher. The test pressure shall be maintained for 24 hours .The drop in pressure shall not exceed 0.7 Kg/sqm (10 lbs /sq. inch) within period of 2 hours after the full test pressure is built up. The section of pipe line shall be subjected to a hydraulic test in full length or in part as may be found necessary. The water required for flushing and testing the new water mains will be made available free cost of by M.C.G.M through the cross connections of newly laid water main and existing water main subject to

availability of water. However water required for pressurizing the water main during testing should be arranged by the contractor.

10.5 TECHNICAL DETAILS FOR VALVES:

A. TECHNICAL DETAILS FOR BUTTERFLY VALVE ACCEPTANCE

All sizes of butterfly valves to be supplied shall be clockwise opening, having 10 Bar pressure rating, bi-directional, as per AWWA C-504 & BS 5155 Standards and as per specific requirements of M.C.G.M with arrangements and material compositions as stated below:

- 1.The length over flanges or flange to flange distance for valves shall be as per formula: Distance over flanges = $0.4 D + 150$ mm where D is nominal diameter of the valve in mm.
- 2.The valves shall be designed for flows & pressures in either direction. The disc axis shall be horizontal. The valves shall be of double eccentric design and fitted with stainless steel stub shafts in two pieces.
- 3.All the valves shall be supplied with flange adapter and loose flange, S.S. studs and nuts with washers, as per the details mentioned in the drawing and specifications.

1. DESIGN DETAILS:

- 1 No tapped holes in the body.
- 2 Length over flanges = $0.4 D + 150$ mm (D = diameter of the valve)
- 3 Bi directional and double eccentric design.
- 4 Flange dimension and details as per BS:4504 Table 10/11- Raised face.
- 5 Clamping ring in segments, of not more than 4 pieces. Clamping Bolts flush with clamping ring. (Only Hex bolts to be used with clearance for spanner)
- 6 Clamping ring in not more than 4 pieces.
- 7Bolts flush with clamping ring.(only Hex bolts with clearance for spanner).
- 8The valve sealing is on the Disc only.
- 9The Disc clamping ring should face on upper side when the valve is in open position.
- 10 Stub Shaft dia preferably as per table - 'A' of AWWA C-504.
- 11 Driving shaft with keyway as per IS: 2048 for mounting the Gearbox. The stub shafts shall be fastened into disc hubs with cross pinning or bolting.

- 12 Disc locking arrangement at NDE shaft end as per specifications.
- 13 Body seat ring shall be permanently fitted to the valve body by bolting/ deposition welding.
- 14 Integrally cast feet.

2. MATERIAL COMPOSITION:

- 1 Body & Disc - S.G. Iron - BS: 2789 Gr.500/7
- 2 Shaft DE/ NDE - Non Mag. St. Steel - Grade 316
- 3 Body Seat Ring - St. Steel - Grade 316
- 4 Bush - Steel baked PTFE
- 5 Clamping ring segment - St. Steel - Grade 316
- 6 Disc Seal - Rubber - EPDM
- 7 All Fasteners - St. Steel - Grade 316

3. GEAR BOX DESIGN DETAILS:

- 1 Rating - 180 Newton push and pull on hand wheel.
- 2 Stop mechanism within gear box.
- 3 Acrylic water proof indicating window.
- 4 Bolts flush with surface.
- 5 Water tightness as per IP 68 (submergence - 3 Meters, 72 Hrs).
- 6 Mounting Base as per ISO 5211
- 7 Quadrant type worm gear arrangement. Secondary unit spur gear type. Bi directional and double eccentric design.
- 8 Mechanical two stopper arrangement.
- 9 Hand wheel diameter not more than 750 mm.
- 10 Opening of valve at hand wheel shall be clockwise.
- 11 Design and rating as per torque valves conforming to Table - 'B' of AWWA C-504.
- 12 To submit various torque calculations and Seating/Unseating torque.

4. MATERIAL COMPOSITION

1 Gear Case and Cover - S.G.I IS 1865 Gr. 500/7 (Optional) C.S. ASTMA 216 Gr. WCB or IS 1030 Gr. St 230-450 W

2 Worm - Alloy Steel - B.S. 970 Gr. EN-19

3 Quadrant - SG Iron - I.S. 1585-Gr. SG-600/3.

4 Sealing Rings - Nitrile rubber - shore hardness 65 +_5

5 A fastener - Stainless Steel - IS 2306 Gr.04Cr18NI10 AISI 304.

6 Spur Gear and Pinion - Alloy Steel - BS 970 - Gr. EN-19.

5. TESTING OF VALVE

1 Leakage Test - Disc in closed position, rated pressure application for 10 min on either side.

2 Hydrostatic test - Both ends closed, disc slightly open, pressure of one and half times rated pressure applied for 10 min to whole body.

3 Disc Strength Test - Disc closed and differential pressure of one and half times rated pressure applied for 10 min to each side of disc in turn.

4 GEAR BOX - Water Tightness as per IP 68 Submergence test for 72 hrs at 3 mtr head.

6. On instructions of Engineer in Charge the contractor shall have to produce following Documents:

1 Factory details, Manufacturing setup details and Quality assurance plan, etc. as per pro-forma.

2 Detailed drawing of the BFV, Gear Box etc. with cross sectional details and material specification tables, flange drilling details, etc.

3 Chemical composition details of all the materials from Govt. approved

4 Details of Torque calculations and design details of Gear box.

5 Latest ISO 2001 Certificate copy.

6 Raw material suppliers, physical and chemical composition testing of same prior to manufacturing.

7 List of supply of similar design valves with performance certificates. The valve sealing is on the Disc only.

8 Testing facilities available and types of in-house testing done, prior/during assembly/after finishing for each valve.

B ACCEPTANCE CRITERIA FOR "GLANDLESS SLUICE VALVE"

- 1 The sluice valve manufacturer shall process valid ISI License for all sizes of the SLUICE VALVES. Necessary licenses to that effect must be submitted.
- 2 The valve manufacturer shall possess ISO 9001 certification for manufacture of sluice valves.
- 3 The manufacturer should have carried out POD test of Glandless Sluice Valve (size 300 mm and for pressure rating of 10 Bar) in presence of M.C.G.M Engineers and the valves should have been approved by M.C.G.M.
- 4 The manufacturer shall offer the valves in confirmation with the technical specifications.

TS -1 Specification for Glandless Sluice Valves upto 300 mm size of class 2 and size as stated at Bill of Quantities.

1.1 General.

The specifications cover the double flanged, Glandless, ALT-1 length, 10 BAR pressure rating Sluice valves of sizes mentioned in B.O.Q. suitable for water works with temperatures upto 45 degree centigrade and manufactured to Indian Standard specifications IS:14846:2000 and IS 1538 of 1976 or any other latest revision, except for details specified otherwise.

The Glandless Sluice Valves are the completely maintenance free valves, at gland portions. The design shall incorporate separate sealing mechanism, instead of bolted male-female gland, for valve sizes above 150 mm. This arrangement shall not be a part of Bonnet and shall be dismantling type. For glandless valve sizes up to 150 mm, the glandless type of arrangement shall be preferably incorporated in the bonnet, itself.]

1.2 Design details and markings.

- a) All the valves to be supplied shall be designed for a pressure rating of 10 bar, with a pipe line flow rate of up to 4.8 meter/second. The valves shall be designed so as to minimize erosion, cavitation and vibration in all positions and to minimize head loss in fully open position. The valve shall be of non-rising inside screw type with cast iron tapered wedge fitted with heavy seat rings. Valves bodies or bonnets shall enable the wedge to be withdrawn well clear of the stream. The dimensions of all the components of valves shall be conforming to IS: 14846:2000. The type and make of all bearings, if fitted, shall be indicated on the drawings and necessary arrangements for lubrication shall be provided.
- b) All valves shall be double flanged, ALT-1 length. Flangeless or water type valves will not be accepted.

- c) The operating mechanism on all valves shall be capable of opening or closing valves against the working pressure of 15% in excess of the normal pressure rating specified.
- d) The complete design as regards arrangement for glandless valve shall be clearly elaborated with detailed drawing. The details of material used for sealing mechanism shall be given.
- e) Each valves shall bear on their bodies as cast indications in raised letter showing:
 - 1) Size of valve
 - 2) Year of Manufacture
 - 3) Manufacturer's name
 - 4) M.C.G.M (engraved on S.S. Plate screwed to the valve body)
 - 5) Pressuring rating
 - 6) Heat Number
 - 7) Valve operating and closing direction on hand wheel.

The serial number of valves shall be punched on the flanges distinctly and legibly on both side flanges of valve.

1.3 Grade of Material.

The material to be used in manufacture of sluice valves shall conform to the data sheet.

1.4 Bodies, Bonnets, Wedges & Stuffing boxes.

Bodies, Bonnets, Wedges and stuffing boxes, sealing arrangement and bush shall be made as per material specifications in Appendix A(v). The area of the water way throughout the body of the valve shall not be less than the area of circle of the valve and centre line of the water way and the axis of spindle shall be exactly perpendicular to each other. The valve opening and closing directions shall be marked on top gland as cast or by anodized plate. The water way shall be machined for smooth passage of water.

The inside dimensions i.e. width and length shall be clearly mentioned and shown in the drawing submitting for approval. Tenderer shall submit the sluice valve drawing showing all the inside dimensions of valve body and dome for the purpose of inter-changeability, at the time of approval of drawing stage.

1.5 Spindle and Nut:

- i) The operating spindle shall be of inside screw non rising type of stainless steel, upset forged to give unbroken grain flow at the thrust collar or fusion welded thrust collar and finished with machine cut

square threads of such length so as to ensure full flow passage through the valve. The square threads shall conform to IS: 4694-1968.

ii) The inside width of body and bonnet of sluice valve shall be adequate enough to enable to replace the wedge nut in the wedge lugs by hand when wedge is in fully closed position.

iii) The spindle of all the valves shall be so screwed (threaded) so as to open the valve when hand wheel is rotated in a clockwise direction. Any other direction of opening other than one specified above will not be accepted.

iv) The key on the spindle shall conform to IS: 2048. All spindle contacting surfaces in neck of stuffing box shall be bushed with L.T. Bronze sleeve of minimum 3 mm thickness. The sleeve should be clearly shown in the drawing.

v) The chemical and tensile properties of the H.T. brass nut shall be supported by the test certificates. All the wedge nut faces shall be machine finished. Nut shall be of forged high tensile brass of quality not inferior to that shown under table of specifications. The nut shall be fixed with wedge in horizontal position at 90 degree to the flow direction.

1.6. The guide channel and lugs shoe.

The guide channel and lugs shoe shall be integrally cast with sluice valve body and wedge respectively through its full travel for all the sizes. The clearance between lugs and guide shall not be more than 3 mm maximum. More clearance from the specified one will cause loose fitting of wedge inside the channel and shall not be accepted.

1.7. Sealing trim.

This shall consist of bronze contact rings of heavy section on each face of the wedge, matching corresponding rings in the body. The rings shall be forced fitted and riveted on the body and wedge recesses by means of special fixtures. On final fitting, the body and wedge shall be accurately sealed together to form a watertight joint. When shut, the wedge shall ride high on the body seal to flow for wear travel of minimum 10 mm

1.8 Back Seat Bush

The Bronze bushes shall be provided below spindle collar with proper sealing as required.

1.9 Valve caps.

The sluice valves will be operated by hand wheel of suitable standard size having smooth surface finish.

The direction of opening and closing in accordance with Clause TS 17.6 shall be indicated on cap as "CAST".

2.0 Valve Flanges

All valve flanges shall be designed to withstand the stresses to which they will be subjected under hydraulic tests. Flanges shall be machined without raised face and designed in accordance with part IV of IS: 1538 "Specifications for C.I. Fittings" and shall be drilled in accordance with table VI of the IS: 1538. The valve flange faces shall be provided with scripting, so as to have proper sealing with the gasket at the time of installation.

Note: The entire works shall be carried out as per the standard guidelines and specifications of the various M.C.G.M departments including the Hydraulic Engineer department.

10.6 ADDITIONAL SPECIFICATIONS

A Storm Water Drain Works:

- 1 The work under this contract requires execution in Nallas/S.W.D subjected to tidal fluctuations moreover, even during fair-season the Nallas/S.W.D carry appreciable quantity of sullage. This fact should be borne in mind by the tenderers while quoting their percentage
- 2 During the course of the work it will be essential to construct temporary coffer dams as and when found necessary and extensive pumping will have to be resorted to for making the site for working conditions. It may be noted that no separate payment for this purpose will be made either for constructing cofferdams or pumping.
- 3 The coffer dams should be constructed as found necessary for proper progress of the work and approved by the Engineer.
- 4 In order to neutralize the action of possibility of uplift forces 150 mm diameter, M. S. pipes 250 mm long and 10 mm thick shall be inserted vertically in the concrete bed of the nalla before concreting. These pipes will be in two rows at a distance of quarter width from the nalla edge and 3 m centre to centre and in a staggered manner. It may be noted that no separate payment will be made for this purpose. However, while paying for the concreting in the nalla bed the whole area of the nalla bed shall be taken into consideration i.e., no deduction in the concrete quantity due to the pipes.
- 5 Adequate working areas may not be available for construction activities. Hence, the contractors may be required to construct accesses wherever feasible, at their own cost. Arrangements for movement of the trucks, machinery etc., along the entire length of the work will also have to be done by the contractors at their own cost. Wherever it would not be

possible for the transport to reach the site of work, the contractors will have to resort to carrying the material by head-load for which no extra payment will be made. During excavation for the work, it may be possible for the contractors to stack excavated material required for back filling after completion of the retaining wall, due to inadequate working place. In such an eventuality, the contractors would be required to transport the excavated material away from the site and bring back the same for refilling at their own cost.

- 6 The contractor should note that in case where it will not be possible to provide necessary water way for the diversion of water course of nalla due to its inadequate width it will be necessary to block the complete water way and make such arrangements either to divert the flow or to resort to pumping the water from upstream side to downstream of work site by using any number of pumps for any length of time. Waterway of the diverted way shall be more than original. Permission to block the complete water way shall be given only after inspecting this arrangement. If work cannot be completed before rains, original water way be restored. No extra payment on this account shall be entertained.
- 7 The payment for excavation shall be made on cross sectional basis. Before starting the work, initial levels will be taken at every 7 m or less depending on site conditions along the entire length of the proposed work. Levels at every 5.00 m intervals would be taken along the width of the section. The quantity of excavation would be computed on the basis of levels thus taken by resorting to the Prismoidal Formula. For establishing the datum line, the average of the two end points of the ultimate cross-section required for excavation work will be considered.
- 8 Normal foundation depth in the section is based on the assumption that good strata (i.e. having bearing pressure of 15 t/Sq. m) will be available at a depth of 1.5 m below the final invert level and up to the top of rubble-soling. In case the soil is not of good quality, it will be necessary to have a deeper excavation, as directed by the Engineer, and the section of the masonry walls will be proportionately modified and payment will be made accordingly.
- 9 Repairs to the damaged S.W.open drain, drain pipes, water entrances shall be carried out by the contractor, as directed by the Engineer, for which payment will be made to the contractor.

B Water Main Works:

- 1 The work of water mains shall be considered complete only after successful pressure test, contractor shall arrange for testing as specified, otherwise, the same shall be tested by the M.C.G.M. at the risk and cost of the contractor.
- 2 If a part of a completed line is required for commissioning, the same shall be handed over to the Corporation after specified testing.

- 3 No extra payment for carrying the material by head load to work site shall be considered under any circumstances.
- 4 The cross connection works etc. are required to be planned in view of the water supply hours in a particular area. Extra payment shall not be considered for works carried out during early, late or night hours. If contractor fail to carry out the work within the non-supply hours, the same shall be carried out by M.C.G.M. at the risk and cost of the contractor and recoveries shall be affected from the dues payable to the contractor.
- 5 The contractor, at their cost, shall submit two sets of "As laid" drawings of water main showing actual alignment, levels, dipping etc. as per the offsets and levels taken during the execution of the work.
- 6 The contractor (s) shall note that only 95% payment of payable amount towards the water mains will be released for the completed work and balance 5% shall be released after completing the following works:
 - a) **Testing of pipeline satisfactorily & obtaining necessary test certificate.**
 - b) **Reinstatement of trenches.**
 - c) **Returning of reclaimed materials to the Municipal store if any.**
- 7 The contractor shall provide at his cost 20mm.thick minimum 3 m x 2 m or 4 m x 2 m M.S plates for covering the trenches temporarily at road crossing or building entrance, as directed by the Engineer.
- 8 The lead joints are not allowed for laying of water main/s. If needed the specific sanction of Concerned Executive Engineer shall be obtained for the same.

10.7 CEMENT MORTAR LINING SPECIFICATION:

WORKS SPECIFICATIONS FOR CLEANING AND PROVIDING CEMENT MORTAR LINING INSITU TO THE WATER SUPPLY PIPELINES:

1 SCOPE OF THE SPECIFICATIONS

These specifications cover the following works:

- 1 Making access openings for cleaning and cement mortar lining for underground and above ground pipeline.
- 2 Cleaning the internal surface of pipelines.
- 3 Providing cement mortar lining (Hand lining and machine lining) to underground and above aboveground pipelines.

- 4 Painting the pipelines on sides of line valve, expansion joints, saddles of manholes, Air valves, Scour valves etc.
- 5 Testing the lined surface.
- 6 Closing the access openings and other ancillary works like cleanup of the site etc.

The material used and the processes of work carried out under the contract conform to the following specifications:

American Water Works Association for Cement

Mortar Lining of water pipelines (latest revised) A.W.W.A, C-602-06

American Society for Testing Materials A.S.T.M, C-143

Indian Standard Specifications (Latest versions)

2 WORK PLAN

- 1 The work plan for the speedy and efficient execution of the work should be inclusive of mortar lining activity.
- 2 The mortar lining work shall be executed as per the work plan submitted by the tenderer / contractor as per G.C.C subject to the approval of the Engineer.
- 3 Should the Engineer suggest any modification in the work plan, the tenderer / contractor shall modify the same as per the instructions of the Engineer. In any event, the responsibility of satisfactory execution of the work shall solely lie with the contractor.

3 PLANT AND EQUIPMENT

- The Contractor shall use on the work the plant and equipment that shall be in good working condition and shall be sufficient and appropriate for the rate of progress expected on the work.
- If during the execution of the work, it is found that the plant and equipment is inefficient, inappropriate or insufficient, the Engineer shall direct the contractor to repair, replace or bring additional plant and equipment and the contractor shall immediately take the necessary action so as to comply with the Engineer's directions.
- Before actually using the equipment for the execution of the work, the contractor shall carry out test cement mortar lining for the Engineer's approval and only upon such satisfactory test run, the plant and equipment shall be employed in the work.
- No claim for any delay on account of such testing, retesting repairs, replacement etc shall be entertained by the Corporation.
- Keeping sufficient stock of spares shall be in the interest of the contractor as no claim on account of delay in procuring such spares shall be entertained by the Corporation.
- Attention of the tenderers / contractors is invited to condition no 76 of G.C.C in this regard.

4 MATERIALS

General.

- 1** Portland cement conforming to IS: 8112 shall be used by the contractor.
- 2** General indication is that locally available sand may not be suitable for mortar lining. The locally available sand consists of siliceous gritty materials obtained from rock fragments. It is therefore proposed not to use local sand in this work and to use quartz sand which is available at places near Godhra Baroda, Wadi etc. These places are about 300 K.m to 400 K.m from the work site.
- 3** It would be necessary to properly grade the sand and blend the same before using it on works.
- 4** The Contractor should arrange to receive / procure oven dry sand in gunny bags or paper bags each not weighing less than 50 Kg before it is used on work.
- 5** All expenses of blending the sand, carrying out tests on sand, drying the sand, loading and transporting the same to the work site and storing in the godowns, re drying it before use if required shall be borne by the contractor.
- 6** Contractor should therefore make their own enquiries before bidding and ascertain about the specifications, grades and quantity available at places for selecting sand which will give the work of desired quality. The contractor shall indicate the place from where they would obtain sand and get the sample approved from the Engineer. All costs in connection with the sampling and testing of sand shall be borne by the contractors. The contractors shall also give the sand samples.
- 7** Water for the work shall be supplied by the Corporation from the nearest water main. The contractor shall, however, make arrangements for conveying the water to the sites of work at his own cost. The cost of making water connections & disconnecting after the work is completed shall be borne by the contractor. The contractor shall make necessary arrangement for storage of sufficient water at his own cost.
- 8** All materials furnished by contractor for being incorporated in the work shall be subject to the inspection & approval of the Engineer. No material shall be delivered to the work site without approval of Engineer. Labour & other facilities for handling & inspection of materials by the Engineer shall be furnished by the contractors at no extra cost of the corporation.
- 9** As soon as possible but before commencement of mortar lining work, the contractor shall submit to Engineer all relevant data relating to the materials & equipment he proposes to use on the work. Such data shall be in sufficient details to enable the Engineer to identify the particular product/material & to form his own opinion as regards their quality & conformity to the specification. Any material rejected by the Engineer shall be immediately removed from the work site, entirely at the cost of the contractor.
- 10** On demand from the Engineer, the contractor shall furnish samples of sand & any other material, the contractor wishes to use, for testing. The cost of supplying such material & testing the same shall be borne by the contractor.
- 11** Storage of materials
- 12** All material to be incorporated in the work shall be stored & handled by contractor in a manner satisfactorily to the Engineer.
- 13** Cement shall be stored in cement godowns. Sand shall be stored under roof, and on prepared floors where it shall not come in contact with any foreign material.
- 14** The cement shall be stored in weather proof godown or cement silos specially constructed for the purpose in such a manner as to prevent deterioration due to moisture or intrusion of foreign

matter. The weather proof godown shall have a solid impervious floor raised 300 mm above the general ground level so that, the cement stored thereon shall not come in direct contact with sub-soil moisture. The passage and the general construction shall be such that it affords full protection from weather effects. Large stock of cement shall not be kept to maintain continuity of the work.

- 15 No cement that has been stored for more than 120 days shall ordinarily be allowed to use on the work. Cement stored for longer period than 90 days shall be used on works only with the specific written permission of the Engineer who shall ascertain its quality after due testing in then laboratory before giving such permission. All expenses in connection with the tests shall be borne by the contractors.
- 16 For testing the quality of cement which is procured by the contractors, samples shall be taken from every consignment arrived at the site of the work at the option of the Engineer. The contractors shall afford every facility to the Engineer for inspection and sampling of cement.
- 17 The cement shall be arranged by the contractor that each consignment could be stacked separately and in such a manner so as to allow counting of bags in each row with ease. The test results, shall ordinarily, be available within week of sampling and the contractors shall not use any part of consignment until the results of tests are received and are found satisfactory. Should however, the use of such cement becomes imperative before the test result are received, the contractors may do so entirely at their own risk and cost. The whole of such work carried out by them is liable for rejection, if the test results are found unsatisfactory. Any consignment failing to meet the requirements of accepted standard shall be rejected and shall be removed from the work site within 48 hours of the intimation from the Engineer. The decision of the Engineer in this respect shall be final and binding on the contractor.
- 18 The cement is to be procured by the contractor directly from open market, all charges in connection with the testing of cement such as transport of samples, testing fees etc shall be borne by the contractor.
- 19 The quantity of cement consumed per day will be considerably large, contractor should make adequate arrangement for procurement and transporting of cement and storing at site stores and re-transporting of cement to work site etc. Contractor will be fully responsible for the quality and quantity of cement on site, notwithstanding the control, custody and supervision of the Engineer.

Sand:

Sand shall consist of inert granular material. The grains shall be strong, durable and uncoated. The sand shall be well graded and shall pass No. 16 mesh screen with not more than 5 per cent passing No. 100 sieve (Sieve sizes as specified in A.S.T.M E 11)

Deleterious substances in sand:

Sand shall be free from injurious amount of dust, clay, lumps, shale, soft or flaky particles mica, loam oil, alkali and other deleterious substances. The total weight of such substances shall not exceed 3 per cent of the combined weight of the substances and the sand that contain them. In addition, limitations shall apply to specific substances as follows:

Substances	Maximum allowable substance by weight
Shale	1%
Clay lumps	1%
Mica and deleterious substance other than shale and clay lumps	2%

Organic impurities:

Sand shall not show a color value darker than the reference standard color solution prepared as required in ASTM C-40. Test for organic impurities in sand for concrete as last revised. The grading of sand when analyzed by the method of sieve analysis shall be within the limits given below. If however, the bidder by his experience feel that the same results can be achieved by using sand of different grading than given below. He will be free to use that grading of sand.

Sieve analysis shall be carried out twice a week or as directed by the Engineer and shall confirmed the following gradation of sand if sand does not conform, the following gradation of sand, the sand shall be rejected.

Contractors shall provide sieves as well as sieve analysis apparatus for testing the sand.

U.S. Standard Sieve	Indian Standard Sieve	Sieve Size	Percentage by weight passing
16	120	1.20mm	100
20	85	850 microns	95-100
30	60	600 microns	85-95
40	42	420 microns	45-60
60	25	250 microns	5-25
100	15	150 microns	2-5

The following two field tests for ascertaining the percentage of clay lumps and impervious organic impurities shall be carried out by the contractors when ordered by the Engineer.

i) Test for determining silt in sand:

Fill a calibrated tumbler with sand to be tested to half its volume and add water until the tumbler is three quarters full. Shake up the mixture vigorously and allow it to settle for about an hour. The volume of silt visible on top of the sand shall be measured. If the volume of the silt standing over the sand exceeds 3 % of the total volume of the sand, then the sand shall be rejected.

ii) Calorimetric test fir organic impurities:

The sample of sand shall be mixed with an equal volume of 3% solution. (about 30gm in litre of water) of caustic soda (Sodium Hydroxide), placed in a plain glass and allowed to stand for 24 hours. The liquid standing above the sand at the end if the test shall not be darker than light straw (pale yellow) color, or the reference standard color solution “prepared as required in ASTM C-40”. “Test for organic impurities in sands for concrete” as last revised. If the color is dark yellow or brown the presence of organic material in an excessive amount is indicated.

WATER:

Water for mixing mortar, curing, mortar lining or washing sand shall be clean and free from all harmful impurities such as silt, mud, oil, organic material or other deleterious materials. Potable water shall generally be found fit for preparation of mortar etc.

ADMIXTURES:

To improve workability, density and strength in the mortar admixture conforming to the latest edition of ASTM C- 494 “Specifications for chemical admixtures for Concrete” may be used at the option of the contractor, provided that the ratio of admixtures to Portland cement does not exceed that used in ASTM C-494 qualification tests. No admixtures shall be used that would have a deleterious effect on potable water flowing in the pipe after the lining has been placed.

CEMENT MORTAR:

- 1 The composition of mortar for the lining shall be composed of cement, sand and water that are well mixed and of such consistency as to produce a dense, homogeneous lining that will adhere firmly to the pipe surface.
- 2 The proportion of cement and sand for mortar-lining work will generally be 1:1 by weight. Contractors are expected to quote the rate on the basis of this proportion.
- 3 The water cement ratio shall be carefully controlled and shall be kept to the minimum necessary to obtain the mortar that can be applied well. The water cement ratio shall not exceed 0.35 in any case.
- 4 The mortar shall be mixed by machine for a sufficient length of time to obtain maximum plasticity. In general it shall be mixed for at least 3 minutes after the last water is added. The method of mixing shall be subject to the approval of the Engineer.
- 5 Only that quantity of mortar shall be mixed which can be used up in a continuous process within an hour after it has been mixed. No mortar that has attained the initial set and / or one hour has elapsed after nixing shall be used.
- 6 The lining shall be uniform in thickness except at joints or deformation in pipeline.

7 FIELD TESTS:

The following field tests shall be carried out by the contractor at his cost for determining the quality of mortar:

a Slump Test

b Cube Test

c Testing the thickness of lining

Details of each test are described below:

a) Slump Test:

Fresh mortar mixed in power mix may be taken for slump test, the water content shall be as minimum as possible. Slump test should be done once in a day or as described by the Engineer using the freshly mixed mortar immediately prior to the mortar being fed to the lining machine. The slump shall not exceed 25 mm to 30 mm. The test should be made in accordance with ASTM C-143. In the event of any failure, in respect of the above test, the site Engineer will take suitable action including stoppage of the work.

b) Cube Test:

After the slump test is carried out cubes of cement mortar of the size 10 cm x 10 cm x 10 cm shall be taken out. These cubes shall then be tested at 3 days and 28 days for finding out crushing strength of mortar.

The casting of the cubes shall be done on all the days of mortar lining. The contractor shall make the arrangement of cube testing machine at site.

The minimum compressive strength of the mortar for the designed mix by volume at 3 days shall be 180 Kg/cm² and at 28 days shall be 315 Kg/cm².

Failure of the cube test may entail partial or whole demolition of such work, penalties of the contractor concerned and / or such other similar steps. In case of any dispute the decision of the Engineer shall be binding on the contractors.

c) Testing for layer thickness:

The layer thickness test shall be carried on ends of freshly lined pipes either by inserting gauge which shall be graduated needle which will give accurate measurement. Tolerance in thickness on positive side shall not be more than 3 mm. However, there shall be no negative tolerance in a thickness. This will be measured on the pipe plate where there are no joints or deformation in pipe more than 5% in dia.

Contractor may use hand drill or electric drill to measure the thickness at every 50 mtrs. The lining thickness shall be measured at every 50 meters length by drilling holes in the hardest mortar at diametrical opposite sides by a depth gauge. The holes shall be then closed by hand application of mortar.

8 MAKING ACCESSES:

Excavation

- 1) For the lining of underground pipelines, the contractor shall excavate the trench at the predetermined locations in consultation with the Engineer for making access in the pipeline. The excavation shall be kept to the minimum required for the proper performance of the work.
- 2) The sides of the trench shall be properly shored to avoid any collapse of sides. Shoring shall be maintained till the work in the trench is completed. The gunite / colcrete / concrete cover shall be broken wherever necessary.
- 3) All excavated material shall be removed immediately after excavation to a place shown by the Engineer. This will keep the site of work clean and neat. It shall not cause additional hindrance to the traffic if any. The excavated material transported to the dumping site shall be levied to the satisfaction of the Engineer. The material for refilling shall be provided by the contractor at his cost.
- 4) The trench shall be properly fenced and lighted during pendency of the work to the satisfaction of the Engineer.
- 5) All subsoil water, leakage water, water from flushing; and water in creek area etc shall be pumped out by the contractor by using suitable water pumps and the trench shall be kept dry till the work in the trench is completed. All such pumped out water shall be properly drained into the nearby water course or drainage system and in no case the water shall be allowed to be let out on the road or close to the work area. The contractor shall, for this purpose, have sufficiently long delivery pipes etc.
- 6) No extra payment shall be made for the dewatering and draining out the water as stated above.
- 7) **Cutting the pipe for making Access:**
- 8) The contractor shall cut the pipe at the predetermined location. The number of openings and the size of opening shall be minimum required. They shall not be spaced at less than 400 mtrs unless approved by the Engineer.

9) Depending upon the size of the pipeline and the equipment to be used either a short length of pipeline shall be removed or only the upper half segment of the pipe of the required min. length shall be out. Access holes shall be cut only after obtaining Engineer's prior permission.

10) The pipe shall be cut either by gas cutting or by any other approved method. The cut piece shall be numbered and kept in the contractor's yard. The same piece of pipe shall be used for closing the opening after cleaning and lining.

11) The Contractor shall also be allowed to cut 600 mm dia. manholes (feed holes) at a suitable distance according to requirement for access for the purpose of hand-lining ventilation, or inspection etc. Access holes shall be cut only after obtaining Engineer's prior permission.

9) CLEANING THE INTERNAL SURFACE OF PIPELINE

1 Length of the pipe line to be cleaned and lined from each access opening shall be the maximum length possible and the cleaning and lining shall be done in two directions from the opening wherever possible.

2 The pipelines to be cleaned and mortar lined is laid newly. Normally, cleaning with wire brushes, hard brooms or such similar devices should be sufficient, to remove all the rust, dust, silt etc. However, where the Engineer thinks that manual cleaning as described above shall not give proper results in any section of pipeline, the contractor shall clean such section with mechanical cleaning devices such as mechanical scrapers etc Engineer's decision in regard to the method shall be done at no extra cost to Corporation and contractor should quote accordingly. Hydraulic cleaning, however, shall not be allowed.

3 After cleaning the internal surface of pipeline is completed as described above, the pipeline cleaned with duster shall be flushed with water. All flushing water shall be pumped out by the contractor as already described above. The solid waste shall be disposed off as directed by the Engineer. The rate also includes artificial drying by air drying etc. for pipeline in marshy area.

10) PROVIDING CEMENT MORTAR LINING

The cement mortar lining process shall not be started until inspection of scrapped & cleaned mains is made by the Engineer and permission has been obtained from him.

The cement mortar lining shall be placed by cement mortar lining machine. The lining machine shall be of the type that has been used successfully for similar work over a period of at least 3 years and the trial lining is found to be satisfactory.

The tenderer shall designate the type (or types) of the machine, he proposes to use & shall present evidence that his firm has used similar machine (s) and has carried out satisfactorily the work of nature similar to the proposed work.

Applicator head of the lining machine shall centrifugally project the mortar against the internal surface of the pipe at high velocity in such a manner that it will produce a dense mortar lining of uniform required thickness.

The cement mortar lining machine shall have an attachment with rotating or drag trowels following the applicator head for troweling the cement mortar lining to smooth, head surface of uniform thickness. It shall exert uniform pressure on lining giving the finished surface free of spiral shoulders. The operation to trowels shall be continuous during the application of cement mortar lining. The trowels shall be cleaned at frequent intervals to remove the accumulated mortar on the trowels before it is set.

The cement mortar lining machine shall move ahead of lining, so that nothing will come in contact with the troweled surface until it has attached its final set.

The forward movement of the machine and the mechanical placing of the mortar shall be so controlled that a uniform required thickness of lining is assured as specified above. Ridges or uneven build up caused by irregularity of trowel rate of machine shall not be allowed.

Thickness of lining shall be checked frequently as the Engineer may direct in order to maintain proper control on the lining operations. Graduated needle or another approved appliance shall be used for measuring the thickness. The tolerance in the lining thickness shall be +3 mm. There being no minus tolerance.

Hand placing of mortar shall not be permitted except adjacent to specials or at other places where machine placing is impossible or impracticable. Hand placing shall also be permitted for the sections of pipe used to close the access openings. Same quality of mortar used for machine lining shall be used for hand lining. Hand placing of mortar shall also be done for the short length of pipes used as branches or manholes and smaller dia. pipe bends tapers, cross connections, dipping etc. where machine lining is not possible. All such mortar lining of branches up to 1mt. lengths shall be done by the contractor at no extra cost to the corporation and the rate for cement mortar lining the main pipeline shall be deemed to have included this cost. Hand placed lining shall be troweled smooth by street trowels.

10.1 All waste materials, spatter and mortar of improper consistence such as may result from starting or stopping the lining machine shall be removed from the pipe ahead of trowels. Only mortar of required consistence and which adheres to the pipe shall be troweled finally to form the finished lining.

10.2 If any section of lining shows evidence of failure, undue irregularity or inferior workmanship, requires excessive patching or shows segregation or deficiency in cement content, the contractor shall remove the faulty section, re-clean the pipe and reline in accordance with these specifications at no extra cost to the Corporation.

10.3 Immediately after the lining of a section of pipeline is completed, all valves, branches, air valves, appurtenances etc in that section shall be cleaned of mortar by the contractor and as directed by the Engineer, to bring them to original working condition.

12.4 The contractor shall guarantee the finished lining to be free from defective material and workmanship for period of 24 months from the date of acceptance of work by the Engineer.

11 CURING

11.1 Immediately upon the completion of the lining of a length of a pipeline between access openings or at the end of day's run, that section of pipeline shall be closed at each end and the access openings shall be covered to prevent the circulation of air. As soon as practicable after placing of the lining, sufficient amount of water shall be introduced into the section between the bulk heads of valves to create a moist atmosphere and to keep the lining damp, till that section is charged.

11.2 The contractor may alternatively use water sprinklers to keep the lining moist and cure it, subject to the satisfactory evidence regarding its effectiveness.

12 INSPECTION AND TESTING

12.1The Engineer shall examine the lined sections of the pipeline with regard to the thickness of lining, its smoothness and cracks in the surface as well as bonding strength and homogeneity. The contractor shall give all necessary help and all facilities to the Engineer for the inspection.

12.2 Cement mortar lining that has not been applied and cured and/or the result of which is not in compliance with these specifications shall be declared unsatisfactory by the Engineer and such sections of pipelines shall be recleaned and relined by the contractor at his cost to the satisfaction of the Engineer.

13 CLEANING AND DISINFECTION

13.1 Upon completion of the work and before chlorinating, all fragments of mortar and the debris be removed by the contractor so that the pipeline is clean and ready for use in all respects pending chlorination.

13.2 Upon completion of the cleaning as mentioned above and after inspection and approval by the Engineer the contractor shall chlorinate that section of the pipeline to the satisfaction of the Engineer by giving an approved dose of chlorine with water and keeping it in that section of pipeline for at least 24 hrs. All material, labour and equipment for chlorination shall be supplied by the contractor. After disinfection in the above manner that section of the pipeline shall flushed out.

14 CLOSING THE ACCESS OPENINGS

14.1 The access openings shall be closed by welding the pipe piece at its original place. Before welding, this pipe piece shall be scrapped and cleaned manually and mortar lined by hand application, troweled and cured to the satisfaction of the Engineer. The edges of the pipe piece and the opening shall be gas cut to form 'V' edges and welded together as per the relevant L.S specifications for welding M.S plates.

14.2 Before the trench is refilled with selected material in layers not exceeding 30 cms, the damaged gunite / concrete / colcrete cover shall be made good with M15 cement concrete up to the level of surrounding encasement in concrete / colcrete or 15 cm in case of gunited pipes as specified. The refilled material shall be properly consolidated by watering and ramming. The refilling shall be done upto the original road surface or the surrounding ground.

A cut hole of suitable size of circular opening shall be taken as directed, for the internal welding of access opening. The same shall be welded back to the pipe including fixing doubler plate as directed by the Engineer. Before welding, the internal surface of cut hole piece shall be scrapped and painted with one coat of zinc, rich epoxy primer and three coats of Inertol – 49 W thick or any other approved equivalent paint as per specifications given hereinafter. Contractor shall weld stiffener plate of required size and shape on the rectangular access opening where necessary and as per directions of the Engineer.

In case of 600 mm circular opening taken for hand mortar lining, the internal surface of opening shall be scrapped and painted with 1 coat of zinc, rich epoxy primer and 3 coats of Inertol – 49 W thick or any other approved equivalent paint. The same shall be welded back by fixing doubler plate of required size and as directed by the Engineer.

10.8 ADDITIONAL CONDITIONS FOR MICRO TUNNELING AND PIPE JACKING METHOD WORK

1. Nature and extent of work:

1. Providing and laying W.M. using Micro Tunneling and Jacking Pushing Method across highways, bridges, heavy traffic junctions, Railway lines, Marshy land or Creek etc.

1. Erection of Driving and Receiving Shafts at Nodal Points, preferably at the ends.

2. Excavating the tunnel by MTBM from driving shaft through receiving shaft at a considerable depth.

3. Jacking Pushing of RC / MS pipe Sleeve through a tunnel from driving shaft through receiving shaft.

4. Annular space is to be filled with RMC M20 grade concrete or rich 1:3 cement grout to have an encasement of the M.S. carrier Pipe Externally.

5. Providing and Laying M.S. water main beyond Micro tunneling shaft thereby maintaining a gradual slope of about 45 degrees / as directed by the Engineer to connect the same with existing W.M. using conventional open trench technology.

6. Installation of various appurtenances such as B.F.V, K.A.V, S.P.F.H, Manholes etc. at various locations as directed by the Engineer.

7. Construction of Chambers with M.S frame and cover for B.F.V. etc.

8. Refilling and Reinstatement of the trenches as per Municipal norms.

9. Hydraulic Testing of pipelines to the satisfaction of B.M.C.

It shall be obligatory for the Contractors to carry out geotech investigations as considered necessary by them and satisfy themselves of the adequacy of their testing. They shall ensure that the methods and equipment they propose are in accordance with the geotechnical and other requirements pertaining to the sites. The Employer / Engineer shall not be responsible for any changes in method or equipment necessitated during execution of the work and it shall be contractor's sole responsibility to ensure deployment of proper method and equipment for the work. The Bidder shall, on his own accord collect information about likely geotechnical conditions at the sites. Any risks assumed by the applicant by solely depending on his current knowledge of the sites of the information currently available on the ground condition any physical obstructions and geological and geotechnical data on soils/rock of the area shall be entirely his own and shall be wholly and fully responsible for any consequential expenses arising as a result of the risk he assumed. He shall not resort to any compensation claim under the contract for differing ground condition that he may encounter as a result of assuming the risk. The extent and scope of the applicant's geological and geotechnical investigation along the final pipeline route would depend on the type and model of the systems that he proposes to use in the project. The applicant shall therefore carry out the necessary geological and geotechnical investigation of the sites and testing of the soils/rock (to determine compressive and tensile strength, abrasivity, mineral composition of the rock etc.) to be encountered along the pipeline route in the sites, as deemed necessary. The applicant shall ensure that the Trench-less Technology system including where Microtunneling is stipulated as mandatory shall successfully excavate in the wide ranging ground conditions, from water charged clayey strata with boulder's to rocky strata, likely to be encountered at the sites.

2. Excavation of shaft:

a) Items for extra over tunnel excavation in rock and boulders are included in the Bills of Quantities for the breaking up and removal of rock, boulders, concrete or solid brickwork, etc. encountered in the course of excavation.

~~b) Allowances for an extra over item to the rate of excavation will be made for the breaking up and removal of rock, concrete or solid Brickwork etc. encountered in the course of excavation for tunnel.~~

~~e) The Contractor's rates for tunnelling / drilling shall allow for reinstatement of jacking pit, receiving pit, rescue pit, access pit, area disturbed or damaged by the excavation work or movement of heavy construction equipment in vicinity of the site and also for maintenance of foundation and surface of roads, kerbs, footways and turfed areas disturbed or damaged by the tunnelling / drilling activity, whether public or private to the entire satisfaction of the Engineer.~~

d) *The Contractor is to allow in his rates for excavation for supporting, securing and protecting any pipelines, cables or services crossing or in close proximity to the excavations except that separate items are to be priced for large pipes of 600mm diameter and above where such pipes actually pass through the excavations for the permanent Works.*

e) *Location of shaft should correspond to proposed nodes. ~~No extra payment for shaft excavations shall be considered as the rate for tunneling is considered to be inclusive of shafts.~~*

f) *The Contractor is to allow in his rates for the design and construction of the Jacking / launching and receiving pits, thrust wall, installation of jacking equipment, installation of any other equipment, sheeting / shoring, bracing, etc., and for the efficient execution of the work.*

g) It is the responsibility of the Contractor to ensure that the completed tunnels are watertight. If leakage occurs before completion or during the maintenance period, the Contractor shall carry out any remedial work that may be necessary to make the Works watertight all at his own expense.

h) It is deemed that the Contractor's micro tunneling equipment for rock excavation shall have capability to excavate much harder rock materials than the above described rock and the Contractor's price for micro tunneling in rock shall deemed to be included for excavating such harder rock as well.

3. Construction of Jacking and Receiving Shaft:

The excavations for Jacking or Receiving shafts may be used for construction of manholes or valve chambers if required. The Contractor shall submit to the Engineer for approval dimensioned drawings and calculations of the timbering or trench sheeting details for the shafts. Each shaft shall have a separate ladder bay for access which shall be isolated from the part of the shaft used for hoisting materials. The shaft trenching shall be watertight and shall prevent any pressurised slurry from the tunnel face reaching the shaft The shaft shall be kept dry at all times and shall have a drainage sump to pump out the ingress water. The Contractor is deemed to be fully aware of the serious consequences to the tunneling equipment and other accessories if the shaft is flooded. He shall take every precaution to avoid flooding in the shaft The shaft shall be well protected against surface runoff getting into the shaft. The contractor shall be solely responsible for any consequential delays and expenditure arising as a result flooding the shaft. The shaft floor shall be designed to withstand the tunnel machine and other accessories. The Contractor shall be solely responsible for providing and subsequent removal of shoring to the shafts or pits and ensuring stability of the sides of such excavations and safety of adjoining structures. The sizes of the shafts shall be kept as small as possible considering site constraints. Equipment manufacturer's data on required shaft sizes shall be furnished to the Engineer along with the bid. The sizes of pits shall take due cognizance of available

space needed for jacking frame, shoring or feed pumps or other ancillary equipment, thrust wall and entrance ring.

4. Reinstatement of Road and affected Surfaces:

The Contractor shall carry out the reinstatement of road foundation and road surface in accordance with the Specifications and requirements of the Roads Department, B.M.C. This shall include machine-paving as and when directed by the Engineer. Where road markings are affected, the Contractor shall reinstate with thermoplastic instead of paintings to the satisfaction of Roads Department, B.M.C. The Contractor shall include in his rates for compliance with all the conditions stipulated above. The Contractor will be required to maintain in a clean, safe and tidy state the temporary reinstatement of trench and other damage surfaces in roads as specified previously until such time as the permanent reinstatement is carried out. Permanent reinstatement must only be carried out on receipt of an instruction from the Engineer and the reinstatement will then be commenced within 3 days and completed as soon as possible. The Engineer may instruct the Contractor to reinstate the road intersections as the work proceeds. The reinstatement must comply with all the requirements of the PWD or B.M.C. Any work not conforming in standard or meet the requirements of the Engineer or the concerned authorities must be immediately removed and replaced. Should the Contractor fail to carry out all the required reinstatement works within 7 days of his being instructed to do so, the Engineer may arrange for the execution of the work at the expense of the Contractor. On completion of the reinstatement the Contractor will be required to maintain all the road surfaces etc., affected for the full period of the Contract and Maintenance Period. All faults, settlement etc., developing within this period must be made good immediately upon receipt of an instruction from the Engineer. The Contractor attention is also drawn to the fact that he will be liable for all claims for injury or damage arising from any defect in the reinstated road surface during the Contract and Maintenance Periods. The Contractor shall allow for carrying out this reinstatement work in one or more stages; the maintenance of the reinstatement to the satisfaction of the Engineer; the provision of temporary surfacing, maintenance and subsequent breaking out and removal in the event of this being required for the reinstatement of carriageways; reinstating whatever widths shall have been taken out and any additional width the Engineer considers require reinstating due to the Contractor's operations or to subsidence or traffic; any expense incurred in carrying out the work in short lengths or in stages. The Contractor shall also allow for the complete reinstatement of all surfaces damaged in side-tables, and all Private or Government's or Corporation's Lands to approval of the Engineer and generally to a condition at least equal to the original ground surface before the Works commenced. In the event of the Contractor failing to carry out maintenance work and this work being done by others, on the others of the Engineer as set out in the Specification, then the cost so incurred shall be borne by the Contractor and deducted from money due or to become due to the Contractor. The Contractor shall also allow for matching paving in all reinstatement of road surfaces.

~~4) CONTRACTOR'S submittals:~~

~~4.1 General information on submittals.~~

~~To ensure compliance with the requirements specified in the Contract, the contractor shall make a number of submittals as described in the following clauses to the Engineer for approval by the specified time. The contractor shall ensure that the submittals prepared are of good professional standard, comply with all the requirements specified in the contract and complete with all details and information to enable the Engineer to evaluate and approve the submission. It shall be clearly~~

~~understood by the contractor that he shall not commence any work without the approval of the submittals by the Engineer. Submittals by the contractor shall, interalia, include Contractor's method of construction, Microtunneling equipment description and literature, Jacking system and maximum jacking loads, Pipe designs and shop drawings and calculation demonstrating the ability to sustain maximum jacking loads, Intermediate jacking stations details, Lubrication system, Bentonite injection system details, Ground water control details, Entry and exit details, Jacking and receiving shaft design details, Thrust block details, Muck removal and disposal, Horizontal Directional Drilling Equipment, buried services details, detection equipment or any other trench less technology system equipment etc.~~

~~4.2 Submittal on geotechnical profile and geotechnical reports along the pipeline route.~~

~~The Contractor shall establish the subsurface ground conditions and their range of variability along the pipeline before embarking on the works. He shall clearly identify the types of soil or rock that is likely to be encountered during boring or tunnelling along the entire pipeline alignment. If found necessary he shall carryout simple probing techniques (Geophysical soundings or Seismic refraction method) at closer interval and determine accurately the types of ground to be expected during boring/ tunnelling. He shall prepare a comprehensive geotechnical profile along the pipeline route with detailed descriptions of the types of soil or rock to be expected during boring/ tunnelling. The Contractor shall endeavour to carry out essential geotechnical investigations and tests (Field as well as laboratory) immediately after award of the work for enabling him to select appropriate equipment/methods. The Contractor shall be solely responsible for geotechnical investigations and the inference drawn from such investigations as well as the adequacy of the equipment and method adopted by him. However, other progress of works like construction of shafts etc. may be continued simultaneously.~~

~~4.3 Submittal on micro tunneling system.~~

~~The bidder / contractor shall furnish name of the micro tunneling, model, manufacturer's technical literature for the equipment and all other data along with their bid. Any amendments deemed necessary by the Contractors shall be submitted along with the geotechnical profile within 3 days of submission of geotechnical profile to B.M.C.~~

~~4.4 Submittal on site layout.~~

~~Contractor's attention is drawn to various clauses in the document with regard to the site constraints and space availability in all the sites. The contractor shall carefully examine the site and prepare site layout plans showing the arrangement of various ancillary equipment required for works, such as approaches for equipment, spoil removal equipment and slurry tanks, bentonite systems/ mud recycling system, generators, control cabin, tracking facilities, crane, storage of pipes etc. for each drive and submit them progressively to Engineer for approval.~~

~~4.5 Submittal on existing pipe levels, location of shafts and new pipeline alignment.~~

~~The contractor shall survey and verify the as built invert levels of the upstream and downstream pipelines and manholes shown on the contract drawings for all the sites. The contractor shall confirm or insert the correct as-built levels in the contract drawings and submit them to the Engineer for necessary amendments and re-issue of the contract drawings for construction. Under no circumstances the contractor shall commence works without verifying the as built levels and obtaining the approval of the Engineer.~~

The Contractor will be required to set out and plan the actual route for the pipe laying well in advance of actual excavations. Trial holes/ probing and other preliminary surveys must be carried out and the resulting information carefully plotted. A copy of all preliminary surveys and the results of exploratory excavations must be supplied to the Engineer. For convenience of construction, if the Contractor prefers changes to the pipeline alignment or the location of manholes shown on the contract drawings, he shall incorporate such changes in his submittals to the Engineer for approval. The Engineer would evaluate and approve if the proposed changes are found to be economically and technically, and functionally acceptable. It shall be clearly understood by the Contractor that any construction risks and additional costs arising as a result of Contractor's changes made to the original pipeline design shall be entirely borne by the Contractor.

4.6 Submittal on jacking and receiving shaft design

The Contractor shall submit the design and construction details of the jacking and receiving shaft and their proposed locations along the pipeline route to the Engineer for approval. The Contractor's design shall ensure that the shaft dimensions are absolute minimum required and method of construction shall be such that the shafts are constructed without causing unacceptable obstruction to the existing traffic flow in the vicinity of the construction. The minimum size of the shaft shall, however, permit construction of appropriate manhole / valve chambers as per the requirements. The Contractors shall also submit design and construction details of decking, if required, for the shaft. The Contractor shall be deemed to have allowed for in his Bid for such decking work necessary to maintain the traffic flow. The submittal shall also include details on shoring system, entry and exit arrangement, thrust wall layout and design details, general layout of guide rail and jacking table arrangement etc.

4.7 Submittals for obtaining approval from authorities

The contractor shall submit separate schedule for obtaining approval of various authorities and obtain specific permission or approval through the engineer. The Contractor shall be responsible for obtaining permissions from traffic police, PWD, and Railway authorities with due regard to the method of work and detailed designs involved. The contractor shall be responsible for submission of the detailed designs and clarification on time to the concerned authorities. The Employer shall arrange to pay for the way leave charges or supervision charges only as demanded by railway or PWD authorities.

4.8 Submittal on buried services and obstructions

The contractors shall investigate and determine the actual location of the buried or over the ground services and physical obstructions, if any, along the pipeline route and at his chosen locations of the jacking and receiving shafts, and submit service location drawings to the authorities responsible for electricity, telecom, water, pipeline, gas etc. and obtain their approval or permission to excavate in their vicinity. The Contractor shall not interfere with the operation of any existing or proposed service. He shall carefully plan the pipeline route and the locations of the shafts and manholes and shall identify the services that require diversion well ahead so as to give ample time to the authorities to divert the services or give approval to carry out the diversion by others. Where applicable, the Engineer would assist the contractors in getting the approval as expeditiously as possible from authorities. If in the opinion of the Engineer any services that are within the manhole proper or affecting the alignment and require permanent diversion, they shall be diverted at the expenses of the Corporation. Expenses for all other diversions and temporary protection of services shall be borne by the Contractor. Any consequential delays or expenditure arising from Contractors' carelessness or lack

of foresight on this matter shall be entirely borne by the Contractor. The Contractor shall fully cooperate with the Engineer and the authorities and shall have no claim for delay due to such relocation of services. The Contractor shall allow for sufficient time for getting the permissions from the authorities.

4.9 Submittal on monitoring of ground settlement and upheaval

The contractor shall monitor ground movement daily at the start of jacking operation and end of the jacking operation on that day and submit in the format, the settlement or upheaval caused by the micro tunneling and pipe jacking works to the Engineer.

4.10 Submittal on safety

The Contractor shall be solely responsible for safety of the workmen, Engineer's staff and third party. The contractor shall implement a comprehensive safety plan for his work people and Engineer's/ Employer's staff or Third party. He shall comply with all relevant acts governing safety on construction site. He shall submit to the Engineer the details of the arrangements he made with the fire brigade, local health authorities and the availability of medical staff, first aid equipment ambulance, sick bay etc. He shall give the names and contact telephone numbers (24 hours) of the occupational health and safety personnel. **The Contractor shall appoint a Safety Officer or Safety Engineer at all times who shall be the responsible person for all safety related matters pertaining to the contract.** Name of such person shall be communicated along with the submittals on safety. The contractor shall comply with the guidelines issued by any competent authority regarding safety at work site especially safety of persons working inside any pipeline new or functioning.

4.11 Submittal on quality assurance/control plan

The Contractor shall implement a Quality Assurance Program approved by the Engineer for the manufacture of jacking pipe and for actual installation of the pipes by microtunneling and pipe jacking method on site. The Quality Assurance Programme shall be maintained in accordance with the provision of the manual. No works shall commence until the Quality Assurance Manual has been approved by the Engineer. The Contractor's Quality Assurance System shall incorporate but not be limited to the following:

- i) The Quality Assurance and Quality Control procedures covering all materials, design, manufacture, supply and installation carried out by the Contractor and any of his subcontractors.
- ii) Such tests necessary to demonstrate that materials comply with the requirements of this specification and the requirements of the relevant Standards and Codes.
- iii) Contemporary records to be maintained pertaining to progress of the work.

4.12 Submittal on remedial measures to be adopted by the Contractor

The Contractor shall take each and every precaution to ensure that the tunneling or drilling equipment will successfully excavate along the chosen pipeline alignment before he commences the operation. Once the tunneling/ drilling is commenced in a drive, the Contractor will be held fully and wholly responsible for the successful completion of the tunnel excavation and retrieval of the shield from the receiving shaft or for completion of pilot bore and hole enlargement upon back reaming. **In the event of inability to complete the drive, due to break down or any other reasons, the Contractor shall be fully responsible to recover the equipment safely from the ground and restore the incomplete work to the original condition at his risk and cost by a method approved by the Engineer and the concerned authorities within time stipulated by the Engineer or the concerned authority. It shall be clearly understood by the Contractor that the occurrence of**

~~such an event is preventable as such an occurrence is generally due to Contractor's negligence in the "preventive maintenance" of the equipment or driving of it to true level and gradient or his failure to determine accurately the expected ground conditions before commencement of the excavation. The Contractor shall in his submittal clearly state the measures that he would implement to retrieve the shield without causing interruptions to railway or road traffic etc and without causing any damage to the property belonging to the PWD or Railways/ M.C.G.M etc. The cost for such retrieval measures or any consequential expenditure or delays arising from thereof shall be entirely borne by the Contractor. Any failure to remedial measures shall be entirely at the risk and cost of the Contractor. Any abandoned hole or tunnel must be grouted completely at the Contractor's cost so as to prevent subsequent settlement.~~

4.13 Effect of Approval and Acceptance of Proposals

~~Approval or acceptance by the Engineer of any proposal for executing the Works, including drawings, specifications or resources employed under the Contract shall not relieve the Contractor of his responsibility for any errors thereon and shall not be regarded as an assumption of risk or liability by the Corporation. The Contractor shall have no claim under the Contract on account of the failure or partial failure or inefficiency of any plan, method of work or equipment approved or accepted by the Engineer. Such approval or acceptance shall be considered to mean only that the Engineer had no objection to these proposals.~~

~~*Notwithstanding any approval or acceptance by the Engineer, the Contractor shall remain fully responsible for completing the Works correct in every detail.*~~

5. Special notes:

5.1 Standards and Codes:

Except as otherwise stipulated in this Specification and in the B.M.C.'s Standard Specifications, all materials and workmanship shall comply in all respects with requirements of such standard and specifications, codes and other standards issued by the Bureau of Indian Standards (BIS) and current at the date of bid as may be applicable to any part of the Works of this Contract. In the event there being no relevant Indian Standard Specification, other relevant standard, specification, current at the date of bidding such as the British Standards Institution, American Society for Testing Materials (ASTM), German Standards (DIN), Japanese Standard for Water and Sewerage (JSWAS), Standard Association of Australia (AS), or Singapore Standards (SS) and or of the or any other equivalent standard approved by the Engineer shall apply. If after the date of invitation to Bid there is an amendment to a standard specification relevant to the Contract, the Engineer will direct whether the amendment is to apply. In the event of there being any conflict between this Specification, the Drawings and any Standard Specification forming part of this Contract, this Specification shall take precedence over the drawing, B.M.C.'s Standard Specification, codes and other standards in that order of precedence.

5.2 Selection of Micro tunneling Equipment:

The contractors shall be responsible for the selection of a suitable micro tunnel boring machine capable of excavating the materials including rocks and mixed ground that may be encountered at the sites. The contractor shall ensure that geological and geotechnical information he obtains or possesses for the sites is adequate to accurately determine the types of soil and rock that may be encountered during execution of the project. The contractor is deemed to have carried out sufficient geological and geotechnical investigation of the sites and testing of the soil and rock (to determine compressive

strength, tensile strength, abrasivity, cuttability, mineral make up of the rock etc. as may be necessary to determine the ability to successfully tunnel through the ground) as necessary at his own cost before the selection of the micro tunneling system. The contractor shall also ensure that the micro tunneling system he selects for the project shall successfully excavate in the wide ranging ground conditions from clayey and sandy strata with boulders and loose rocks to rocky strata that may be encountered at the sites. Contractors shall pay particular attention, when selecting the tunneling equipment for the project, to ground water level fluctuation and the wide ranging subsurface soil strata from clays, sands, gravels, soft soils with boulders and loose rocks to basaltic rock that may be present at the sites. The tunneling equipment selected for the project shall have appropriate cutter head equipped with suitable cutter bits to excavate soils and rock below the water table. The tunneling equipment shall be capable of balancing the ground water pressure supporting the excavated tunnel face at all times. The equipment shall be articulated to enable remotely controlled steering, in both the horizontal and vertical directions. It shall be capable of preventing rotation and rolling movement of shield's body during the drive. The tunneling equipment shall, interalia, have the following features.

a) Able to excavate and crush rock formations, loose rocks, boulders of unconfined compressive strength and cuttability in excess of 300 Mpa with no requirement for replacing the cutter head or bits and other components when geological and geotechnical conditions change during a drive. The compressive strength mentioned above shall not be construed as the maximum anticipated and the contractor shall be solely responsible for selection of appropriate equipment.

b) Able to cut through rock having high tensile strength, elasticity, hardness and abrasivity.

c) Powerful cutter head, capable of exerting large and / or surging torque to break up rocks and boulders.

d) Powerful crushing force, preferably with eccentric radial motion of the crushing device, capable of crushing gravel, boulders and rock.

e) Equipped with suitable steering and guidance system that ensures easy steering control

f) Equipped with a suitable lubricating system arrangement

g) Ability to provide for an Intermediate Jacking Station, if needed

h) Instrumentation to measure deviation from the designed level and grade, rolling and pitching of the equipment, cutter torque and its percentage to the maximum torque, rpm, jacking speed, tunnel face pressure etc. preferably with a computerized data logging and printing facility. The micro tunneling equipment proposed for the project shall meet the above mentioned criteria or otherwise it will not be permitted to use in the project. The Contractor shall arrange for visit by three representatives of the Engineer / Employer to the manufacturer's facility for inspection of the equipment before finalization of the order for the equipment at Contractor's cost which shall include all expenses including Visa, Airfare, stay in hotel for duration as needed, local transportation and full boarding.

5.3 Concrete Jacking Pipe:

In case of concrete, the concrete jacking pipes shall be manufactured by a centrifugal or vertical casting process to be approved by the Engineer. Design, manufacture and factory testing of the pipes and specials shall be to A.S. 1342 or S.S 183 or JSWAS A-6-1989/A-2- 1973, ASTM C76M or other acceptable standard and shall also meet the basic requirement specified in I.S 458 & I.S 3597 or its equivalent standard as amended up to-date . The clear cover of concrete over steel reinforcement on the wet side shall not be less than 50mm. The outside and inside diameters of the pipe shall be such that they match the dimensions of the tunneling equipment or vice versa. The standard length of the

pipe shall be 2.5m. However the length of the pipe shall be shortened if desired by the contractor to suit the site conditions subject to the Engineer's approval.

Class NP4. A load factor (for the maximum jacking force) of not less than 2.0 shall be used in the calculations to determine the strength of the pipes required. The strength of the pipes shall be tested by the three edge bearing test. When subjected to the design load in such a test, the load required to produce the crack width of 0.25mm on the pipe shall be in accordance with IS Code 458. All such tests shall be carried out at the expense of the Contractor. The frequency of the Three Edge Bearing test shall be at least once in 3 months or every 100 pipes or part thereof for each diameter. (a) Pipe shall be straight and uniform with square ends. The joints shall be well formed to allow efficient transfer of jacking load from pipe to pipe (b) Pipe joint shall be fitted with compressible packer for better distribution of jacking load. (c) The jacking frame, jacks and steering head shall be properly aligned along the designed alignment and grade and the whole assembly shall be square and at right angles to the thrust wall (d) Steering corrections shall be made gradually to minimize abrupt misalignment angles between the pipes (e) The pipes should be provided with well formed arrangement for groove for rubber gasket. The Engineer may reject any pipes he considers not suitable for the Works and these rejected pipes shall be removed from the site immediately. After factory testing and before dispatch, every pipe and special shall be marked in accordance with the Standard used. In addition, each pipe shall be marked with a number corresponding with the order of manufacture and date of manufacture and Grade of Concrete. Test certificates from the manufacturers or other relevant authority shall be submitted to the Engineer. Some of the sites may have limited or restricted storage space for stacking of jacking pipes. The Contractor shall therefore schedule the supply of pipes to the sites in such a way that only absolute minimum numbers of pipes are brought to the site at a time.

5.4 Identification of pipes, rubber rings etc

Every pipe made shall be clearly and indelibly marked upon it an identification number, class, batch of concrete, diameter and date of manufacture. Every finished pipe shall be tested for dimensional conformity and non destructive testing with Schmidt Hammer or any other method as approved by the Engineer. Full records are to be maintained of each pipe test and for each individual pipe the date manufactured, cleared after testing and supplied. If the pipes are to be procured from a manufacturer, the Contractor shall make arrangements for visits of the Engineer's representatives for inspection and testing as and when deemed necessary by the Engineer. All expenses in connection with such visits shall be borne by the Contractors. After the satisfactory completion of testing and approval of the pipes by the Engineer the pipes shall be stored at factory premises during the period awaiting delivery. No pipe shall leave the manufacturer's yard for the site unless it is tested and cleared by the Engineer's representative.

5.5 Tests on Jacking Pipes

Factory Tests

One pipe out of every 100 pipes or part thereof manufactured for each diameter shall be tested for Three Edge Bearing Test in a laboratory or institution approved by the Engineer at the Contractor's expense. Every pipe shall be subjected to following dimensional conformity tests and the tolerance shall be within limits as indicated below 34.

1. Length

Pipe Dia in mm Tolerance for all types of pipes in mm Above 1200 +25

2. Perpendicularity of faces

Pipe Dia in mm Tolerances in mm

RC Jacking pipe Steel Jacking Pipe

Above 1000 8 1.6

3. Deviation from straight

Pipe Dia in mm Tolerance for all type of pipes in mm Above 1000 ± 10

4. Deviation from pipe dia

Pipe Dia in mm Tolerance for all type of pipes in mm Above 1000 +0, -16

The jacking pipes to be used shall be of R.C.N P-4 class of requisite diameter as mentioned in the tender & as directed by Engineer.

5.6 Carrier Pipes (M.S):

The pipes shall be manufactured from best quality M.S. Plates. The thickness of M.S plates shall be in consonance with the design and performance requirements and in no case less than 10 mm. The pipe must account for the anticipated jacking load and precaution against buckling of the plates during jacking operations. The steel pipes shall be manufactured in a manufacturing establishment approved by the Engineer and contractor shall supply the name of the steel pipe manufacturer along with the bid. The steel pipes shall conform to IS 3589.

5.7 Carrier and Sleeve arrangement:

In case of carrier and sleeve arrangement, the contractor shall fill up the annular space with R.M.C. M-20 grade Concrete or Rich Cement grout (1:3) as per the specification requirement and as directed by the Engineer.

6 Special Instructions:

1. Tenderers / contractors to note that the payments of C.I./D.I. / M.S. pipes & its appurtenances etc. will be made only after the work of laying / erecting the same in the trenches to the required line & level and jointing the same by means of proper methodology is complete.
2. Getting Police/ Traffic Police permission and other permissions from Govt. Semi Govt. organizations will be solely & entirely the responsibility of the contractor.
3. The contractor is required to give hydraulic testing for water main laid by micro tunneling method, by deploying his own plant & machinery. However, no separate payment will be made for Hydraulic Test of pipelines up to & below 450 mm dia.
4. Arbitration matter will be resolved within B.M.C. by B.M.C. authority forming a committee with its various Head of Department.
5. Tenderer to note that no separate payment will be made for shifting of utility services.
6. Tenderer / contractor to note that over-cutting of shaft / bore hole, filling of gaps etc shall not be paid over & above the actual quantity in the tender.
7. Tenderer/contractor to note that de-watering for any work shall not be paid separately.
8. No payment for idle charge for any of plans/ machinery or resources to be utilized.
9. The contractor to note that the scope of work can be curtailed to any extent & contractor is not liable for any compensation or idle charges claim.
10. It is binding on contractor to maintain the Noise Pollution level within permissible limit as per circular no. CE/PD/7788/ of 05.11.08.

11. No payment will be made for incomplete tunneling work. The contractor is fully responsible if MTBM is stuck up in railway premises. No claim will be entertained in such case. The contractor to note that contractors are totally responsible for successful completion of work under Railway and other utility premises.

10.9 FOR CEMENT CONCRETE ROAD WORKS:

1. In addition to the qualities of strength and durability, greater attention will need to be devoted to the qualities of the pavement surface, which directly affect the user perceptions, comfort and safety. In this connection, the wear resistance, surface evenness (riding quality) and skid resistance, as well as freedom of the surface from structural or other quality blemishes (e.g. cracks, joint and edge spells, surface pitting / pop outs, scaling / potholes, etc.) will need additional attention.

2. The contractor shall have the full responsibility for quality control and also in delivering the requisite quality in the field.

3. The cement and other materials shall be tested at the approved Lab., at contractor's cost, preferably before its use, as per the directions of the site in charge. In case, the test results are not available before its use, the use of the materials shall be permitted on the explicit understanding that they will remove and redo the work at their own cost in case the specimens fails to attain the specified tests.

4. Ordinary Portland Cement of 43 and above grade, Portland Pozzolana Cement or Portland Slag Cement will be allowed to be used for RMC/conventional mix. Contractor shall provide one independent cement godown with capacity of minimum 50 to 200 cement bags, under double lock system with one lock of contractor & other of B.M.C. as per the site conditions & as directed by Engineer in Charge.

5. The rates proposed in this tender for all concrete and allied works are inclusive of water cost. The contractors shall have to make their own arrangements at their cost for bringing adequate water of potable quality for mixing concrete, curing purposes etc. and for this no extra payment will be made.

6. Water used for mixing and curing of concrete shall be clean and free from injurious amount of oil, salt, acid, vegetable matter and other substances harmful to the concrete. It shall meet the requirement stipulated in IS 456. The water brought for concreting and curing etc. shall be got tested from Municipal laboratory (situated at G/North ward office) to verify whether it is suitable for above purposes, whenever directed. This testing will be done at contractor's cost.

7. Sand shall be of approved quality with fineness modulus between 2.4 to 3.5 as per approved mix design. The sand will have to be screened to remove the oversized particles and washed to reduce the silt contents below 8% by volume after one hour and to bring it within the permissible range of fineness modulus. The fine aggregates will be tested as directed by the Engineer.

8. If coarse aggregates are found having white spots, the same shall be got tested from approved testing laboratory to eliminate possibility of potential aggregate- alkali reactivity before accepting or using spotted aggregates.

9. The contractor should make the necessary arrangement to stock the aggregates separately so that they do not get mixed up with each other and / or with the foreign materials and do not get segregated. The screening of the aggregates shall be done if found necessary as directed by the Engineer.

10. M.S / Tor steel and structural steel required for the work shall conform to the relevant latest Indian Standard Specifications. The steel brought on site shall be got tested at Municipal or any other approved laboratory at the contractors cost before using on site.

11.To determine the 'K' value, it is necessary to take a plate load test / CBR test within the scope of the work wherever necessary. The test will be taken by A. E. (soil Mech.). However contractor shall arrange at his cost for excavation, loading and refilling. No payment will be made for this work. For conversion of K - value to CBR value, the value of CBR / K value shall be adopted from **IRC: 58-2002**, as detailed below:

APPROXIMATE 'K' VALUE CORRESPONDING TO CBR VALUE FOR HOMOGENOUS SOIL SUBGRADES

CBR value (%)	2	3	4	5	7	10	20	50	100
K-Value (Kg/cm ³)	2.08	2.77	3.46	4.16	4.84	5.54	6.92	13.85	22

The recommendations of **IRC: 15 – 2002** shall be followed and K-value of less than 5.5 kg/ cm³ tested on the sub grade shall not be permitted. In case, a large number of tests are required either in view of low K-value obtained, or in view of heterogeneity/ variability of sub grade, additional field soaked CBR test may be conducted using the above table for assessing the K-value. The final checking will, however, be based on plate bearing test. In case the 'K' value is less than 5.5 kg/cm³ (C.B.R. less than 10.0); the C.B.R. shall be improved with intermediate GSB sub base as decided by the Executive Engineer.

12.Testing for the compressive strength shall be carried out for cement concrete works of M 35 & above for each day's work. At least three sets consisting of 3 nos. of cubes (at regular interval) along with 3 flexural beams shall be cast. Cubes from each set shall be tested for 7 days & 14 days at the site laboratory in presence of Asstt. Engr. i/c of the work & the contractor shall submit remaining three C.C cubes for testing compressive strength for 28 days at the approved Laboratory. Also, the contractor shall cast & submit for each day's work, 3 flexural beams for testing flexural strength at the approved Laboratory as per the requirement of project & as directed by Engineer in Charge.

13.Whenever the cubes and beams are required to be sent to the laboratory, the same shall be transported to the Laboratory by the contractors at their cost. The acceptance criteria for the test result shall be as per IS. 456. No payment for this will be made to contractors.

The contractors shall arrange to send the cubes and flexural beams to the testing laboratory at least one days before the date of testing of the cubes as well as beams failing which penalty of Rupees 1000/- per day will be imposed and recovered from the contractors bill. The charges for testing of cubes and beams at municipal laboratory shall be as per rate schedule fixed for testing by the office of A.E (Soil Mech.) B.M.C. Lab at Worli from time to time and the same shall be borne by the Contractors.

Quality control in the field shall be exercised on the basis of compressive strength and workability. The maximum water cement ratio shall be 0.40.

14.In case of concrete of less than M 35, at least two sets of cubes shall be cast and tested for 7 days and 28 days strength in site lab. on the compressive testing machine for day's work.

15.At each Road, minimum 3 cores for day's work of M 35 & above C.C shall be extracted at regular interval for any four day's work for testing. The average value of test results of 3 cores shall be considered for deciding the concrete strength for the day's work from which the cores are extracted. The cores shall be extracted preferably from the slabs of the standard size i.e. 45 M x 3.25M (on either

longitudinal side of the work). (The testing of core is to be done if quantity is substantial like length of trench is beyond 500 mtrs and 3 mtr width etc)

The extraction of core shall be arranged in such a way that three cores are extracted in a day's work of M 35 & above C.C. at regular interval. The average test result of three cores shall decide the core strength of the day's work. If average strength fails, the entire quantity of M 35 & above concrete poured on that day will not be paid.

In case the cube test for 28 days period fails, for any particular day's work, additional 3 cores shall be taken from that day's work and will be tested at contractor's cost. The core will be 150 mm. dia. If it fails, no payment will be made.

16. The density of the compacted concrete shall be such that the total air voids are not more than 3%. The air voids shall be derived from the difference between the density of core and that of concrete cubes taken for the said day's work. The average value of three cores of at least 100 mm diameter shall be considered.

17. All cores taken for density measurements shall also be checked for thickness. In case of doubt, additional cores may be ordered by the Engineer and taken at locations decided by him to check the depth or density of concrete slab without any compensation being paid for the same. Thickness of the slab at any point checked as mentioned above shall have minimum specified thickness as per drawing.

The cost of the Cores & samples to be taken and their testing shall be borne by the contractors. Cores of slab of M: 35 & above C. C. shall be extracted and submitted within a week's period after completion of 28 days in the laboratories approved by the Ch.E (Rds. & Tr.). On failure of compliance of this conditions a penalty of **Rs 1000 /- per day** shall be imposed. However, in the circumstances beyond contractor's control, the matter of waiving penalty will be reviewed by the Hydraulic Engineer (H.E).

18. In calculation of the density, allowance shall be made for any steel in cores. Cores shall be reinstated with epoxy mortar or as directed by the Engineer at the contractor's cost. In case the cores are taken from the road already opened to traffic, the mix / material adopted for filling shall be such that it will develop the requisite strength in a minimum period. The holes created by cores shall be so filled that these do not shrink. The core holes shall be reinstated within 24 hours of taking cores, failing which a penalty of **Rs 1000 /- per day** shall be charged.

19. Core density test shall be carried out in accordance with relevant I.S. Codes.

The results of crushing strength tests on these cores shall not be less than 0.8 times the characteristic cube crushing strength where the height to diameter ratio of the core is two. Where height to diameter ratio is varied then the necessary corrections would be made in calculating the crushing strength of cores in the following manner.

The crushing strengths of cylinders with height to diameter ratio between 1 and 2 may be corrected to correspond to the standard cylinder of height to diameter ratio of 2 by multiplying with the correction factor obtained from the following equation:

$f = 0.11n + 0.78$ where f = correction factor and n = heights to diameter ratio

The corrected test results shall be analyzed for conformity with the specification requirements for cube samples. Where the core tests are satisfactory they shall have precedence for assessing concrete quality over the results of moulded specimens. The diameter of cores shall not be less than 150 mm.

20. If the test results of cores of the concrete are not satisfying the strength requirements, then the payment for the slab/day's work shall not be made.

21. If the contractors excavate certain portion of the road and fails to reinstate/concrete the same within the stipulated time limit as per the programme on / or before 15th May of the year or any other date specified by B.M.C. authority as per the policy, they will be required to reinstate this excavated road portion with bituminous layers / paver blocks as specified and directed by the Engineer failing which the same will be carried out from any other agency at the Contractor's risk & cost, in addition to further penal action. No payment will be made for such restoration.

22. The contractors should also note that they will have to modify, if required, the detailed programme submitted in the form of BAR chart or PERT/CPM, considering the permission obtained from Traffic Police before actual starting of the work at site so as to complete the same in the stipulated contract period.

23. Mix design to give the target strength as required shall be prepared in accordance with the relevant IRC / IS specifications. The same shall be checked and approved by the Asst. Engineer / Executive Engineer.

24. Minimum Cement content for M 40 Grade of Concrete shall be 350 kg/cum. If this minimum cement content is not sufficient to produce the strength of concrete specified in the drawing/design, it shall be increased as necessary without additional compensation under the contract, or else the fresh mix design shall be carried out till desired results are achieved.

25. The water bound macadam/ W.M.M. base should be adequately watered on the previous day and also two hours before starting lean concreting work so as to keep it in moist condition.

26. Double bulkheads for keeping the dowel bars in the proper alignment shall be provided as per drawing, and as directed by the Engineer. Tie bars should be aligned exactly perpendicular to finished concrete surface of the slab by means of suitable device to be approved by the Engineer.

27. Dowel bars shall be Mild steel rounds in accordance with details / dimensions as indicated in the drawings and free from oil, dirt, loose rust or scale. They shall be straight, free from irregularities and the sliding ends sawn or cropped cleanly with no protrusions outside the normal diameters of the bar. The dowel bars shall be supported on double bulk - head or chairs in prefabricated joint assembly position as approved by the Engineer prior to the construction of the slabs.

Unless shown otherwise on the drawing, dowel bars shall be positioned at the mid depth of the slab within the tolerance of +/-20 mm spaced equally along intended lines of the joints within tolerance of +/- 25 mm. They shall be aligned parallel to the finished surface of the slab, to the centerline of the carriage way and to each other within the following tolerance.

For the bars supported on bulk - head prior to the laying of the slab.

All the bars in a joint shall be within ± 4.5 mm per 300 mm length of the bar. 2/3rd of the bars shall be within ± 3 mm per 300 mm length of the bar. No bar shall differ in alignment from adjoining bar by more than 3 mm per 300 mm length of the bar in either horizontal or vertical plane.

The Dowel bars shall be covered by a sheath of High Density Polythene pipes of approved quality for half the length plus 25 mm for expansion joints. The sheath shall be tough, durable and of an average thickness, not less than 1.25 mm. The end portion of the sheath shall be plugged with suitable properly tight cap fitting.

28.All the trenches & loose pockets, excavated pit etc. will be refilled by metal sand filling or as specified and directed by the Engineer.

29.The laying of M10 concrete in pavement will have to be carried out with proper form work only. It shall be ready mix concrete compacted with vibrators and shall have smooth surface. It should have proper cross profile as directed by the Engineer. The surface of M10 C.C. shall be maintained smooth till overlaid by slab of M35 & above C.C. The work will have to be carried out as directed by the Engineer.

Curing shall be done by covering with Hessian cloth and sprinkling with water for 7 days or till the lean concrete is overlaid by M35 & above C.C. slab, whichever is earlier, but for a minimum period of 24 hours.

30. 3 Ply Waterproof paper or 125 micron plastic membrane shall be used as a separation membrane between concrete pavement slab and the sub base at the same terms and conditions. No extra payment shall be made for plastic membrane.

31. For the desired workability, the ready mix concrete of M 35 & above will have a slump not more than 50 \pm 10 mm.

32.The temperature of Pavement Quality concrete shall be maintained as per **IRC: 15: 2002**. Concrete having temperature at the time of pouring more than 30°C will not be allowed.

33. M35 & above concrete slab shall be laid in two layers and each layer shall be compacted by needle vibrator, plate vibrator. Screed vibrator shall be used for compaction of 2nd layer in addition to the with needle and plate vibrator.

34. To achieve the proper consolidation of the concrete slab, the top layer of the concrete shall be compacted by needle vibrator, plate vibrator and Screed vibrator. If any depressions are observed on the surface of the concrete, fresh concrete shall be spread on the top, surcharged and got compacted with batten. Screed vibrator is again to be used for compaction as well as leveling. Minimum 3 skilled masons shall be deployed during M 35 & above concreting work.

35.Care shall be taken to prevent the over vibration and appearance of water / laitance on top surface of the slab. If any excess water is noticed on the surface of the slab, the same shall be removed by moving hessian cloth on top surface and the concrete mix shall be immediately rectified as directed.

36. Plate vibrators shall be used for compaction of concrete mix in addition to needle and screed vibrator and as such contractors must have at least two numbers of each machine such as plate vibrator, screed vibrator and at least three needle vibrators in working condition.

37. The distance as well as time lag between bottom concrete layers and top layers during concreting operation shall not exceed 2.5 meters, or 20 minutes whichever is less.

38. Whenever the needle vibrator is used, the mason must follow with a trowel and punch to the portions of concrete from where the needle vibrator is withdrawn to ensure that no hollow portion remains in the stiff mass of concrete. Plate vibrating shall also follow thereafter immediately.

39. Concrete pavement must be in proper cross profile as per camber prescribed by the Engineer.

40. After the final regulation of the surface of the slab, surface of concrete slab shall be brush textured in a direction at right angles to the longitudinal axis of the carriageway.

41. The brushed surface texture shall be applied evenly across the slab in one direction by the use of a wire brush not less than 450 mm wide. The brush shall be made of 32 gauge tape wires grouped together in tufts spaced at 10 mm centers. The tufts shall contain an average of 14 wires and initially be 75 mm long. The brush shall have three rows of tufts. The rows shall be 20 mm apart and the tufts in one row shall be opposite the center of the gap between tufts in the other row. The brush shall be replaced when the shortest tuft wears down to 60 mm. long.

Time test	Number of measurements	Required texture depth	
		Specified value	Tolerance
Not later than 6 weeks or before the road is opened to public traffic	An average of 5 measurements	1.00	+0.25 -0.35

42. The texture depth shall be determined by the sand patch test as described in the clause given below. The test shall be taken at least once in a week or whenever the Engineer considers it necessary, at times after constructions. 10 individual measurements of the texture depth shall be taken at least 2 m apart anywhere along the diagonal line across a lane width between points 50 m apart. No measurements shall be taken within 30 mm of the longitudinal edges of the concrete slabs. The texture depth shall not be less than minimum required as per the table below, nor greater than a maximum average of 1.25 mm.

43. After the application of the brushed texture, the surface of the slab shall have a uniform appearance.

44. Where the texture depth requirements are found to be deficient, the Contractor shall make good the texture across the full lane width over length as directed by the Engineer, by retexturing the hardened concrete surface in an approved manner.

44.1 The following apparatus shall be used for testing the texture depth.

- i) A cylindrical container of 25ml. internal capacity.
- ii) A flat wooden disc 64 mm diameter with a hard rubber disc, 1.5 mm thick, struck to one face, the reverse face being provided with a handle.
- iii) Dry natural sand with a rounded particle shape passing a 300 micron IS sieve and retained on a 150 micron IS sieve.

44.2 Method: The surface to be measured, shall be dried, any extraneous mortar and loose material removed and the surface swept clear using a wire brush both at right angles and parallel to the carriageway. The cylindrical container shall be filled with the sand, tapping the base 3 times on the surface to ensure compaction, and striking off the sand level with the top of the cylinder. The sand shall be poured into a heap on the surface to be treated. The sand shall be spread over the surface, working the disc with its face kept flat in a circular motion so that sand is spread into a circular patch with the surface depressions filled with sand to the level of the peaks.

44.3 The diameter of the patch shall be measured to the nearest 5 mm. The texture depth of concrete surface shall be calculated from $31000/(D \times D)$ mm where D is the diameter of the patch in mm.

45. It will be the responsibility of the contractor to give the required finish of riding surface by checking with the straight edge and wedge gauge and any deficiency observed, shall be rectified as specified in the general specifications for Road Works.

46. Initial curing shall be done immediately after the surface texturing. Initial curing shall be done covering with hessian cloth and sprinkling with water over the concreted portion as soon as the concrete starts setting and by the application of approved resin based aluminized reflective curing compound which hardens into an impervious film of membrane with the help of mechanical sprayer. Care should be taken not to disturb the brushed surface texture. Further curing of concrete shall be done as directed, for a minimum period of 14 days from the date of casting of c.c. slab or as directed. A penalty of Rs1000/- per Sq.m per day will be levied for broken vatas. A penalty of Rs10000/- per day will be levied for improper curing.

47.The vertical sides of concrete slab are required to be tarred with hot/cut-back bitumen of 80/100 grade before casting of the adjoining relevant bay. The channels should be erected perfectly in vertical position. The gaps between two channels shall be properly covered by waterproof papers and the gaps at the bottom shall be properly sealed in C.M. for which no extra payment will be made.

48.The contractors shall have to cast runner beams, man hole bay, water tables, water entrance bays etc. preferably within 5 days from the date of casting slab failing which a penalty of **Rs 1000/- per day** shall be levied on contractors.

49. The cement concrete slab pavement in M35 & above is required to be carried out strictly as per the drawing. As regards thickness no claims on account of additional thickness other than the specified, if provided, will be entertained.

~~**50.** The flexible pavement wherever necessary shall be improved in asphalt mix, paver blocks or by other methods as directed by the Engineer, before allowing the traffic on adjoining completed C.C.slabs. In case it is not possible, a specific sanction of Dy.H.E(Const) should be obtained before allowing traffic on C.C.slabs.~~

51. The joints shall be cut within 10 hrs-16 hrs. to a depth of 100mm or min.1/3th depth of C.C.bay, as directed, failing which these will be got done at contractor's cost and penalty will be levied as directed by Engineer including withholding the payment of adjoining panels of the uncut joints for 5 years. A suitable rebate for less depth i.e in between 75 mm to 115 mm will be taken on prorata basis. A proper record shall be maintained in the register.

52.The machine cut joints should be filled in immediately with thermocole as directed by the Engineer till regular dressing of joints is done. Separate payment will be made for this work.

53.The machine cut joints and expansion joints must be cleaned first by using Raking tool and then air blown with compressor, so as to remove dust, sand particles and foreign matter from the joints before filling them with hot sealing compound as specified in **IS 1834-1984**, after applying primer conforming to **IS 3384-1986**.

The details of sealing compound and bituminous primer to be followed as per B.M.C. Road Department specifications.

54. No separate payment for restoring vattas before and after cutting of joints or damaged on any account shall be made. Such vattas shall be restored immediately by the contractors. After curing period is over, the vattas shall be removed thoroughly, without keeping behind any vatta impression and without damaging the surface texture of the slab.

55.The contractors shall observe compliance of following requirement in respect of works of sealing of joint.

55.1 The contractors shall have to purchase the joint sealing compound from open market and from reputed manufacturers, a list of which is available in the office of respective Dy.Ch.Engr.(Rds). The sealing compound shall conform to Grade 'A' of IS 1834-1984 i.e `Specifications for hot applied sealing compounds in Concrete'. ~~The Sealing compound shall have to be got tested at Municipal Laboratory or at the V.J.T.I, I.I.T or S.P college Laboratory or at the laboratories approved by Ch.Engr.(Rds. & Tr.) at contractor's cost before its use for every batch in addition to manufacturers' test results of sample.~~

55.2~~The Delivery challans for joint sealing compound shall bear requisite details, such as Sr.No., Batch No., Date, Weight and name of the contractor to whom the sealing compound is being supplied etc. The manufacturer's Test Certificate to the effect that sealing compound conforms to relevant I.S. specifications shall invariably accompany every consignment of sealing compound, brought on the site.~~

55.3Due care shall be taken to see that temperature is carefully controlled while heating the joint sealing compound. Due precautions shall be taken to avoid over-heating of joint sealing compound above 180 degree Celsius as well as heating for long periods since sealing compound will lose its properties due to overheating. In case of default on this account, entire overheated material will be rejected. Therefore, quantity of sealing compound required for one operation of joint sealing work shall be heated.

55.4Joint sealing compound once heated but not utilized will not be permitted for use after reheating the same and such material will be discarded and will have to be removed from site.

Indian Standards (IS & IRC) for work of sealing of joints and quality control:

- i) **IRC 15-2002** Standard Specifications & Code of Practice for constn. of Concrete Roads.
- ii) **IRC 57-1974** Recommended practice for sealing of joints in Concrete Pavements.
- iii) **IS 1834-1984** Specifications for hot applied Sealing Compounds in Concrete.
- iv) **IS 3384-1986** Specifications of primer.

55.5 The joints cut and cleaned shall be got certified from the Engineer before filling with sealing compound as per the specification for sealing of joints in rigid pavements. The spilled over sealing compound if any shall be removed immediately.

56.The regularity of the surface of the slab shall comply with the requirement of following clause.

56.1 Compliance with the requirements of this clause for surface regularity shall be measured using an approved 3 m long straight edge and wedge in such a way as to reveal any and all irregularities. The maximum permitted number of surface irregularity of 5 mm and 7 mm in a length of 300 m shall be 20 numbers and such irregularities shall be properly recorded in the register.

56.2 Longitudinal irregularity shall normally be measured along any line or lines parallel to the edge of the slab.

56.3 Transverse irregularity shall normally be measured along any line with the straight edge placed at right angles to the center line of the road.

57.If deemed necessary by the Engineer, any section of the slab which deviates from the specified levels and tolerance shall be demolished and reconstructed at the Contractor's expense.

58.There shall be a defect liability for 5 years period (60 months) for C.C. pavement. If during this period, concrete road fails due to (1) development of cracks (2) Spalling of edges (3) Erosion of concrete surface etc., the action as decided by the engineer shall be taken against the contractor. In case of development of structural/full depth cracks, 25% cost of the slab per cracked panel shall be recovered as penalty. The penalty amount shall not exceed cost of respective slab. However, for cracks in M.H.bays, entire cost of M.H. bays shall be recovered. If the contractors replace the cracked panels within the guarantee period, the said amount shall be paid separately. It is obligatory on the part of contractors to take care of such cracks during the guarantee period. During the defect liability period, dressing of joints complete in all respect shall have to be done free of cost at least once in a year preferably in the month of April or May or as directed by the engineer under municipal supervision. If the contractor fails to comply with the above conditions, the note of the same will be taken while evaluating the tenders for C.C. road works in future.

In case of disputed cracks, nature of cracks may be ascertained by extracting core on the crack in question by the contractor at his cost. If the depth of the penetration of the crack observed on the core is more than 1/3rd the depth of the slab, the crack will be considered as structural crack. Reinstatement of the core holes shall be as per in the relevant tender condition.

59.The contractor when called upon will take up the additional work and complete the same at their rates, terms & conditions of the contract without claiming any compensation and work shall be completed within the time period allotted to this contract. All taxes/duties etc. will be borne by the contractors and not by the B.M.C.

60.If any contractor fails to carry out work, the same will be got executed at his risk and cost, through other agencies.

61. The works shall be carried out at least at 3 to 4 locations simultaneously if necessary; so as to complete the work in stipulated time.

62.Ready mix concrete will be brought to the site from RMC plant only by transit mixers.

a) Every transit mixer will carry delivery challan, mentioning the minimum following details:

i) Name of Manufacturer and Depot.

ii) Serial No. of challan.

iii)Date

iv)Truck No.

v) Name of contractor to whom the RMC is being supplied.

vi)Location of contract work.

vii) Grade of concrete.

viii) Specified workability.

ix) Cement content and Grade of cement.

x) Time of loading

xi) Quantity of concrete.

b) A computerized print out showing details of ingredients or ready mix concrete including admixture viz. the actual weight of each ingredients, required weight of each ingredients as per mix design etc. shall invariably be obtained with each transit mixer carrying RMC on site. The computerized sheet shall be signed by the site in charge and contractor's representative and shall be preserved as a record on the site.

63.The Pavement Quality Concrete should be produced in RMC plant using ice flakes to control the temperature of concrete and no extra payment will be made for the use of ice flakes in concrete. The Pavement Temperature of Pavement Quality Concrete should not exceed 30°C at the time of pouring.

64. When the truck arrives on site, the drum should always be speeded to about 10 to 15 rev/min, for at least 3 minutes, to make sure that the concrete is thoroughly mixed and uniform, before discharge.

65. Testing of Ready Mixed Concrete: The sampling and testing requirements for ready mixed concrete are the same as those for site mixed concrete. As regards testing of workability, following procedure be followed.

After making sure that the concrete has been uniformly mixed, take a sample from the first 0.5 cu.m of concrete discharge, and do a slump (or compacting factor) test on the sample. If the result complies with the specified requirements, then the load should be accepted. If the results are beyond limits, a further sample should be taken from the second 0.5 cu.m of the discharge, and if this is satisfactory, the load should be accepted, if not, the concrete load shall be rejected, as the same is not as per the specification range. The specified slump is 50 mm while carrying out above tests, it may vary by 10 mm.

66. No extra payment will be made for the use of admixtures.

67. It will be the sole right of the Administration to allow or disallow the use of ready mixed concrete in specific works based on the site situation, number of works, distance of plant from the site of work, etc.

68. LIST OF MACHINERY REQUIRED TO BE PROVIDED BY THE CONTRACTOR'S FOR CEMENT CONCRETE ROADWORKS AT EACH STRETCH OF CIVIL WORK.

~~1— Screed vibrator— Min. two Nos~~

~~2 a) Min. two needle vibrators (60 mm) &~~

~~b) Min. two needle vibrators (40 mm)~~

~~3— Min. two plate vibrators for compaction of concrete & two vibratory plate compactors for compaction of trenches, paver blocks etc.~~

~~4— At least 1(one) water tanks of 5000 Ltrs. capacity.~~

~~5— 3 teel battens of channel section of 4" width with proper handles at both the ends.~~

~~6— 2 straight edges with scaled wedge.~~

~~7— Requisite finishing instrument.~~

~~8— One joint cutting machine for cutting minimum 100mm depth with two spare blades.~~

~~9— M.S channels minimum 200 R.M in length in proper shape, line and level.~~

~~10— 4 set of double bulk heads as per drawing.~~

~~11— steel fabricated farmas for raising manholes.~~

~~12— Portable air compressor.~~

~~13— 2 templates for checking camber.~~

~~14— 20 cube moulds, 150 mm x 150 mm x 150 mm~~

~~15— 1 slump cone with two additional measuring rods.~~

~~16— Steel fabricated moulds for casting kerbs, water tables etc.~~

~~17— Two joints raking tools.~~

~~18— 6 flexural beam moulds of size 700 mm x 150 mm x 150 mm.~~

~~19—15 mm internal dia M.S. pipes for straightening the tie bars.~~

~~20—Two nos. steel wire brooms as specified.~~

~~21—Min.two sprinklers.~~

~~22— Levelling instruments.~~

~~23—Two pharnas~~

~~24— a) Measuring tape b) Steel tape~~

~~25— Generator Set—01No~~

~~26— Digital Thermometer—02 Nos~~

~~27— Wooden Platform—02 Nos~~

Contractor must procure all the aforesaid equipment and machinery before commencement of the respective work in good working condition.

69.All the specifications laid down by IRC and as detailed in the relevant clauses of MORTH- (2001) Manual on Specifications for Road and Bridge Works in respect of Construction of Drainage Layer, Wet Mix Macadam, Dry Lean Concrete should be strictly followed.

10.10 FOR ASPHALT ROAD WORKS:

- 1) Loads of asphalt mix brought on lorries shall be fully covered with tarpaulin, failing which **Rs. 2500/- for every lorry load** received on the site uncovered with tarpaulin will be imposed as penalty and the same will be recovered from the contractor's bill.
- 2) The lorry loads of the asphalt mix shall be checked at random at public weigh Bridge including the Tar Weight for verifying the correct weight of the mix at the rate of one load out of every ten loads.
- 3) Various asphalt mix challans shall bear printed serial no. Weight and departure time from the plant end. The test reports of the test conducted in the asphalt plant laboratory shall invariably accompany with the first load.
- 4) While laying asphalt mix layers on the existing road surface, care shall be taken to see that no manhole or chamber covers of drainage, etc. are buried or kept higher than road surface. They shall be first identified and raised or lowered to be flushed with final asphalt surface.
- 5) Prime coat/Tack coat will be allowed during execution of resurfacing work only by mechanical sprayer.
- 6) Field Density test shall be taken in Asphalt Concrete Carpet, W.M.M.,D.L.C. and GSB.
- 7) The contractors shall bring the correct size of metal/material required for construction of water bound layers. The contractors will not be allowed to break stones, preparation of material for water bound layers on site.

8) As far as possible, 30% of the milling material shall be used on site, wherever directed.

10.11 TESTING OF MATERIALS:

Contractors are required to send at least one sample per day up to 50 M.T. and at the rate of one sample for every additional 50 M.T or part thereof per day for Asphalt Macadam/ Seal Coat/Asphalt Concrete and other asphalt mixes to the laboratory for testing. The contractor shall note that, 50% payment of the bitumen work will be withheld till the results are received.

The test of samples of asphalt macadam, asphaltic concrete, mastic asphalt, used in the work shall be carried out at municipal laboratory or approved laboratory as directed by engineer in-charge.

The site laboratory shall be used for testing of sub-base, GSB, base course, WBM, concrete cubes (7 days, 14 days) and other materials as necessary and directed engineer in-charge.

The charges for testing of construction materials and asphalt mixes shall be as per the rates in force at the time of testing of materials/asphalt mixes and the testing charges shall be borne by the contractor.

i) All requests for testing of samples must be made in writing to in duplicate specifying there in the following information (separate memo should be sent for concrete, steel, soil, asphaltic mixes) etc.

1 Name of the Work, Work Code No. if any

2 Type of material and tests desired (i.e. grade of cement, date of consignment)

3 Identification mark on the sample should be mentioned on the forwarding memo (in case of concrete beams and cubes identification marks, grade of concrete, date of casting, specimen No. should be engraved on concrete. If these details are marked by paint, samples will not be accepted. In case of re-enforcement bars, details shall be displayed on label pasted on bars and label must be signed by the officer who has taken the samples.)

4 Name and full postal address of the officer to whom the results must be sent.

5 Date of sampling (i.e. date of laying asphalt mix, Sr. No. of load casting concrete or taking cement samples.)

6 Name of the tenderer carrying out the work.

7 Any other information, which is specified by the user department.

ii) Samples must also bear the identification mark and signature of site-in-charge/ officer taking the samples. In case of samples of asphalt mixes sent in polythene bags a legible duplicate tag should be stapled from outside.

iii) Quantity of sample for testing must be adequate as shown in the schedule.

iv) For issuing additional copies or duplicate copies of test results at Municipal Testing Lab. Rs. 25/- will be charged for each copy. Request for additional /duplicate copy should be made in writing by site in charge or higher officers of the user department.

v) Field Density test shall be taken in Asphalt concrete Carpet for any thickness. The Contractor shall obtain the intimation letter from Engineer-in-charge & furnish the same to A. E. (Soil Mech.) or as directed by the Engineer within 7 days from the date of laying of asphalt concrete for carrying out

the field density test. For any neglect or delay on the part of the contractor to intimate the same within seven days period, the additional charges as penalty would be recovered from the Contractor up to Rs. 200/- per test per week at the time of submission of intimation to A.E (Soil Mech.)'s office.

- vi Samples of bitumen cut back, emulsions shall be forwarded in wide mouthed metal containers with label pasted on the lid.
- vii Samples for tensile testing of reinforcing bars shall be straight for entire length without bends. The ends of the bars shall be hacksaw cut and not chisel cut. One sample of each diameter bar shall be sent for first test and for retest, two bars shall be sent. The length of the bars shall be 50 cm. for all diameters.
- viii Samples that are sent for testing for natural moisture content, shall be forwarded in wax coated packing or sealed airtight bag
- ix Undisturbed samples sent in sampling tube shall be wax coated on both open ends.
- x The samples thus taken shall sent to the Testing Laboratory within 4 days from the date of laying of Asphalt mix on site. In case of delay, additional testing charges as penalty would be recovered from the Contractor at the following rates.

A)	From the 5th day to 7th day from date of laying of asphalt mix on site	Rs 10,000/-
B)	From the 8th day to 14th day from date of laying of asphalt mix on site	Rs 20,000/-

The above charges i.e. (A) & (B) shall be paid by the contractors at time of submitting the samples in Municipal Laboratory.

If the samples of the Asphalt mixes are not sent for testing within 14 days, payment for the corresponding quantity of those samples shall not be made.

Charges would be recovered from the respective bills payable to the contractor by respective department and credited to XV- Traffic Operations, Roads and Bridges, H - Material Testing Laboratory.

- xi In case of failure of asphalt mix sample testing in Municipal Laboratory in various tests the following penalties will be imposed.

- a Rs.5000/- for each gradation failure as per result of asphalt macadam, seal coat and asphaltic concrete and Rs 5000/- for each gradation failure in mastic asphalt.**
- b For failure on more than 3 gradations in any asphalt mix 50% of the cost of the work represented by the failed sample will not be paid to the contractors.**
- c Rs 5000/- each for failure in flow value/Bulk density/Void Ratio/marshall stability in asphaltic mix beyond permissible limit as mentioned in the test report.**

- d In case of excess % of bitumen in the bitumen mix beyond specified limit, a penalty of Rs.5000/- will be imposed on C/S.**
- e In case of less percentage of bitumen in the bitumen mix, than the specified limit, a penalty of Rs.5000/- will be imposed on C/S.**
- f In case of failure of field density of Asphalt mix, the area represented by the sample has to be removed and redone.**

The test of samples of asphalt macadam, asphaltic concrete, mastic asphalt, paver blocks, concrete cubes (28 days) flexural beams used in the work shall be carried out at municipal laboratory or approved laboratory as directed by engineer in-charge.

The site laboratory shall be used for testing of sub-base, GSB, base course, WBM, concrete cubes and other materials as necessary and directed engineer in-charge.

The charges for testing of construction materials and asphalt mixes shall be as per the rates in force at the time of testing of materials/asphalt mixes and the testing charges shall be borne by the contractor.

- xii. Cement samples should be forwarded in sealed airtight container with one opening on top not less than 10 cm. in diameter. Moulds of concrete cubes/beams taken on hire shall be returned in clean, oiled condition with all nuts and accessories in proper position.
- xiii. All the specifications laid down by IRC and as detailed in the relevant clauses of MORTH-(2001) Manual on Specifications for Road and Bridgework should be strictly followed

10.12 Paver Blocks:

- 7.a.i.1.a.i.1 All paver blocks shall be sound and free of cracks or other visual defects which will interfere with the proper paving of the unit or impair the strength or performance of the pavement constructed with the paver blocks.
- 7.a.i.2 The test criteria and material requirements for Paver blocks should adhere to IS-15658: 2006. The salient features are as given below:

Physical Requirements:

- a All paver blocks shall be sound and free of cracks or other visual defects which will interfere with the proper paving of the unit or impair the strength or performance of the pavement constructed with the paver blocks.
- b When two layer paver blocks are manufactured there shall be proper bonding between the layers. Delamination between the layers shall not be permitted. The compressive strength of the two layer blocks shall meet the specified requirements.
- c When paver blocks with false joints, surface relief or projections are supplied, the same shall be specified. Also, the surface features shall be well formed and be devoid of any defects.
- d The mix design for paver blocks shall be obtained from manufacturers and shall be submitted before commencement of the work.

- e In case of failure of samples, the corresponding area of paver blocks shall be removed & replaced and samples of replaced lot shall be tested.
- f Octroi receipt will not be insisted if paver blocks are procured within Mumbai Limit, subject to the submission of documentary evidence.

Thickness of Wearing Layer:

When paver blocks are manufactured in two layers, the wearing layer shall have minimum thickness as specified in the IS. The thickness of the wearing layer shall be measured at several points along the periphery of the paver blocks. The arithmetic mean of the lowest two values shall be the minimum thickness of the wearing layer.

Water Absorption:

The water absorption, being the average of three units, when determined in the manner described in the IS, shall not be more than 6 percent by mass and in individual samples, the water absorption should be restricted to 7 percent.

Tensile Splitting Strength Test:

Sr.No	Thickness of paver blocks	Grade of Concrete	Minimum Tensile splitting strength (Mpa)	
			Individual	Average
i.	50	30	>2.1	>2.2
ii.	60	35	>2.6	>2.8
iii.	80	45	>3.6	>3.9
iv.	100	50	>4.1	>4.5
v.	120	55	>4.6	>5.2

Abrasion Test:

Abrasion resistance for classes of H & I mark Paver blocks is < 20,000 mm³ /5000 mm² (Individual) and <18000 mm³/ 5000 mm² (Average), respectively.

The required number of test for abrasion resistance shall be 1 test for a quantity of **2,00,000**paver blocks.

Sampling:

The required number of blocks shall be sampled from each batch of the consignment of blocks upto a quantity of 25,000 blocks.

Sr.No	Property	Number of paver blocks for Test
i.	Water absorption	3
ii.	Compressive strength	8
iii.	Tensile splitting strength	8
iv.	Abrasion resistance	8

All Materials used on site shall be adequately tested as per testing frequency mentioned in this tender / Municipal Specifications in force. No payment shall be made for untested materials used on site.

Compressive Strength:

Compressive Strength of paver blocks shall be determined as per the method given in the IS. Paver block strength shall be specified in terms of 28 days compressive strength. In case the compressive strength of paver blocks is determined for ages other than 28 days, the actual age of testing shall be reported. The average 28 days compressive strength of paver blocks shall meet the specified requirement. Individual paver blocks strength shall not be less than 85 percent of the specified strength. In case blocks of age less than 28 days are permitted to be supplied, correlation between 28 days strength and the strength at specified age for identified batch/mix of blocks shall be established.

The specified average 28 days compressive strengths of different grades of paver blocks are given in the table below:

Compressive Strength Requirements of Concrete Paver Blocks:

Sr.No	Grade of Paver Blocks	Minimum Average 28 days compressive strength N/mm ²
1	2	3
i.	M30	
ii.	M35	fck + 0.825 x established standard
iii.	M40	deviation (rounded off to nearest 0.5 N/mm ²)

10.13 Maintenance Works:

1 The defect liability period shall be as per Annexure 'A'. The contractor shall

be liable to maintain the completed works during the defect liability period, which shall include any repairs, rectification of any part or portion of the project road immediately without waiting for any notice or intimation and shall include:

- a) maintaining roads signs, road markings, arrow marking etc. throughout the year, If applicable.
- b) Maintaining the kerbs, dividers, with proper painting twice in a year preferably before and after monsoon, jointing etc, If applicable
- c) All road side furniture shall be inspected, restored/painted, If applicable to original condition.
- d) Surface deteriorations shall be rectified.
- e) Paver blocks- the undulations in the paver blocks settlement of paver blocks, broken pieces of paver blocks shall be rectified/replaced as directed.
- f) The contractor shall not be entitled for any additional cost for such works undertaken.
- g) sealing of the joints of concrete pavements shall be done once a year, prior to monsoon.

2 Prescribed period for completing the maintenance works shall be as under:

a) Deteriorated surfaces in Asphalt, Paver Blocks that affect the movement of traffic shall be repaired / rectified within 24 hrs. of notice of such defects by the contractor in his default or when brought to his notice by concerned staff of M.C.G.M.

b) All other maintenance work like Road signs, Lane marking, railing etc. if found defective, shall be started within 7 days of notice of such defects by the contractors and completed within a reasonable period of 4 weeks or period as directed by Engineer whichever is earlier.

c) Filling of potholes or patching up should be taken and completed with 24hrs. of issue of instructions to do so.

Penalty of Rs 2500/- per day for every day of delay beyond period prescribed in the tender shall be levied as regards the maintenance works.

3 It will be the responsibility of the contractors to arrange for a joint inspection in every quarter of the year after completion of the work till the expiry of defect liability period and also 4 weeks before expiry of the defect liability period. Further, if the contractor fails to do so, the observations made by the staff during site inspection will be considered for the purpose of noting the defects.

10.14 Settlement of Disputes / Arbitration and Jurisdiction

The procedure shall be as per clause no 13 d and 13 e of the G.C.C w.e.f 01.06.13.or as amended by the M.C.G.M from time to time.

10.15 Special clause for Cement Concrete / Asphaltting works

The tenderer must comply with following machinery for execution of the tender work as per M.C.G.M's Road department's ongoing policy and take the same into account while quoting their percentage

:

Particulars
Intelligent Compaction system - compatible for L&T, Escort, JCB, Greaves make Compactors
Agent Software for Compactor
Batch Mix Plant Scada Automation
Software Agent Batch Mix Plant connectivity
RMC plant Automation with SCADA
Software agent RMC plant connectivity
Vehicle Tracking System with automation loading unloading Switch
Vehicle Tracking System Per month Subscription charges
SCADA automation for ICPB factory.

10.16 Urban Tree & Paving:

While executing the work the bidder has to protect the trees as per Urban Trees and paving Guidelines, copy of which is available with the office of Ch.E.(Rds.,Tr.&Br.).

10.17 Directions for use of GGBS

1. Granulated slag used for manufacture GGBS shall conform to IS:12089
2. Ground Granulated Blast Furnace Slag (GGBS) to be used as cementitious material shall conform to BS 6699.
3. Cement used by RMC/ Contractors shall conform to OPC/ Portland Slag Cement conforming to IS: 455.
4. In case of site mixing, a blend of 40% GGBS and 60% OPC 43 grade shall preferably be used.
5. The mixture of cement containing GGBS and OPC shall conform to IS:455 for chemical parameters.
6. RMC plants shall submit Manufacturer's test certificate of GGBS every week.
7. RMC plants shall submit certificate of physical testing of cement mixture twice a month and chemical testing of the same before its use.
8. To cover durability parameters of concrete, R.M.C. plants shall submit one report during the project on permeability test (RCPT as per ASTM 1202) and heat of hydration of cement mixture determined at 7 & 28 days from the Laboratories approved by Chief Engineer (Roads & Tr.)

10.18 Directions for use of Fly ash

1. I.S.I mark fly ash conforming to IS 3812 shall be used 20% by weight of cement.
2. Test certificate from Manufacturer shall be produced for satisfying physical and chemical test properties as per IS 3812 before the use and for every batch of fly ash.
3. A separate silo shall be provided for stacking fly ash in the R.M.C. Plant.

10.19 Directions for use of Micro silica

1. I.S.I. Micro silica conforming IS:15388:2003 shall be used not more than 10% by weight of cement.
2. Test Certificate from Approved Manufacturers shall be produced for satisfying physical and chemical test properties as per IS 3812 before the use and every bath of Micro silica.
3. A separate silo shall be provided for stacking micro silica in the RMC plant.

TABLE1: INDIAN STANDARDS (IS and IRC) FOR CONCRETE PAVEMENT CONSTRUCTION AND QUALITY CONTROL

I – MATERIALS

	Specification	Method of test	Sampling
Cement	IS: 8112 (Gr.43)	IS: 4031 (Pt.1 to 14)	IS: 4879
	IS:12269(Gr.53)	IS: 4032	or Relevant IS
	Or Relevant IS	or Relevant IS	
Aggregate coarse & Fine	IS: 383	IS:2386 (Pt. 1 to 8)	IS: 2430

	Specification	Method of test	Sampling
Water	IS: 456		
Admixture for concrete	IS: 9103		
Hot applied sealing compound for joints	IS: 1834 of 1984		
Concrete mix design	IS: 10262 IRC: 44 IRC: 59		
Concrete strength		IS: 516	
Ready - mixed concrete	IS: 4926		

I - CONSTRUCTION

	Specification	Method of test	Sampling
Construction of concrete pavement	IRC: 15		
Lean cement concrete base/ subbase	IRC: 74		
Curing cement concrete pavement	IRC : 84		
Installation of joints in concrete pavement	IS : 6509		
Sealing of joints in concrete pavements	IS : 1834 IRC : 57		

TABLE 2 : MINIMUM TEST FREQUENCIES FOR QUALITY CONTROL OF CONCRETE ROAD CONSTRUCTION

I- MATERIALS

Item	Test	Control Criterion	Frequency
Cement	Physical and chemical test	Relevant IS	Once for each source of supply for approval of the source and subsequently for every batch.

Item	Test	Control Criterion	Frequency
Coarse & fine aggregates	--do- (including soundness & alkali reactivity)	IS : 383	Once for each source
Water	Chemical Test	IS : 456	--do---
Expansion	Jt. Filter board	IS : 1838	--do---
Jt. Sealing compound		IS : 1834 of 1984	--do---
10/20 Grade Bitumen	Physical		--do---

DURING CONSTRUCTION:

MATERIALS :

Cement	Strength	IS : 8112	for each lot of cement received
Coarse & fine aggregate	Gradation	IS : 383 --do---	Regularly as required
	Moisture Content		Regularly as required subject to a minimum of tests per day.
Coarse aggregate	Los Angeles Abrasion Value		Once for every change of source.
	Aggregate impact value Specify gravity	IS : 383	--do---
Flakiness Index		--do---	--do---
Elongation Index		--do---	--do---

Item	Test	Control Criterion	Frequency
<u>CONCRETE</u>			
Workability			One per transit mixer
Concrete strength			Beam / Cube samples, as specified for each age of 7 days, 14 days and 28 days for every days
Checking surface evenness with 3 mt. straight-edge and wedge gauge			Three longitudinal lines along with the slab length - one in the end middle - third end the two edge third strips, along the line of maximum unevenness.
<u>BARS</u>			
Alignment (being in a plane parallel to the surface of the base course and being also parallel to the center line of the slab).			Each dowel bar, after fixing in position.
TIE BARS			
Mid -height positioning			Each tie bar

TABLE: 3 ADDITIONAL QUALITY CONTROL CRITERIA AND TOLERANCES

Position	Criteria	Tolerance
Sub grade/ Sub base under Lean Concrete base	Full compaction K-Value 5.5 kg/m ³ or C.B.R. 10	No minus tolerance

Position	Criteria	Tolerance
Lean Concrete base	Grade: M-10	Tolerance level for characteristic strength assessment 1 in 40
	Surface unevenness under 3 M straight edge	
	Curing : 7 days or till laying of concrete slab in case the slab is laid earlier but not earlier than 24 hours.	Not more than 10 mm
Cement concrete pavement	Grade: M35 & above Workability 50 mm (slump) maximum	Tolerance level for characteristic strength assessment: 1 in 40 +/- 10 mm
	Curing: 14 days cure by ponding with water. Curing on the day of casting (prior to curing by ponding) shall be done with wet hessian cloth and curing compound	No tolerance
Dowel Bars	Length and dia.	Should not be smaller than stipulated value
	Placement with equal length vis-à-vis center line of the joint Horizontal & Vertical alignment including that of dowel cap.	± 4.5 mm

TABLE:4MINIMUM TEST FREQUENCIES FOR QUALITY ASSURANCE / ACCEPTANCE OF CONCRETE ROAD CONSTRUCTION

Parameter	(M-10) Lean Concrete Base	(M-15) & above Cement Concrete Pavement
Strength (core testing)		12 nos. of 150 mm dia. cores as specified in relevant clauses. Acceptance criteria as per I.S. 1199 and I.S. 516, only for thickness of concrete is more than 20 cm
Surface evenness	3 longitudinal lines (as for quality control)	3 longitudinal line (as for quality control) as specified in relevant clauses
Surface defects	Full surface	Full surface

TABLE: 5 ACCEPTANCE CRITERIA

Parameter	On completion, Before/within two months of opening to traffic	At the end of Defect liability period of 5 years
Strength	“Characteristic strength for cubes tested at the age of 28 days analyzed for complete work to exceed the specified strength". Individual core strength test results, corrected for age, H/D ratio & shape (cylinder to cube) upto the specified strength. The characteristic strength (28 days) to be not less than the specified strength (for a tolerance level of 1 in 40).	Before the end of the defect liability period, the site will be jointly inspected along with the contractor's representative/ Engr. & defects observed will be listed & the necessary rectification will be carried out as directed by Ch Engr. (C.C. Roads & Tr.) in accordance with the relevant specifications & clauses mentioned in Special Directions/ Conditions to the Tenderers.

ANNEXURE: I
SEALING OF JOINTS IN RIGID PAVEMENTS

The sealing of joints in rigid pavements shall be accomplished with the use of appropriate grade of sealing compound (IS:1834-1984). The sealing compound shall be heated to required temperature before filling into the joint.

(A) **Materials:**

- (i) Sealing compound conforming to IS: 1834
- (ii) Primer conforming to IS 3384

(B) **Physical requirements of sealing compounds of Grades A& B -**

Table 1 of IS 1834 – 1984

Sr. No	Characteristic	Requirement	Method of Test	Remarks
(i)	Pour Point. Max	180° C	Appendix A	Grades A & B
(ii)	Flow Test, Percentage Max	5	Appendix B	Grades A & B
(iii)	Extensibility, Min.	6 mm	Appendix C	Grades A & B
(iv)	Penetration at 25° C, 100g. 5s, 1/10	15 min. 50 max.	IS 1203 - 1978	Grades A & B
(v)	Aviation fuel resistance a) Increase in penetration as measured in (iv) after 7 days immersion in aviation fuel (See IS : 1571 - 1982 †) Max 15	Max 15	Appendix D & IS : 1203 1878 *	Grade B only
	b) Changes in mass after 7 days immersion in aviation fuel, percent max	1	Appendix E	Grade B only
* Methods for testing tar and bituminous materials : Determination of penetration (first revision)				
† Specifications for aviation fuels, kerosene type (fourth revision)				

10.20 Procedure for filling the joints:

- i The delivery challans for joint sealing compound shall bear requisite details, such as serial nos., Batch no., Date, weight, and name of the contractor to whom the sealing compound is being supplied etc. The manufacturer's Test Certificate to the effect that sealing compound conforms to relevant I.S. Specifications, shall invariably accompany the every consignment of sealing compound, brought on site.
- ii Due care shall be taken to see that temperature is carefully controlled while heating the joint sealing compound. Due precaution shall be taken to avoid the overheating of joint sealing compound above 180 degree cent., as well as heating for long periods since sealing compound will lose the rubberized properties due to overheating. In case of default on this account, entire overheated material will be rejected. Therefore quantity of sealing compound required for only one operation of joint sealing work, shall be heated.
- iii Joint sealing compound once heated but not utilized will not be permitted for use after reheating the same and such material will be discarded and will have to be removed from the site
- iv When sealing work is in progress, wooden battens shall be placed on either sides of the joints or suitable arrangement shall be made to prevent erratic flow of the compound.
- v The contractor should take due care to ensure that the fumes/smoke emitted due to heating of filling materials shall not affect the nearby residents, where the work is in progress.
- vi The existing sealing compound in machine cut joint shall be removed completely with raker and coir brush up to a depth of 40mm and joint faces shall be thoroughly cleaned. The dust in the joint shall be blown off with compressed air from blower.
- vii After the joint surface has thoroughly dried, primer shall be applied to the cleaned joint in thin film by brush.
- viii As soon as primer attains 'touch dry' state, sealing compound heated to appropriate pour point temperature @ 160-180 degree cent shall be poured in two stages in such manner that the material does not spill over the exposed concrete surface. Due precaution shall be taken to avoid overheating of joint sealing compound over 180 degree cent. as well as heating for long periods since sealing compound is liable to be damaged due to overheating.
- ix After the sealing compound is cooled to ambient temperature, it shall be cut with hot spatula to bring it flush with the existing concrete surface. The finished surface shall be dusted with lime powder to prevent any damage likely to be caused on account of traffic movement.

10.21 PENALTY CLAUSE

The Engineer not below the rank of Assistant Engineer is entitled to impose a penalty of Rs 5000/- per day/lapse, in accordance to the gravity of default communicated in writing. Penalty amount will be recovered from contractors running bill. This penalty is over and above penalty mentioned under G.C.C.

If it is observed that, the contractor carrying out the work fails to comply with the instructions given by the authorities of the Dy.HE (Const)/H.E/D.M.C (SE) /A.M.C/M.C.'s level during execution of work twice, the work may be terminated and will be carried out at the risk and cost of the contractor and penal action will be taken against them. This decision will not be arbitrable at all.

The above mentioned condition will be in addition to the relevant condition in the General Condition of contract regarding cancellation of contract in full or partly final decision of disputes, difference of claims raised by the contractor or relating to any matter out of contract.

Penalty shall be levied & recovered from contractors running bills as stated below. This penalty is over and above penalty mentioned under G.C.C / other Terms & conditions mentioned in this tender.

Sr.No	Reasons	Amount of Penalty
1	Work not as per specification/defective work	20% of cost of defective work. The defective work is to be redone/rectified.
2	Lapse in execution of work as discussed & finalized during the quarterly review meeting of the work at site.	Minimum Rs 10000 / - per day & then Rs 5000 / - per day
3	Not following / disobedience of orders issued by site-in-charge or other visiting officers of the M.C.G.M.	Rs 5000 / -per day

In case of failure of asphalt mix sample testing in Municipal Testing Laboratory in various tests the following penalties will be imposed.

Sr.No	Particulars	Penalty
1	Gradation Failure in asphalt macadam(AM), asphalt concrete(AC), seal coat(SC)	Rs5000 / -
2	Gradation failure in mastic asphalt (MA)	Rs 5000 / -
3	Failure on more than three(3) gradations in AM,AC,MA	50% of the cost of the work done representing the sample
4	Failure in flow value, bulk density, void ratio, marshal stability	Rs5000 / -

5	Excess bitumen content beyond specified limits	Rs. 150 / - per M.T for the work representing the sample.
6	Less percentage of bitumen content in asphalt mix/es.	50% of the cost of work representing the sample.
7	For other materials failure	Rs. 5000 / - per material per failure

10.22 Other penalties

In addition to any penal action under the General Conditions of Individual contracts, a registered contractor will be liable under the registration rule to one or more of the following penalties:

- a) Warning / Fine
- b) Demotion
- c) Deregistration

a) Warning / Fine

A contractor will be liable to a warning and /or penalty for:

- i) Non-compliance of any provision of the rules.
- ii) Failure to comply with any clause or direction under these rules or comply with any conditions of tenders / contracts.

A In adequate progress / performance under the contract.

For the first default of any type mentioned above a warning will be issued. For each subsequent default of the types in (i) & (ii) above the minimum penalty will be fine of **Rs 2500/-** while that for a default of the type (iii) the minimum penalty will be **Rs 5000/-** for contracts of upto Rs 25 Lakhs and **Rs 10000/-** for contracts of above Rs 25 lakhs. Higher Amount of penalty may be levied by the competent authority for reasons to be recorded.

b) Demotion

A contractor will be liable to be demoted to a lower class of registration on any of the following grounds:

a specific failure or default in execution of individual works in respect of physical progress for quality of such works.

b Inadequate performance as revealed by quarterly performance report.

c Deterioration in financial or technical ability /capacity.

d Repeated failure to fill in tender documents fully and correctly or delay in execution of formal contract documents.

c) Deregistration:

A contractor will be liable to be deregistered on any of the following grounds.

a Attempt to defraud the Corporation.

b Attempt to bribe any employee / officer of Corporation.

c Attempt to secure a contract through unfair means or by bringing to bear outside influence.

d Attempt to secure unauthorized copies of Municipal Records, any documents in relation to any tender / contract or any other official matter.

e Furnishing or tampered with Municipal record and documents.

f Furnishing false and / or misleading information to registration and / or any tender / contract.

g Threatening, Misbehaving with or physical attack on any Municipal Employees / officer.

h Attempt to instigate or collude with other contractors with a view to securing undue advantage.

Tenderers are requested to take cognizance of Child Labour Act and shall not employ child Labourers on site. **If Child Labour is found to be employed on the work, a penalty of Rs 5000 / - on the spot will be imposed on the defaulting contractors and further action as deemed fit will be taken.**

10.23 List of Approved Asphalt Plants for Supplying Asphalt Mixes to works of M.C.G.M.

The asphalt mixes required for any works of M.C.G.M. shall be supplied by the listed approved asphalt plants only.

Tenderers shall arrange to bring the asphalt mixes from these approved asphalt plants registered with M.C.G.M during the period of work. The valid list of approved asphalt plants can be obtained from the Dy.Ch. Eng. (Roads) City's office at the time of execution of work.

The contractor shall ensure the validity of registration certificate of Asphalt Mix before receiving the Asphalt Mix

10.24 List of manufacturer of interlocking paver blocks registered with M.C.G.M

Contractor shall arrange to bring paver blocks from approved plants registered with M.C.G.M., during the execution of the work-

The valid list of approved paver blocks manufacturers plants at “the time of execution of works” to be obtained from the Dy.Ch. Eng. (Roads) City's office.

The contractor shall ensure the validity of registration certificate of paver blocks plant before receiving the paver blocks.

10.25 List of Approved RMC Plants registered with M.C.G.M

Contractor shall arrange to bring the RMC mixes from the approved plants registered and revalidated by M.C.G.M for the execution of work.

The valid list of approved R.M.C. plants at “the time of execution of works” to be obtained from the Dy.Ch.Eng. (Roads) E.S.'s office.

The contractor shall ensure the validity of registration certificate of RMC plant before receiving the RMC.

10.26 LABORATORY REGISTERED WITH M.C.G.M

The updated list at the time of execution of works can be obtained from the Dy.Ch.Eng. (Roads) E.S.'s office.

Note: The tests to be carried out in the above laboratory shall be restricted to max. 20% per project.

10.27 List of Approved Manufacturers

A D.I. PIPES

- I** Electrosteel Castings Ltd (Madras / Calcutta) “Electrospun”
- II** JINDAL
- III** LANCO
- IV** ELECTROTHERM INDIA LTD

D.I pipe to be manufactured as per the following specifications:

I.S 8329 of 2000: I.S.O 2531 of 1998 (Each pipe shall bear ISI mark on it).

B C.I. SPECIALS

- I Eskay Industrial Enterprises (Calcutta) “Eskay”
- II Kamala Valves Manufacturing Concern (Calcutta) “Kumc”
- III Damodar Iron Works (Belgaum)
- IV Popular Tube Well & Rubber Industries (Calcutta) “BLATBA”

Any other make having I.S.I. Mark subject to approval of the Engineer of the contract and physical verification of the product in manufacturing place in the factory. Choice of selection will remain with the Engineer of the contract.

C BUTTERFLY VALVES

- I M/S VENUS : (upto 1200 mm dia and 16 bar PN rating)
- II M/S R & D Multiple: (upto 1200 mm dia and 16 bar PN rating)
- III M/S KAMALA : (upto 600 mm dia and 10 bar PN rating)

D AIR VALVES

- I. M/S AMFLOW Technology:(upto 200 mm dia 16 bar PN rating)
- II M/S BIKANER : (upto 200 mm dia 16 bar PN rating)

E SLUICE VALVES

- I. M/S AARKO : (upto 300 mm dia and 10 bar PN rating)
- II. M/S KAMALA : (upto 300 mm dia and 10 bar PN rating)
- III. M/S BIKANER : (upto 300 mm dia and 10 bar PN rating)
- IV M/S PATSONS : (upto 300 mm dia and 10 bar PN rating.)

F GLANDLESS SLUICE VALVE

- a. M/S AARKO : (upto 300 mm dia and 10 bar PN rating)
- b. M/S KAMALA : (upto 300 mm dia and 10 bar PN rating)
- c. M/S BIKANER : (upto 300 mm dia and 10 bar PN rating)
- d M/S PATSONS : (upto 300 mm dia and 10 bar PN rating.)

The above list is as per circular No. AE (M) WW/ 2003/ City dated 7.7.2007 and will remain APPLICABLE till completion of work.

However for secondary and tertiary network valves provided with BMC specification and having ISI mark can be used.

G STAND POST FIRE HYDRANT

The stand post fire hydrant shall be used as accepted and tested by M.C.G.M i.e.Asstt.Engineer (E.R.C). The present name of company accepted by Asstt.Engineer(E.R.C) are as under:

- A M/S AARKO
- B M/S KAMALA
- C M/S KARTAR

10.28 SCHEDULE OF FEES FOR TESTING

At Municipal Material Testing Laboratory. Rates of testing fees and quantity of sample for test as approved under no. MGC/F/5749 of 12.08.2011 or applicable as amended from time to time.

<i>Sr.No</i>	<i>Description</i>	<i>Reference/ Standard</i>	<i>Rate in (Rs) / Test</i>	<i>Quantity of samples required</i>
A	Aggregate (Coarse& Fine)			
1	Sieve Analysis (dry)/Fineness modulus	IS 2386:Part I- 1963,IS 383- 1970 MORTH 4th Revision,2001	810/-	20 Kg
2	Silt Content		1010/-	2 Kg
3	Specific Gravity	IS 2386:Part III- 1963	740/-	1 Kg
4	Impact Test	IS 2386:Part IV - 1963 MORTH 4th Revision, 2001.	1010/-	10 Kg
5	Crushing Value/ 10% Fine Value		1200/-	10 Kg
6	Los Angeles abrasion Value		1780/-	10 Kg
7	Water absorption	IS 2386 : Part III - 1963, MORTH - 4th	740/-	1 Kg

		Revision,2001		
8	Flakiness Index	IS 2386 : Part I - 1963, MORTH - 4th Revision,2001	810/-	10 Kg
9	Elongation Index		810/-	10 Kg
10	Combined Flakiness & Elongation Index		1580/-	20 Kg.
B	Asphalts			
11	a) Asphalt Macadam/Bituminous Macadam, Asphalt Mixes (Extraction& gradation)	IRC 27 - 1967, MORTH - 2001	1540/-	7 Kg. See Note - 2
	b) Seal Coat (Extraction& gradation)	Specification MORTH – 2001	1540/-	3 Kg. See Note – 2
		Specification		
12	Binder Course (Extraction& gradation, Density, Voids)		2180/-	7 Kg. See Note – 2
13	Asphalt Concrete/Bituminous Concrete/Dense Bituminous Macadam, Semi Dense Bituminous Concrete /Polymer Modified Binder(PMB)/Crumb Rubber Modified Binder(CRMB)(Extraction, Gradation, Density, Voids, Flow Value ,Marshall Stability	IRC 29, MORTH - 2001, IRC-SP-53-1999	3160/-	7 Kg. See Note – 2
14	Mastic Asphalt (Extraction& gradation, hardness no)	IS 5317-1987, IS 1195-1978	1970/-	2 specimen each of 10 cm dia or 10 cm ² 2.5/thick cm
15	Field Density of Asphalt Mixes/Soils	IS 2720 : Part 28, 1974 (Reaffirmed 1995)	2180/- for first test and Rs 1120/- for each addl. Test	
16	Specific gravity of bitumen	IS 1202-1978	1010/-	2 Kg. See Note – 8

17	Penetration test of bitumen	IS 1203-1978	1010/-	2 Kg. See Note – 8
18	Softening point of bitumen	IS 1205-1978	1260/-	2 Kg. See Note – 8
19	Job mix formula for Asphaltic mixes	Asphalt Institute Manual MS-2	19510/-	(25 Kg. C.A., 25kg F.A., 10kg filler, 5kg bitumen.)
20	Presence of antistripping agent	CRRI Specification	920/-	(1 Kg. Bitumen from plant (Sealed))
21	Effectiveness of antistripping agent		1540/-	1 Kg. in wide mouth bottle
22	Ductility test of bitumen	IS 1208-1978	1400/-	1 Kg. in wide mouth bottle
23	Flash Point & Fire Point	ASTM	920/-	1 Kg. in wide mouth bottle
24	Loss of heating, Thin Film Oven Test	IS 1212	1540/-	1 Kg. in wide mouth bottle
25	Elastic recovery of half thread in Ductilimeter at 15°C on PMB/CRMB	IRC : SP : 53 : 2002	1540/-	1 Kg. in wide mouth bottle
26	Viscosity Test	IS 1206-1978	1680/-	2 kg See Note-8
C	Soils			
26	Specific Gravity	IS 2720 : Part 3 - 1980	920/-	1 Kg
27	Bulk Density		590/-	2 Kg
28	Natural moisture content	IS 2720 : Part 2 - 1973	460/-	2 Kg. See Note – 9
29	Liquid limit	IS 2720 : Part V – 1985	810/-	10 Kg
30	Plastic limit		810/-	10 Kg

31	Void ratio (Density&Sp.Gravity		650/-	
32	Standard Proctor Test	IS 2720 : Part 7 - 1980	2180/-	20 Kg
33	Modified Proctor Test	IS 2720 : Part 8 - 1980	2180/-	20 Kg
34	Laboratory C.B.R Test	IS 2720 : Part 16 -1987	2690/-	25Kg
35	Dry Sieve Analysis	IS 2720 : Part 4 - 1985	650/-	25Kg
36	Field C.B.R Test	IS 2720 : Part 31 -1990	2180/- for first test and Rs 1120/- for each add. Test	
37	Safe Bearing Capacity.	2180/- for first test and Rs 1120/- for each add. Test	
38	Energy criteria Test for piles	2180/- for first test and Rs 1120/- for each add. Test	
D	BUILDING MATERIALS			
	Cement			
39	Cement (Initial & Final Setting time, Compressive Strength)	IS269,IS 8112, IS 12269	2750/-	7 Kg. See Note – 6
41	Lime		500/-	3 kg

	Bricks			
40	a)Bricks(Set of Ten) (Compression Test & Absorption Test)	IS 1077-1986	1970/-	10 Nos
	Steel			
41	Steel bars (6mm dia to 20 mm dia)(Area on weight basis, Yield Stress/0.02% Proof Stress, Ultimate Tensile Strength, % Elongation	IS 432- 1986 IS 1786-2008	2040/-	60 cm see note 1(c),7.
42	Steel bars (Above 20 mm dia)(Area on weight basis, Yield Stress/0.02% Proof Stress, Ultimate Tensile Strength, % Elongation	IS 432- 1986 IS 1786-2008	2440/-	60 cm see note 1(c),7.
	Concrete			
43	Concrete Cube (Compressive Strength)	IS 456-2000, IS 516-1959	920/-	3 Nos see Note 1(c)
44	Concrete Beam (Flexure Test) (10 x 10 x 50 cm)	IS 456-2000, IS 516-1959	1200/-	3 Nos see Note 1(c)
45	Concrete Beam (Flexure Test) (15 x 15 x70 cm)		1200/-	3 Nos see Note 1(c)
	Tiles			
46	Tiles (Absorption Test)	IS 1237-1980,IS 13801-1993	1120/-	6 Nos for each Test
47	Tiles (Wet Transverse Test)	IS 1237-1980, IS 13801-1993	1120/-	6 Nos for each Test
48	Tiles (Abrasion Test)	IS 13603 part 12-1993	2180/-	See Note 14
	Wood			
49	Wood (Moisture content)	IS 287-1993 (Reaffirmed 1998) IS 11215-1991	920/-	See Note 13
	Cores			
50	C.C.Road Core (Compression Test)	IS 456-2000,	4330/- Per	

		IS 516-1959	Core	
	R.C.C Covers			
51	R.C.C.Cover&Dhapa Testing	IS 12592 : Part I , 1998	920/ Each.	
	R.C.C.Pipes (Hume Pipes)			
52	Hume pipe testing	IS 3597-1998 (Reaffirmed 2001), IS 458-1988		
	a) Upto 600 mm dia		3840/- Per Pipe	Minimum One pipe of Each dia per Lot
	b) 600 to 900 mm dia		4330/- Per Pipe	
	c) 900 mm & above		4910/- Per Pipe	
	Concrete Paving Blocks			
53	Paver Blocks (As per Road Dept. requirement			
	a) Water absorption test	IS 15658-2006	1010/-	3 Nos.
	b) Compression test		1970/-	8 Nos
	c) Tensile Splitting test		1970/-	8 Nos.
	d) Abrasion Test (Dry Condition)		1970/-	See Note No. 19
56	SWD/MANHOLE FRAME & COVERS (FRP COVERS)			
	a) Light / Medium Duty (Failure Load Test)	IS 1726:1991, Reaffirmed 2007 & BS EN-124 2004	1800/-	1 no per lot of 50 covers
	b) Heavy Duty (Failure Load Test)		2690/-	
57	C.I. Frames & Covers			
	a) Light / Medium Duty (Failure Load Test)	IS 1726:1991, Reaffirmed 2007	1800/-	1 no per lot of 50 covers
	b) Heavy Duty (Failure Load Test)		2690/-	
58	Water Table (Failure Load Test)	BS-7263: part 1: 1990	1800/-	1 Sample for 1000 nos of product
59	Kerb Stone (Failure Load Test)		1800/-	

60	Welding Test (Tensile)	IS 3600:1966	1340/-	See note no. 20)
	Other Charges			
61	Duplicate additional copy of test report not older than 5 Years		53/- Per Copy	

Notes:

1 All requests for testing of samples must be made in writing in duplicate, specifying therein the following information (separate memo should be sent for cement concrete, steel, soil, asphalt, etc.)

- a Name of the work, work code number if any
- b Type of Material and tests desired (i. e. grade of cement, date of Consignment).
- c Identification mark on the sample should be mentioned on the forwarding memo (in case of concrete beams and cubes identification mark, grade of concrete, date of casting, specimen no. etc. should be engraved on concrete. If these details are marked by paint, samples will not be accepted. In case of reinforcing bars, details shall be displayed on label pasted on bar and label must be signed by the officer who has taken samples.
- d Name and full postal address of the officer to whom test result is to be sent.
- e Date of sampling (i.e. date of laying Asphaltic mix, Sr. no of Load, name of supplier/ asphalt plant from where asphalt mix is acquired, casting concrete or taking samples.
- f Name of the contractors carrying out the work.
- g Additional information as per spelt out in Ch. E. (Roads) circular u/no Ch.E/3231/Roads of 07/09/2006, in case of Asphalt Mixes.
- h Any other information which is specified by the user department

1 Samples must also bear the identification mark and signature of Site in-charge/ officer taking the sample. in case of samples of asphaltic mixes sent in polythene bags, a legible-duplicate tag should be stapled from outside.

2 Quantity of sample must be adequate as shown in schedule and the specification with which the samples is to be tested shall be clearly mentioned on forwarding memo by the site in-charge.

3 Full testing fees shall be paid in advance between 10:30 a.m.and1 p.m. on working days except Saturday and between 10:30a.m. and12 noon on Saturday.

- 4 For issuing additional copies or duplicate copies, Rs.30/- will be charged for each copy. Request for additional duplicate copy should be made in writing by site-in-charge or higher officers of the user department.
- 5 Cement samples should be forwarded in sealed air tight container with one opening on top not less than 10 cm. in diameter.
- 6 The steel Samples for tensile testing of reinforcing bars shall be straight for entire length without bends. The ends of bars shall be hack saw cut and not chisel cut. One sample of each dia. bar shall be sent for first test and for rested, two bars shall be sent. Length of the bars shall be 50 cm. for dia. less than 25 mm, and 60 cm for dia equal to and greater than 25 mm.
- 7 Samples of bitumen, cutback, and emulsions shall be forwarded in wide mouthed metal containers with labels pasted on the lid.(at least 2 ltr. Capacity metal container)
- 8 Samples sent for testing natural moisture content shall be forwarded in wax coated packing or sealed airtight polythene bags.
- 9 The quantity of Bitumen, cut back, emulsion samples should be at least 2 litre.
- 10 The sample thus taken shall be sent to municipal testing laboratory as per the condition mentioned in the relevant tender. The samples thus taken shall be sent to the municipal testing laboratory within 4 days from the date of laying of Asphalt mix on site. In case of any delay, additional testing charges as penalty would be recovered from the Contractor at the following rates.

A	From the 5th day to 7th day from date of laying of Asphalt mix on site	Rs 10,000/-
B	From the 8th day to 14th day from date of laying of Asphalt mix on site	Rs 20,000/-

The above charges i.e. (A) and (B) shall be paid by the contractors at the time of submitting the samples in municipal laboratory.

As per tender conditions, additional testing charges as a penalty, towards delay in submission of samples, if any, over and above (A) and (B) mentioned above, would be recovered from the contractors bills by the respective user department and would be credited to the following budget head and voucher no. and date shall be intimated to A.E (Soil Mech)

If the samples of the asphalt mixes are not sent for the testing within 14 days, payment for the corresponding quantity with reference to these samples, shall not be made. The charges would be recovered from the respective bills payable to the contractors by the respective user department and credited to the following budget head.

Fund code : 11
Department code :44
Cost center name : Material Testing Lab.
Cost center code :1000442501
Account head penalties and fines :
Account heads code : 140200200.

11 Field density test shall be taken on Asphalt concrete carpet for any thickness. The contractor shall obtain the intimation letter from Engineer-in-charge and furnish the same to A.E.(soil mech.)within 7 days from the date of laying of Asphalt concrete, for carrying out the field density test. If the contractors fails to intimate the same within 7 days period the additional charges as penalty would be recovered from the contractor at Rs 200/ per test per week at the time of submission of intimation to A.E (Soil Mech.)’s office.

12 Sample of wood: As per I.S 11215-1991, clause no. 4.2.3.

13 The test specimen shall be set of 6 pieces of size 70.6 mm x 70.6 mm, centrally cut from ties and all corners shall be perfectly diagonal.

14 Sample shall be carefully brought and unloaded at Lab without any defects.

15 The samples taken for cubes and Beams shall be sent to Municipal testing lab at least two days before the actual date of testing. In case of delay additional testing charges as penalty shall be recovered from the contractors at following rates.

iii.a.i.A.a 100 % additional testing charges per week shall be recovered other than concrete road works.

iii.a.i.A.b For concrete road work Rs. 500 per day will be recovered as per special conditions/ directions to the tenders for cement concrete road works.

16 R.C.C Covers : No of samples as per I.S. 12592 part – I- 1998.

17 R.C.C Hume pipes : No of samples as per I.S. 458 - 1988.

- 18** The test specimen shall be of size 70 ± 0.5 mm in square as per I.S 15658- 2006 centrally cut in paver block and all corners shall be perfectly diagonal.
- 19** The finished sample for testing of welding shall be submitted by contractor at his own cost as per IS 3600-1966
- 20** Contractors have to make the to & fro arrangement for the transportation of equipment & staff for conducting following test
- a) Field C.B.R b) Field Density for A.C. c) Safe Bearing Capacity
- 21** For testing of R.C.C. Hume pipes of dia. above 600 mm contractors has to make arrangement of hydra or necessary arrangements for handling the pipe & placing it in position under loading frame for testing. After testing of RCC pipes, the contractor has to take back the tested RCC pipes from the Municipal testing laboratory at their own cost.

SECTION 11

FRAUD

AND

CORRUPT

PRACTICES

FRAUD AND CORRUPT PRACTICES

- The Applicants and their respective officers, employees, agents and advisers shall observe the highest standard of ethics during the Bidding Process. Notwithstanding anything to the contrary contained herein, the Authority may reject an Application without being liable in any manner whatsoever to the Applicant if it determines that the Applicant has, directly or indirectly or through an agent, engaged in corrupt practice, fraudulent practice, coercive practice, undesirable practice or restrictive practice in the Bidding Process.
- Without prejudice to the rights of the Authority under relevant Clause hereinabove, if an Applicant is found by the Authority to have directly or indirectly or through an agent, engaged or indulged in any corrupt practice, fraudulent practice, coercive practice, undesirable practice or restrictive practice during the Bidding Process, such Applicant shall not be eligible to participate in any tender or RFQ issued by the Authority during a period of 2 (two) years from the date such Applicant is found by the Authority to have directly or indirectly or through an agent, engaged or indulged in any corrupt practice, fraudulent practice, coercive practice, undesirable practice or restrictive practice, as the case may be.
- For the purposes of this Clause , the following terms shall have the meaning hereinafter respectively assigned to them:

A “corrupt practice” means

the offering, giving, receiving, or soliciting, directly or indirectly, of anything of value to influence the actions of any person connected with the Bidding Process (for avoidance of doubt, offering of employment to, or employing, or engaging in any manner whatsoever, directly or indirectly, any official of the Authority who is or has been associated in any manner, directly or indirectly, with the Bidding Process or the LOA or has dealt with matters concerning the Concession Agreement or arising there from, before or after the execution thereof, at any time prior to the expiry of one year from the date such official resigns or retires from or otherwise ceases to be in the service of the Authority, shall be deemed to constitute influencing the actions of a person connected with the Bidding Process); or

save and except as permitted under the relevant

sub clause, engaging in any manner whatsoever, whether during the Bidding Process or after the issue of the LOA or after the execution of the Concession Agreement, as the case may be, any person in respect of any matter relating to the Project or the LOA or the Concession Agreement, who at any time has been or is a legal, financial or technical adviser of the Authority in relation to any matter concerning the Project;

B “fraudulent practice” means a misrepresentation or omission of facts or suppression of facts or disclosure of incomplete facts, in order to influence the Bidding Process ;

- C** “**coercive practice**” means impairing or harming or threatening to impair or harm, directly or indirectly, any person or property to influence any persons participation or action in the Bidding Process;
- D** “**undesirable practice**” means (i) establishing contact with any person connected with or employed or engaged by the Authority with the objective of canvassing, lobbying or in any manner influencing or attempting to influence the Bidding Process; or (ii) having a Conflict of Interest; and
- E** “**Restrictive practice**” means forming a cartel or arriving at any understanding or arrangement among Applicants with the objective of restricting or manipulating a full and fair competition in the Bidding Process.
- F** If the Employer/Financier determines that the Contractor has engaged in corrupt, fraudulent, collusive, coercive or obstructive practices, in competing for or in executing the Contract, then the Employer may, after giving 14 days’ notice to the Contractor, terminate the Contractor's employment under the Contract and expel him from the Site, and the provisions of relevant Clause shall apply as if such expulsion had been made.
- G** Should any employee of the Contractor be determined to have engaged in corrupt, fraudulent, collusive, coercive, or obstructive practice during the execution of the Works, then that employee shall be removed in accordance with relevant Clause.

For the purposes of this Sub-Clause:

- i “corrupt practice” is the offering, giving, receiving to soliciting, directly or indirectly, of anything of value to influence improperly the actions of another party;
- ii “another party” refers to a public official acting in relation to the procurement process or contract execution. In this context, “public official” includes Financer staff and employees of other organizations taking or reviewing procurement decisions.
- iii “fraudulent practice” is any act or omission, including a misrepresentation, that knowingly or recklessly misleads, or attempts to mislead, a party to obtain a financial or other benefit or to avoid an obligation;
- iv “collusive practice” is an arrangement between two or more parties designed to achieve an improper purpose, including to influence improperly the actions of another party;
- v “coercive practice” is impairing or harming, or threatening to impair or harm, directly or indirectly, any party or the property of the party to influence improperly the actions of a party;

- vi “obstructive practice” is deliberately destroying, falsifying, altering or concealing of evidence material to the investigation or making false statements to investigators in order to materially impede the Financier investigation into allegations of a corrupt, fraudulent, coercive or collusive practice; and/or threatening, harassing or intimidating any party to prevent it from disclosing its knowledge of matters relevant to the investigation or from pursuing the investigation; or
- vii acts intended to materially impede the exercise of the Financier’s inspection and audit rights provided .
- viii “party” refers to a public official; the terms “benefit” and “obligation” relate to the procurement process or contract execution; and the “act or omission” is intended to influence the procurement process or contract execution.
- ix ”parties” refers to participants in the procurement process (including public officials) attempting to establish bid prices at artificial, noncompetitive levels.
- x a “party” refers to a participant in the procurement process or contract execution.

SECTION 12

PRE BID MEETING

PREBID MEETING

Pre-bid meeting of the interested parties shall be convened at the designated date, time and place. A maximum of three representatives of each Applicant shall be allowed to participate on production of authority letter from the Applicant.

During the course of Pre-bid meeting, the Applicants will be free to seek clarifications and make suggestions for consideration of the Authority. The Authority shall Endeavour to provide clarifications and such further information as it may, in its sole discretion, consider appropriate for facilitating a fair, transparent and competitive Bidding Process.

6.9.2 Interpretation of e-Tender Document:

- a Tenderer(s) shall examine the tender document and acquaint themselves to all conditions and matters affecting the cost of the works. If any tenderer(s) finds discrepancies or omissions in the Document or if in doubt about their meaning, he should address a query during pre-bid meeting.

- b Any resulting interpretation of the tender document will be issued to tenderer(s) as an addendum. Verbal clarification obtained from any source shall not be binding on the Corporation.

- c No tenderer(s) shall amend the text of any document except as may be necessary to comply with any addendum.

6.9.3 Clarification of e-Tendering Documents

6.9.4 Pre-bid meeting (If proposed as per e-Tender notice) Date:-28/10/2022 Time:-

- a The tenderer or his authorized representative is allowed to attend a pre-bid meeting as per the date, time and venue mentioned in the tender notice/header data.

- b The purpose of the pre-bid meeting will be to clarify issues and to answer questions on any matter that may be raised prior to the pre-bid meeting.

- c Any tenderer requiring any clarification of the tender document and/or the works may submit his questions in e-mail on eewwconstws.he@mcgm.gov.in to reach EEWW(C)WS's office by 27.10.2022 till 05.00 p.m.

SECTION 13
LIST OF APPROVED BANKS

LIST OF APPROVED BANKS

- 1) The following Banks with their branches in Greater Mumbai and in suburbs and extended suburbs up to Virar and Kalyan have been approved only for the purpose of accepting Banker's guarantee from 1997-98 onwards until further instructions.
- 2) The Bankers Guarantee issued by branches of approved Banks beyond Kalyan and Virar can be accepted only if the said Banker's Guarantee is countersigned by the Manager of a branch of the same Bank, within the Mumbai Limit categorically endorsing thereon that said Bankers Guarantee is binding on the endorsing Branch of the bank within Mumbai limits and is liable to be enforced against the said branch of the Bank in case of default by the contractor/supplier furnishing the Bankers Guarantee.

List of approved Banks:-

SBI AND ASSOCIATES
State Bank of India
State Bank of Bikaner & Jaipur
State Bank of Hyderabad
State Bank of Indore
State Bank of Mysore
State Bank of Patiala
State Bank of Saurashtra
State Bank of Travancore
NATIONALISED BANKS
Allahabad Bank merged with Indian Bank
Andhra Bank merged with Union Bank of India
Bank of Baroda
Bank of India
Bank of Maharashtra
Canara Bank
Central Bank of India
Corporation Bank merged with Union Bank of India
Dena Bank merged with BOB
Indian Bank
Indian Overseas Bank
Oriental Bank of Commerce merged with Punjab National Bank
Punjab National Bank
Punjab and Sind Bank
Syndicate Bank merged with Canara Bank
UCO Bank

Union Bank of India
United Bank of India merged with Punjab National Bank
Vijaya Bank merged with BOB
OTHER PUBLIC SECTOR BANKS
Industrial Development Bank of India Ltd.
PRIVATE SECTOR BANKS
Bank of Rajasthan Ltd.
Catholic Syrian Bank Ltd.
City Union Bank Ltd.
Development Credit Bank Ltd.
Dhanalakshmi Bank Ltd.
Federal Bank Ltd.
HDFC Bank Ltd.
ICICI Bank Ltd.
IndusInd Bank Ltd.
ING Vysya Bank Ltd.
Jammu and Kashmir Bank Ltd.
Karnataka Bank Ltd.
Karur Vysya Bank Ltd.
Kotak Mahindra Bank Ltd.
Lakshmi Vilas Bank Ltd.
Nainital Bank Ltd.
Ratnakar Bank Ltd.
SBI Commercial International Bank Ltd.
South Indian Bank Ltd.
Tamilnad Mercantile Bank Ltd.
Axis Bank Ltd.
Yes Bank Ltd.
FOREIGN BANKS
ABN Amro Bank N.V.
Abu Dhabi Commercial Bank Ltd.
American Express Banking Corporation
Antwerp Diamond Bank N.V.
Arab Bangladesh Bank
Bank International Indonesia
Bank of America
Bank of Bahrain and Kuwait B.S.C.
Bank of Ceylon
Bank of Nova Scotia
Bank of Tokyo – Mitsubishi Ltd.

Barclays Bank Plc.
BNP Paribas
China Trust Commercial Bank
Shinhan Bank
Citi Bank N.A.
Calyon Bank
Deutsche Bank
DBS Bank Ltd.
The Hongkong and Shanghai Banking Corporation Ltd.
J.P. Morgan Chase Bank N.A.
Krung Thai Bank Public Company Ltd.
Mashreq Bank p.s.c.
Mizuho Corporate Bank Ltd.
Oman International Bank S.A.O.G.
SocieteGenerale
Sonali Bank
Standard Chartered Bank
State Bank of Mauritius Ltd.
Urban Co-operative Banks
A P Mahesh Co-operative Urban Bank Ltd., Hyderabad
Abhyudaya Co-operative Bank Ltd., Mumbai
Ahmedabad Mercantile Co-operative Bank Ltd., Ahmedabad
Akola Janata Commercial Co-operative Bank Ltd., Akola
Amanath Co-operative Bank Ltd., Bangalore
Bassein Catholic Co-operative Bank Limited, Vasai
Bharat Co-operative Bank (Mumbai) Ltd., Mumbai
Bharati Sahakari Bank Ltd., Pune
Bombay Mercantile Co-operative Bank Limited, Mumbai
Charminar Co-operative Urban Bank Ltd., Hyderabad
Citizen Credit Co-operative Bank Ltd., Mumbai
Dombivli Nagari Sahakari Bank Ltd., Dombivli
Greater Bombay Co-operative Bank Limited, Mumbai
Indian Mercantile Co-operative Bank Ltd., Lucknow
Jalgaon Janata Sahakari Bank Ltd., Jalgaon
JanakalyanSahakari Bank Ltd., Mumbai
Janalaxmi Cooperative Bank Ltd., Nashik
Janata Sahakari Bank Ltd., Pune
KallappaAnnaAwadeIchalkaranji Janata Sahakari Bank Ltd., Ichalkaranji
Kalapur Commercial Co-operative Bank Ltd., Ahmedabad.
Kalyan Janata Sahakari Bank Ltd., Kalyan
Kapol Cooperative Bank Ltd., Mumbai
Karad Urban Co-operative Bank Ltd., Karad
Madhavapura Mercantile Co-operative Bank Ltd., Ahmedabad

Mahanagar Co-operative Bank Ltd., Mumbai
Mapusa Urban Co-operative Bank of Goa Ltd., Mapusa
Mehsana Urban Co-operative Bank Ltd., Mehsana
N K G S B Co-operative Bank Ltd., Mumbai
Nagar Urban Co-operative Bank Ltd., Ahmednagar
Nagpur NagrikSahakari Bank Ltd., Nagpur
New India Co-operative Bank Ltd., Mumbai
NutanNagrikSahakari Bank Ltd., Ahmedabad
Parsik Janata Sahakari Bank Ltd., Thane
PravaraSahakari Bank Ltd., Loni
Punjab & Maharashtra Co-operative Bank Ltd., Mumbai
Rajkot NagrikSahakari Bank Ltd., Rajkot
Rupee Co-operative Bank Ltd., Pune
Sangli Urban Co-operative Bank Ltd., Sangli
Saraswat Co-operative Bank Ltd., Mumbai
Sardar BhiladwalaPardi People's Co-operative Bank Ltd., KillaPardi
ShikshakSahakari Bank Ltd., Nagpur
Solapur Janata Sahakari Bank Ltd., Solapur
Surat People's Co-operative Bank Ltd., Surat
Thane Bharat Sahakari Bank Ltd., Thane
Thane Janata Sahakari Bank Ltd., Thane
The Akola Urban Co-operative Bank Ltd., Akola
The Cosmos Co-operative Bank Ltd., Pune
The Goa Urban Co-operative Bank Ltd., Panaji
The Khamgaon Urban Co-operative Bank Ltd., Khamgaon
The Nasik Merchant's Co-operative Bank Ltd., Nasik
The ShamraoVithal Co-operative Bank Ltd., Mumbai
The Zoroastrian Co-operative Bank Ltd., Mumbai
Vasavi Co-operative Urban Bank Limited, Hyderabad

- **This list is for information and may change**

BLANK

SECTION 14

APPENDIX

FORM OF TENDER

To,
The Brihanmumbai Municipal Corporation(BMC)
Sir,

I/ We have read and examined the following documents relating to the construction of

iNotice inviting tender.

iiDirections to tenderers (General and special)

iiiGeneral condition of contract for Civil Works of the Brihanmumbai Municipal Corporation(BMC) as 2016 as applicable.

ivRelevant drawings

vSpecifications.

viSpecial directions

viiAnnexure A, B, C E & I.

viiiBill of Quantities and Rates.

1A. I/We _____
(full name in capital letters, starting with surname), the Proprietor/ Managing Partner/ Managing Director/ Holder of the Business, for the establishment / firm / registered company, named herein below, do hereby offer to
.....
.....
.....
.....
.....

Referred to in the specifications and schedule to the accompanying form of contract of the rates entered in the schedule of rates sent herewith and signed by me/ us” (strike out the portions which are not applicable).

1B. I/We do hereby state and declare that I/We, whose names are given herein below in details with the addresses, have not filled in this tender under any other name or under the name of any other establishment /firm or otherwise, nor are we in any way related or concerned with the establishment /firm or any other person, who have filled in the tender for the aforesaid work.”

2. I/We hereby tender for the execution of the works referred to in the aforesaid documents, upon the terms and conditions, contained or referred to therein and in accordance with the specifications designs, drawings and other relevant details in all respects.

* At the rates entered in the aforesaid Bill of Quantities and Rates.

3. According to your requirements for payment of Earnest Money amounting to Rs. _____ /-(Rs. _____)

I/We have deposited the amount through online payment gateways with the C.E. of the Corporation not to bear interest

4. I/We hereby request you not to enter into a contract with any other person/s for the execution of the works until notice of non/acceptance of this tender has first been communicated to me/us, and in consideration of yours agreeing to refrain from so doing I/we agree not to withdraw the offer constituted by this tender before the date of communication to me/us of such notice of non/acceptance, which date shall be not later than ten days from the date of the decision of the Standing Committee or Education Committee of the Corporation, as maybe required under the Mumbai Municipal Corporation Act, not to accept this tender.(Subject to condition 5 below).
5. I/We also agree to keep this tender open for acceptance for a period of 180 days from the date fixed for opening the same and not to make any modifications in its terms and conditions which are not acceptable to the Corporation.
6. I/We agree that the Corporation shall, without prejudice to any other right or remedy, be at liberty to forfeit the said earnest money absolutely, if.
 - a. I/We fail to keep the tender open as aforesaid.
 - b. I/We fail to execute the formal contract or make the contract deposit when called upon to do so.
 - c. I/we do not commence the work on or before the date specified by the Engineer in his work order.
7. I/We hereby further agree to pay all the charges of whatsoever nature in connection with the preparation, stamping and execution of the said contract.
8. I/We further agree that, I/we shall register ourselves as ‘Employer’ with the Bombay Iron and Steel Labour Board’ and fulfil all the obligatory provisions of Maharashtra Mathadi, Hamal and other Manual workers (Regulation of Employment and Welfare) Act 1969 and the Bombay Iron and Steel unprotected workers Scheme 1970.
9. “I/We..... have failed in the accompanying tender with full knowledge of liabilities and, therefore, we will not raise any objection or dispute in any manner relating to any action, including forfeiture of deposit and blacklisting, for giving any information, which is found to be incorrect and against the instructions and directions given in this tender.
10. “I/We further agree and undertake that in the event it is revealed subsequently after the allotment of work/contract to me/us, that any information given by me/us in this tender is false or incorrect, I/We shall compensate the Brihanmumbai Municipal Corporation for any such losses or inconvenience caused to the Corporation in any manner and will not resist any claim for such compensation on any ground whatsoever. I/we agree and undertake that I/we shall not claim in such case any amount by way of damages or compensation for cancellation of the contract given to me/us or any work assigned to me/us or is withdrawn by the Corporation,”

Address

Yours faithfully,

.....

Digital Signature of the Tenderer or the Firm

1.....
 2.....
 3.....

4.....

5.....

Full Name and private residential address of all the partners constituting the Firm

A/c No.

....

.....

....

1.

Name of Bank

2.

.....

.....

3.

Name of Branch

4.

.....

.....

5.

Vender

No.

.....

AGREEMENT FORM

Tender / Quotation

dated 20...

Standing Committee/Education Committee Resolution No.

CONTRACT FOR THE WORKS

.....
.....

...
This agreement made this day of

Two thousand

Between

.....
inhabitants of Mumbai, carrying on business at.....

...
in Bombay under the style and name of Messrs

.....
(Hereinafter called "the contractor of the one part and Shri

.....
the Director(E.S.&P.) (hereinafter called "the commissioner" in which expression are included unless the inclusion is inconsistent with the context, or meaning thereof, his successor or successors for the time being holding the office of Director (E,S.& P)of the second part and the Brihanmumbai Municipal Corporation (hereinafter called "the Corporation") of the third part, WHEREAS the contractor has tendered for the construction, completion and maintenance of the works described above and his tender has been accepted by the Commissioner (with the approval of the Standing Committee/Education Committee of the Corporation NOW THIS

THIS AGREEMENT WITNESSETH as follows:-

- 1 In this agreement words and expressions shall have the same meanings as are respectively assigned to them in the General Conditions of Contract for works hereinafter referred to:-
- 2 The following documents shall be deemed to form and be read and constructed as a part of this agreement viz.
 - a) The letter of Acceptance
 - b) The Bid:
 - c) Addendum to Bid; if any
 - d) Tender Document
 - e) The Bill of Quantities:
 - f) The Specification:
 - g) Detailed Engineering Drawings
 - h) Standard General Conditions of Contracts (GCC)
 - i) All correspondence documents between bidder and BMC
- 3 In consideration of the payments to be made by the Commissioner to the contractor as hereinafter mentioned the contractor hereby covenants with the Commissioner to construct,

complete and maintain the works in conformity in all respects with the provision of the contract.

- 4 The Commissioner hereby covenants to pay to the Contractor in consideration of the construction, completion and maintenance of the works the contract sum, at times and in the manner prescribed by the contract.

IN WITNESS WHERE OF the parties hereto have caused their respective common seals to be herein to affixed (or have hereunto set their respective hands and seals) the day and year above written.

Signed, Sealed and delivered by the contractors

In the presence of

Trading under the name and style of

Full Name

Address

Contractors

Signed by the Director (ES&P)/DMC(SE) in the presence of

Ex. City/ WS/ ES

Director (ES&P)/ DMC(SE)

The Common seal of the Brihanmumbai Municipal Corporation was hereunto affixed on the 20 in the presence of two members of the Standing Committee.

1.

1.

2.

2.

And in the presence of the Municipal Secretary

Municipal Secretary

ANNEXURE " A "

Name of work: - HE-C-WS-IMPROV-07 Proposal for Replacement of Old Pali Inlet of PHR of size 750>600 from Junction of S.V. road & Hill road to Junction of Khar Pali road and Ambedkar road in H/West ward.

a) Name of Zone	: Zone-III in Western Suburbs
b) Estimated cost of Tender	Rs. 16,24,38,539.00/-
c) Earnest Money (1% of the Estimated Cost of the tender)	Rs. 16,24,400.00 /-
1. Definition	: The Engineer for this work is Hydraulic Engineer (HE)
2. Security Deposit Amended	: 17% of the Contract Sum
a) Contract Deposit	: 2% of the Contract Sum
b) Retention Money	: 15% of the Interim payment.
3. Contract Period	: 18 (Eighteen Months) Excluding Monsoon.
1) Contract as a whole	
4. Defect Liability Period	: Mentioned as under
1 A) For laying of CI/DI/MS/MDPE WM upto and including 300mm dia. and allied works as specified	1 year
B) For work of laying of water main of size more than 300mm diameter and allied works as specified	3 years
2 Leakage & contamination & allied works including reinstatement works	1 year
3 Renewal of service connections	1 year
4 Removal of bunch of connection	1 year
5 Repair/ construction of valve chambers	1 year
6 For separate independent tender for road/ trench works like	3 years
4.a Asphalt mix	3 years
4.b Paver block	5 years
4.c CC road	
5. Supervision Charges	: Ten percent (10%)
6. Advances (Recovery of advances)	: as per G.C.C

Signature of Issuing Officer

Signature of Contractor

Date: _____

PRE-CONTRACT INTEGRITY PACT

Bid no.- 7200036273

The Bidder commits himself to take all measures necessary to prevent corrupt practices, unfair means and illegal activities during any stage of his bid or during any pre-contract or post-contract stage in order to secure the contract or in furtherance to secure it and in particular commits himself to the following:-

1. The Bidder will not offer, directly or through intermediaries, any bribe, gift, consideration, reward, favour, any material or immaterial benefit or other advantage, commission, fees, brokerage or inducement to any official of the BMC, connected directly or indirectly with the bidding process, or to any person, organization or third party related to the contract in exchange for any advantage in the bidding, evaluation, contracting and implementation of the Contract.
2. The Bidder further undertakes that he has not given, offered or promised to give, directly or indirectly any bribe, gift, consideration, reward, favour, any material or immaterial benefit or other advantage, commission, fees, brokerage or inducement to any official of the BMC or otherwise in procuring the Contract or forbearing to do or having done any act in relation to the obtaining or execution of the Contract or any other Contract with the Government for showing or forbearing to show favour or disfavour to any person in relation to the Contract or any other Contract with the Government.
3. The Bidder will not collude with other parties interested in the contract to impair the transparency, fairness and progress of the bidding process, bid evaluation, contracting and implementation of the contract.
4. The Bidder will not accept any advantage in exchange for any corrupt practice, unfair means and illegal activities.
5. The Bidder, either while presenting the bid or during pre-contract negotiations or before signing the contract, shall disclose any payments he has made, is committed to or intends to make to officials of the BMC or their family members, agents, brokers or any other intermediaries in connection with the contract and the details of services agreed upon for such payments.
6. The Bidder shall not use improperly, for purposes of competition or personal gain, or pass on to others, any information provided by the BMC as part of the business relationship, regarding plans,

technical proposals and business details, including information contained in any electronic data carrier. The Bidder also undertakes to exercise due and adequate care lest any such information is divulged.

7. The Bidder commits to refrain from giving any complaint directly or through any other manner without supporting it with full and verifiable facts.
8. The Bidder shall not instigate or cause to instigate any third person to commit any of the actions mentioned above.
9. The Bidder and their respective officers, employees, agents and advisers shall observe the highest standard of ethics during the Bidding Process. Notwithstanding anything to the contrary contained herein, the Authority may reject an Application without being liable in any manner whatsoever to the Applicant if it determines that the Applicant has, directly or indirectly or through an agent, engaged in corrupt practice, fraudulent practice, coercive practice, undesirable practice or restrictive practice in the Bidding Process

For the purposes of this Clause 9, the following terms shall have the meaning herein after respectively assigned to them:

- 1 “fraudulent practice” means a misrepresentation or omission of facts or suppression of facts or disclosure of incomplete facts, in order to influence the Bidding Process ;
- 2 “coercive practice” means impairing or harming or threatening to impair or harm, directly or indirectly, any person or property to influence any persons participation or action in the Bidding Process;
- 3 “undesirable practice” means (i) establishing contact with any person connected with or employed or engaged by the Authority with the objective of canvassing, lobbying or in any manner influencing or attempting to influence the Bidding Process; or (ii) having a Conflict of Interest; and
- 4 “restrictive practice” means forming a cartel or arriving at any understanding or arrangement among Applicants with the objective of restricting or manipulating a full and fair competition in the Bidding Process.

Signature of Tenderer/Bidder

Annexure- C

(On Rs. 500/- Stamp Paper)

DECLARATION CUM INDEMNITY BOND

Bid No. 7200036273

I, _____ of _____, do hereby declared and undertake
as under.

2. I declare that I have submitted certificates as required to Executive engineer
(Monitoring) at the time of registration of my firm/company _____ and there is no change in the
contents of the certificates that are submitted at the time of registration.

2. I declare that I _____ in capacity as Manager/Director/Partners/Proprietors of
_____ has not been charged with any prohibitory and /or penal action such as banning(for spe-
cific time or permanent)/de-registration or any other action under the law by any Government and/or
Semi Government and/or Government undertaking.

3. I declare that I have perused and examined the tender document including addendum, condition of
contract, specifications, drawings, bill of quantity etc. forming part of tender and accordingly, I sub-
mit my offer to execute the work as per tender documents at the rates quoted by me in capacity as
_____ of _____.

4.I further declare that if I am allotted the work and I failed to carry out the allotted work in accor-
dance with the terms and conditions and within the time prescribed and specified, BMC is entitled to
carry out the work allotted to me by any other means at my risk and cost, at any stage of the contract.

5. I also declare that I will not claim any charge/damages/compensation for non availability of site for
the contract work at any time.

6. I declare that I will positively make the arrangements of the required equipment on the day of
commencement or with respect to the progress of the work in phases, as per the instructions of site in
charge

Signature of Tenderer/Bidder

BANKERS GURANTEE IN LIEU OF CONTRACT DEPOSIT

THIS INDENTURE made this _____ day of _____ BETWEEN

THE _____ BANK incorporated under the English/Indian Companies Acts and carrying on business in Mumbai (hereinafter referred to as 'the bank' which expression shall be deemed to include its successors and assigns)of the first part

_____ inhabitants carrying on business at _____ in Mumbai under the style and name of Messer's _____ (hereinafter referred to as 'the consultant') of the second part Shri. _____

THE MUNICIPAL COMMISSIONER FOR GREATER MUMBAI (hereinafter referred to as 'the commissioner' which expression shall be deemed, also to include his successor or successors for the time being in the said office of Municipal Commissioner) of the third part and The Brihanmumbai Municipal Corporation (BMC) (hereinafter referred to as 'the Corporation') of the fourth part WHEREAS the consultants have submitted to the Commissioner tender for the execution of the work of “ _____ and the terms of such tender /contract require that the consultants shall deposit with the Commissioner as/contract deposit/ earnest money and /or the security a sum of Rs. _____ (Rupees _____) AND WHEREAS if and when any such tender is accepted by the Commissioner, the contract to be entered into in furtherance thereof by the consultants will provide that such deposit shall remain with and be appropriated by the Commissioner towards the Security – deposit to be taken under the contract and be redeemable by the consultants, if they shall duly and faithfully carry out the terms and provisions of such contract and shall duly satisfy all claims properly chargeable against them there under AND WHEREAS the consultants are constituents of the Bank and in order to facilitate the keeping of the accounts of the consultants, the Bank with the consent and concurrence of the consultants has requested the Commissioner to accept the undertaking of the Bank hereinafter contained, in place of the contractors depositing with the Commissioner the said sum as earnest money and /or security as aforesaid AND WHEREAS accordingly the Commissioner has agreed to accept such undertaking NOW THIS AGREEMENT WITNESSES that in consideration of the premises, the Bank at the request of the consultants (hereby testified) UNDERTAKES WITH the commissioner to pay to the commissioner upon demand in writing , whenever required by him , from time to time , so to do ,a sum not exceeding in the whole Rs. _____ (Rupees _____) under the terms of the said tender and /or the contract .The B.G. Is valid upto _____”Notwithstanding anything what has been stated above, our liability under the above guarantee is restricted to Rs. _____ only and guarantee shall remain in force upto _____ unless the demand or claim under this guarantee is made on us in

writing on or before _____ all your right under the above guarantee shall be forfeited and we shall be released from all liabilities under the guarantee thereafter”

IN WITNESS WHEREOF

WITNESS(1) _____

Name and _____

address _____

WITNESS(2) _____

Name and _____ the duly constituted Attorney Manager

address _____

the Bank and the said Messer’s _____

_____ (Name of the Bank)

WITNESS(1) _____

Name and _____

address _____

WITNESS(2) _____

Name and _____

For Messer’s _____

address _____

have here into set their respective hands the day and year first above written.

The amount shall be inserted by the Guarantor, representing the Contract Deposit in Indian Rupees.

➤ **PROFORMA FOR THE UNDERTAKING TO BE SUBMITTED BY THE TENDERER
(ON THEIR LETTER-HEAD)**

Date: _____

To,
The Municipal Commissioner,
Brihanmumbai Municipal Corporation,
Mumbai.

Sub: _____

Sir,

We, the undersigned hereby undertake that

- 1 All Asphalt Works required to be done under the captioned contract work shall be got executed with the specified asphalt mixes manufactured in M.C.G.M. approved Asphalt Plants only.
- 2 All the Paver blocks required for the Paver block works to be carried out under the captioned contract work shall be procured from the specified manufacturers approved with M.C.G.M.
- 3 The R.M.C. works required to be done under the captioned contract work shall be got executed with the specified R.M.C. mixes supplied by M.C.G.M. approved R.M.C. plants only.
- 4 All the pipes/ specials required for the works will be procured from the manufacturer approved with M.C.G.M only.
- 5 All the M.S pipes/ specials will be fabricated from B.I.S. approved Company/ I.S.O 9000 Certified Company, confirmed to I.S 3589, I.S 2062.
- 6 All the Air valves, Sluice valves & the Butterfly Valves will be procured from the Company approved with M.C.G.M.
- 7 All the observations & instructions made by the quality assurance agency appointed if any for the tender work are binding on us and same will be complied immediately.

Yours Faithfully,

Rubber Stamp. Signature

Information regarding status of tender (s)

(To be submitted on Tenderers letter head)

2. a) Whether it is proprietary concern?

2. If so, name of the owner

If it is partnership concern, please furnish name and address of each partner and copy of registration certificate.

2. In case of Company, please furnish documentary proof to show that the Company registered.

Signature of authorized person of

Concern/ Company.

Annexure- D

Bid No. 7200036273

Each tenderer shall upload scanned copy of an undertaking on stamp paper of Rs **500/-** as per proforma given below, in packet “B”. The undertaking shall be submitted in physical format within seven days from the date of issue of work order, if the tender is awarded to the bidder.

“I/We(full name in capital letters, starting with surname) , the Proprietor / Managing Partner / Managing Director / Holder of the Business/Manufacturer/Authorized Dealer, for the establishment /firm/registered company, named herein below, do hereby state and declare that I/We.....

whose names are given herein below in details with the addresses have not filled in this tender under any other name or under the establishment / firm or otherwise, nor are we in any way related or concerned with any establishment, firm or any other person, who have filled in the tender for the aforesaid work”.

I/We hereby further undertake that we have offered the **best prices** for the subject supply / work as per the present market rates. Further, we do hereby undertake and commit that we have not offered / supplied the subject product / similar product / systems in the past one year in Maharashtra state for quantity variation up to -50% / + 10% at a price lower than that offered in the present bid to any other outside agencies including Govt./semi Govt. agencies and within M.C.G.M also. Further, we have filled in the accompanying tender with full knowledge of the above liabilities and therefore we will not raise any objection or dispute in any manner relating to any action, including forfeiture of deposit and blacklisting, for giving any information which is found to be incorrect and against the instructions and directions given in this behalf in this tender.

I/We further agree and undertake that in the event it is revealed subsequently after the allotment of work / contract to me / us, that any information given by me / us in this tender is false or incorrect, I / We shall compensate the Brihanmumbai Municipal Corporation for any such losses or inconvenience caused to the Corporation in any manner and will not raise any claim for such compensation on any ground whatsoever. I / We agree and undertake that I / We shall not claim in such case any amount, by way of damages or compensation for cancellation of the contract given to me / us or any work assigned to me / us or as withdrawn by the Corporation.”

Annexure- E
Rate Analysis

Item Description:

Sr.No.	Description of rate analysis parameters	Unit	Quantity	Rate	Amount
1	Basic Material (Rate should be inclusive of all taxes)				
2	Machinery Hire Charges				
3	Labour Type		(labour components)		
4	Total of all components				
5	Overhead & Proffit 15% on 4				
6	Total Rate (4+5)				
7	Per unit rate				

Sign & Seal of the Tenderer

Annexure-F
SPECIAL ANNEXURE-I (Deleted)

Special Annexure I												
Sr No	SAC/ HSN Code	Item/ work description	Amount inclusive of all taxes and duties	Bidder to indicate the amount of applicable taxes								
				CGST		SGST		IGST		Other taxes if any	-	Total amount of taxes
				%	Amount ₹	%	Amount ₹	%	Amount ₹	%	Amount ₹	
Total												

Annexure –G

Irrevocable Undertaking

(on Rs. 500/- Stamp Paper)

Bid no. 7200036273

I Shri/ Smt.....aged,.....years Indian Inhabitant. Proprietor/
Partner/ Director of M/sresident at
.....do hereby give Irrevocable Undertaking as under;

- 1 I Say & undertake that as specified in section 171 of CGST Act, 2017, any reduction in rate of tax on supply of goods or services or the benefit of input tax credit shall be mandatorily passed on to BMC by way of commensurate reduction in prices.
- 2 I further say and undertake that I understand that in case the same is not passed on and is discovered at any later stage, BMC shall be at liberty to initiate legal action against me for its recovery including, but not limited to, an appeal to the Screening Committee of the GST Counsel.
- 3 I say that above said irrevocable undertaking is binding upon me/ my partners/ company/ other directors of the company and also upon my/ our legal heirs, assignee, Executor, administrator etc.
- 4 If i fail to compliance with the provisions of the GST Act, I shall be liable for penalty/ punishment or both as per the provisions of GST Act.

Whatever has been stated here in above is true & correct to my/our own knowledge & belief.

Solemnly affirmed at

DEPONENT

THIS DAY OF

BEFORE ME

PROFORMAS:

A)PROFORMA- I

The list of similar works as stated in para ‘A’ of Post qualification during last seven years–

PROFORMA- I						
Sr.No.	Name of the Project	Name of the employer	Stipulated date of completion	Actual date of completion	Actual Cost of work done (in Lakhs)	Certifying Authority
1	2	3	4	5	6	7

NOTE:

- 1) Scanned Attested copies of completion/performance certificates from the Engineer-in-Charge for each work should be annexed in the support of information furnished in the above proforma.
- 2) Works shall be grouped financial year-wise.

B) PROFORMA- II

Audited annual turnover of Civil Engineering Construction Works during the last five years.

PROFORMA- II					
Sr.No.	Financial year	Annual Turnover of Civil Engineering Works	Updated value to current year	Average of last 5years	Page No.
1					
2					
3					
4					
5					
Total					

NOTE: The above figures shall tally with the audited balance sheets uploaded by the tenderers duly certified by Chartered Accountant.

C) PROFORMA- III

At least similar work, as stated in para 'A' of Post qualification,

PROFORMA- III							
Name of the Project	Name of the Employer	Cost of the Project	Date of issue of work Order	Stipulated Date of Completion	Actual Date of Completion	Actual cost of work done	Remarks explaining reasons for delay, if any
1	2	3	4	5	6	7	8

Note: Scanned Attested copies of completion/performance certificates from the Engineer-in-charge for each work should be annexed in support of information furnished in the above proforma.

D) PROFORMA- IV

PERSONNEL:

PROFORMA- IV					
Sr. No.	Post	Name (Prime Candidate/ Alternate)	Qualification	Work Experience	
				No. of Years	Name of Projects
1	Project Manager				
2	Quality Control Engineer				
3	Site Engineer				
4	Site Supervisor				

NOTE: Scanned Attested copies of qualification certificates and details of work experience shall be submitted /uploaded.

E) PROFORMA- V

MACHINERY:

a) for special work

PROFORMA- V/A			
Sr.No.	Equipment	Number	Owned/Leased/Assured access
1	2	3	4

PROFORMA- V/B			
Sr.No.	Equipment	Number	Owned
1	2	3	4

Note: The tenderer(s) shall furnish/upload the requisite Scanned Attested documents of ownership/leased of machineries. The undertaking from the suppliers will not be accepted.

b) For Routine work

The tenderer(s) to qualify this bid shall either own equipment, in full working order, as listed below, or must demonstrate that based on known commitments, they will be available for timely use in the proposed contract as specified in Equipment Capability

PROFORMA V/C			
Sr.No	Equipment owned / access to	Requirements (No)	RTO Vehicle nos / Invoice no.
1	2	3	4
01	Pumps for dewatering	2 [5 BHP]	
02	Submersible pumps for dewatering	2 [5 BHP]	
03	Rock breaker with compressor	1	
04	Pipe cutter	2	
05	Ratchet Drilling machine.	2	
06	Roller Vibratory Min. 10T	2	
07	Welding set.	2	
08	Compressor	2	
09	Transit Mixer (Tilted)	2	
10	J.C.B.	1	

11	Excavator / Poclain	1	
12	Dumper / Trucks 8 Cu.m capacity	2	
13	Dumper / Trucks 4 Cu.m capacity	2	
14	C.C.T.V. Camera	1	
15	Mobile D.G.set	1	
16	Plate Vibrator	1	

F) PROFORMA - VI

Details of Existing Commitments and ongoing works –

PROFORMA - VI / A							
Description of work	Place	Contract No. & Date	Name & Addresses of employer	Value of Contract in Rs.	Scheduled date of completion	Value of work remaining to be completed	Anticipated Date of completion
1	2	3	4	5	6	7	8

Note: Scanned Attested copies of completion/performance certificates from the Engineer-in-Charge for each work should be annexed in the support of information furnished in the above proforma.

Details of works for which bids are already uploaded –

PROFORMA - VI / B						
Description of work	Place	Name & Addresses of employee	Value of Contract in Rs.	Time Period	Date on which decision is expected	Remarks
1	2	3	4	5	6	7

Note: Scanned Attested copies of certificates from the Engineer-in-charge for each work shall be annexed.

G) PROFORMA VII (DELETED)

Maximum Quantity of total Pavement Quality Concrete (M35 or richer mix) on volumetric basis in Cu.m, completed in one single contract during the last seven(7) financial /calendar years

Year	Name of the Works	Name of the Employers	Quantity of Concrete (M 35 or richer mix) (Cum)	Remarks
1	2	3	4	5

I) PROFORMA VIII

The tenderer to qualify this bid shall own or have assured access (through hire, lease, and other commercial means) in full working order, to the equipment as listed below, and must demonstrate that based on known commitments, they will be available for timely use in the proposed contract.

Sr.No	Equipment	No
1	2	3
1	Computerized Batch mix Asphalt Plant Capacity min. 80 M.T per hr. with valid registration of M.C.G.M.	-
2	R.M.C Plant (computerized) — Capacity 60 Cu.m per hr. (or two nos. of 30 Cu.m. per hr. in lieu of 60 cum per hr.) with valid registration of M.C.G.M.	-
3	Paver Blocks (BIS Certified) manufacturing factory approved by M.C.G.M with valid registration.	-

NOTE: a) The minimum suggested major equipment to begin with for execution of works in accordance with the prescribed construction schedule are shown in the above list. The contractor shall mobilize prior to bidding of this bid and mandatorily during the contract implementation, additional equipment as directed by Engineer in charge.

J) PROFORMA IX

Information on Litigation History in which the tenderer is involved.

Other Party (ies)	Employer	Cause of Dispute	Amount involved	Remarks showing Present Status.
1	2	3	4	5

The bidder shall disclose the litigation history in Packet 'B' under the head "**Details of litigation History**".

If there is no litigation history, the bidder shall specifically mention that there is no litigation history against him as per clause of litigation history.

In case there is litigation history-

Litigation History must cover-any action of blacklisting, debarring, banning, suspension, de-registration and cheating with BMC, State Government, Central Government or any authority under State or Central Govt./Govt. Organization initiated against the company, firm, directors, his partners or authorized signatory shall be disclosed for last five years from the date of submission of bid. Also, bidder must disclose the litigation history for last five years from the date of submission of bid about any action like show cause issued, blacklisting, debarring, banning, suspension, de-registration and cheating with BMC and BMC is the party in the litigation against the company, firm, directors, partners or authorized signatory for carrying out any work for BMC by any authority of BMC and the order passed by the competent authority or by any court where BMC is a party. While taking decision on litigation history, the concern Chief Engineer of DMC of Director, as may be the case, should consider the details submitted by the bidder and take decision based on the gravity of the litigation and the adverse effect of the act of company, firm, directors, partners or authorized signatory on the BMC works which can spoil the quality, output, delivery of any goods or any work execution and within the time frame.

Note: Scanned Attested copies of completion/performance certificates from the Engineer-in-charge for each work should be annexed and uploaded.

K) PROFORMA – X

Information of certificate issuing authorities

Sr.No.	Employer/Name of issuing Authority	Designation of issuing Authority	E-mail ID of issuing Authority	Contact numbers of issuing Authority
---------------	---	---	---------------------------------------	---

L) PROFORMA – XI: DELETED.

~~INFORMATION ABOUT INSTALLATION OF SCADA ETC.~~

~~MANDATORY REQUIREMENT FOR REGISTERED/ASSURED PLANTS REQUIRED AND TO ALL MACHINERIES OWNED/ASSURED REQUIRED.~~

MANDATORY REQUIREMENT:

Particulars	Whether Installed	Copies of Certification of installer company enclosed.
	Yes / No	Yes/ No
1	2	3
Intelligent Compaction system compatible for L&T, Escort, JCB, Greaves or equivalent make Compactors.		
Agent Software for Compactor		
Batch Mix Plant SCADA Automation		
Software Agent Batch Mix Plant connectivity		
Software agent RMC plant connectivity		
Vehicles Tracking System with automation loading unloading Switch		
Vehicles Tracking System Per month Subscription charges		
SCADA Automation for ICPB Factory		

Note: Intending tenderer shall give undertaking to provide the information on SCADA as required in PROFORMA X.

BLANK

SECTION 15

**REVISED CONTRACT
CLAUSE FOR GIS
UPDATE, DATA
FORMATS AND SO
MONUMENTS LIST**

(BIDDER SHOULD SUBMIT INFORMATION APPLICABLE TO THIS WORK AS DEMANDED BY BMC TIME TO TIME IN THE FORMATS ATTACHED IN THIS SECTION OR ANY OTHER ADDITIONAL FORMATS / INFORMATION DURING EXECUTION OF THE WORK)

MUNICIPAL CORPORATION OF GREATER MUMBAI

(3)

**C I R C U L A R
2019-20**

Ch.E./S.O./ 5853 dtd.: 21 AUG 2019

Sub : Establishment of DGPS (Differential Global Positioning System) to provide GPS correction data & common reference facility for the survey works carried out in MCGM.

In the year 2007, National Informatics Centre (NIC), a Govt. of India undertaking, under the project called "Utility Mapping Project for Six Cities", developed the Geo Referenced Base Map for MCGM, which was accepted as common base map for entire MCGM Deptt. as well as external utility agencies. All the stake holding deptts. were expected to develop their respective GIS layers on this common basemap. Accordingly, some of the deptt. have taken initiative in this regards and under "OneMCGM" GIS portal, their layers are now seen on common basemap.

Further, to improve the mapping accuracy, S.O.Deptt. established DGPS in the year 2013, which allows to map the Lat/Long position of assets on ground, with sub-meter accuracy. In this scheme 25 nos. of Hand Held Rovers and two "Permanent Reference Base Stations" also known as "Continuously Operated Reference Stations (CORS)" are procured. The CORS are fixed at Dadar and Jogeshwari locations respectively. With this system in place, MCGM has now equipped with common mapping reference" and provides both PPK & RTK (Post Processed Kinematic & Real Time Kinematic) GPS data correction to the surveyors working with GPS or Total Stations, in Mumbai. S.O.Deptt. has taken one more initiative and fixed 24 nos. of GCP (Ground Control Point) with reference to the aforementioned permanent reference stations. The technical details of CORS and GCPs may be seen in Annexure-I attached.

Therefore, any survey / mapping carried out with the help of above DGPS facility, the survey data so collected, would fit on MCGM basemap and the position of different utilities so captured, would relate to each other accurately. This would ensure quick and accurate data sharing among various departments while planning / executing their projects, which also fulfills the objective of "One MCGM" initiative.

5

In this regards, all MCGM Deptts. are hereby requested to avail the benefits of aforementioned DGPS facility during execution of their respective work. To get more information about the PPK / RTK GPS correction data or GCP reference data OR application of this facility, please get in touch with E.E.(S.O.)Trg.&SUMC at 302, Admin Bldg., Dadar Pumping station premises, Senapati Bapat Marg, Dadar (W), Mumbai-400028, Tel.: 022-24226133 or send email to eeatsumc.so@mcgm.gov.in

Sd/- 01.08.2019
Ch.E.(S.O.)

Sd/- 03.08.2019
D.M.C.(E)

Sd/- 03.08.2019
A.M.C.(P)

Sd/- 07.08.2019
Hon'ble M.C.

Ref.: MGC/ F / 9979 dtd.: 08.08.2019

The above circular, approved by Hon'ble M.C. under No. MGC/ F / 9979 dtd.: 08.08.2019, is forwarded herewith for information & necessary action.

[Signature]
Ch.E.(S.O.)

Copy to:-

Ch.E.(S.P.)	Ch.E.(D.P.)	Ch.E.(SWD)	Ch.E.(Roads&Traffic)	H.E.
Ch.E.(W.S.P.)	Ch.E.(M.S.D.P.)	Ch.E.(S.W.M.)	Ch.E.(B.M.)	Ch.E. (Bridges)
Ch.E.(M&E)	D.M.(C.C.R.S.)	Director (I.T.)	Ch.E.(CTI&RC)	

बृहन्मुंबई महानगरपालिका
जल अभियंता यांचे कार्यालय

सो. आर	आयसी
९०	आय एस
एमसीएल	एम सी
डो. ओ/	आय
वॉच	एस आर
	गोपनीय

22 AUG 2019
921060
जिअ

PI note and ~~report~~ ^{new} ~~act~~ ^{report} ~~accuracy~~
 beel. we can utilize this facility and
 how accurately it will meet our requirement?
 23/08/2019
 24/08/2019
 H.E. 28/08/19
 A.E. (WDIP)

बृहन्मुंबई महानगरपालिका
कार्यकारी अभियंता
(ज वि सु का)
कार्य. अभि/..... 917/ज वि सु का
दि... 28 AUG 2019

A.E.(WDIP)/E.S./WS/city/GIS/Billing

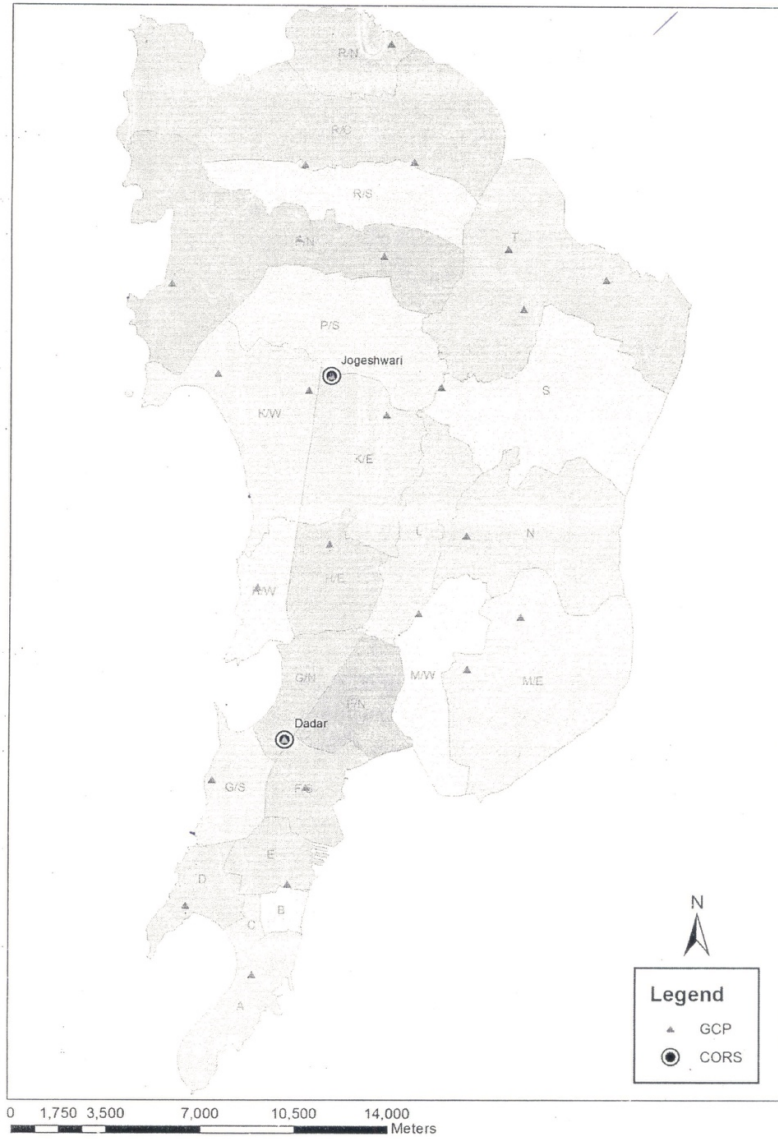
AC 610)
 send copy to *to be removed, make
 & amendment & sign me in* *MA det. for work*
 28/8/19
 D. M. S. R. S. R.

E. E. (WDIP)

SE Jaydeep.
Pl. discuss

[Signature]
28/8/19

CORS & GCP Locations



XXX

MUNICIPAL CORPORATION OF GREATER MUMBAI

Dy. Ch. E. (SO) / 1550 / P&C / 16 OCT 2019

Sub : Establishment of DGPS (Differential Global Positioning System) to provide GPS correction data & common reference facility for the survey works carried out in MCGM.

Ref.: E.E./WDIP/IR/ 917 dt.: 01-10-2019

With respect to subject matter and above referred note of Dy.H.E.(WDIP), please find the data about 24 GCP points, captured by S.O.Deptt. of monuments created by H.E. Deptt., attached with this note, for your reference and further n/a.

Encl.: GCP points List (4 pages)

Pradipkumar Kharat
11.10.19
(Pradipkumar Kharat)
Dy.Ch.E.(S.O.)P&C

Dy.H.E.(WDIP)

बृहन्मुंबई महानगरपालिका
कार्यकारी अभियंता
(ज वि सु का)
कार्य. अभि/1261.../ज वि सु का
दि. 24-10-19.....

A.E.(WDIP)/E.S./AWS/city/GIS/Billing

~ 24/10/19

E. E. (WDIP)

SE Jaydeep.

Pl. Discuss

CNR
23/10/19

Project file data		Coordinate System	
Name:	G:\BMC Data Point Collection Job\BMC Data Point Collection Job\Output\Dadar-Jogeshwari Triangulation\Triangulation.vce	Name:	UTM
Size:	2 MB	Datum:	WGS 1984
Modified:	08-07-2016 13:20:27 (UTC:5)	Zone:	43 North (75E)
Time zone:	India Standard Time	Geoid:	EGM96 (Global)
Reference number:	UTM		
Description:	MCGM Secondary Reference Point		

Point List

Point ID and Location	Easting (Meter)	Northing (Meter)	Elevation (Meter)	Pillar Code
Aksha Beach Pumping Station	268309.942	2121346.625	8.245	P31
Bhandarwada Reservoir	272719.553	2098409.073	27.288	P11
Bhandup Complex	281443.843	2120427.756	64.237	P2
Borivali Reservoir	277345.910	2126053.628	66.210	P23
Cross Maidan Tunnel shaft	271408.782	2094954.391	9.285	P13
DADAR	272597.700	2103913.035	34.843	DADAR BASE
Ghat Kopar Yard	279361.798	2111722.863	16.994	P6
Golanji Hill Reservoir	273403.980	2102098.961	36.123	P10
Haji Umer Mohammad Garden	273425.468	2117265.456	22.809	P28
JOGESHWARI	274262.352	2117828.371	78.193	JOGESHWARI BASE
Kachra Cabin Kurla	277592.171	2108745.897	7.890	P33
Ketki Pada Pumping Station	276461.086	2130563.590	15.523	P25
Mahaveer Nagar Tunnel Shaft	273245.663	2125939.201	10.976	P24
Malabar Hill Reservoir	268927.484	2097589.578	58.980	P14
Malad Reservoir	276218.432	2122421.112	62.610	P21

Pali Hill Reservoir	271564.121	2109720.602	48.641	P16
Powai High Level Reservoir	278392.615	2117393.499	63.127	P19
Shivaji Nagar (Aries) Tank	281400.532	2108622.235	7.234	P7
Transport Nagar Premises Near Liberty Garden	273053.858	2123067.128	9.781	P22
Trombay Low Level Reservoir	279408.933	2106640.623	33.363	P8
Tulsi Lake	280873.839	2122704.587	108.745	P1
T-Ward	284522.498	2121541.195	16.457	P4
Vakola Tunnel Shaft	274242.303	2111385.549	12.372	P100
Veravali Low Level Reservoir	276341.797	2116330.199	36.889	P18
Worli Hill Reservoir	269892.587	2102377.180	33.357	P15
Yari Road Tunnel Shaft	270042.695	2117898.183	7.520	P32
7/12/2016 5:13:16 PM	G:\BMC Data Point Collection Job\BMC Data Point Collection Job\Output\Dadar-Jogeshwari Triangulation\Triangulation.vce		Trimble Business Center	

Project file data		Coordinate System	
Name:	G:\BMC Data Point Collection Job\BMC Data Point Collection Job\Output\Dadar-Jogeshwari Triangulation\Triangulation.vce	Name:	UTM
Size:	2 MB	Datum:	WGS 1984
Modified:	08-07-2016 13:20:27 (UTC:5)	Zone:	43 North (75E)
Time zone:	India Standard Time	Geoid:	EGM96 (Global)
Reference number:	Local Coordinates		
Description:	MCGM Secondary Reference Points		

Point List

Point ID and Location	Latitude (Local)	Longitude (Local)	Height (Local) (Meter)	Pillar Code
Aksha Beach Pumping Station	N19°10'19.98573"	E72°47'48.54816"	-59.403	P31
Bhandarwada Reservoir	N18°57'56.02986"	E72°50'29.08663"	-41.536	P11
Bhandup Complex	N19°09'55.35234"	E72°55'18.30985"	-3.995	P2
Borivali Reservoir	N19°12'56.66223"	E72°52'55.75858"	-1.646	P23
Cross Maidan Tunnel shaft	N18°56'03.18642"	E72°49'45.74709"	-59.677	P13
DADAR	N19°00'54.92866"	E72°50'22.61368"	-33.702	DADAR BASE
Ghat Kopar Yard	N19°05'11.51716"	E72°54'10.64514"	-51.473	P6
Golanji Hill Reservoir	N18°59'56.27012"	E72°50'50.93388"	-32.541	P10
Haji Umer Mohammad Garden	N19°08'09.37683"	E72°50'45.29853"	-45.183	P28
JOGESHWARI	N19°08'28.01335"	E72°51'13.69004"	10.188	JOGESHWARI BASE
Ichra Cabin Kurla	N19°03'34.03490"	E72°53'11.35376"	-60.628	P33
Ketki Pada Pumping Station	N19°15'22.94068"	E72°52'23.58691"	-52.159	P25
Mahaveer Nagar Tunnel Shaft	N19°12'51.30458"	E72°50'35.47743"	-56.704	P24
Malabar Hill Reservoir	N18°57'27.86371"	E72°48'19.85108"	-9.759	P14
Malad Reservoir	N19°10'58.11315"	E72°52'18.68986"	-5.314	P21
Pali Hill Reservoir	N19°04'03.33063"	E72°49'44.82784"	-19.594	P16
Powai High Level Reservoir	N19°08'15.50937"	E72°53'35.16420"	-5.074	P19
Shivaji Nagar (Aries) Tank	N19°03'31.49363"	E72°55'21.62512"	-61.455	P7

Transport Nagar Premises Near Liberty Garden	N19°11'17.85114"	E72°50'30.13146"	-57.986	P22
Trombay Low Level Reservior	N19°02'26.29382"	E72°54'14.33479"	-35.326	P8
Tulsi Lake	N19°11'09.15881"	E72°54'57.87574"	40.617	P1
T-Ward	N19°10'32.73897"	E72°57'03.20145"	-51.884	P4
Vakola Tunnel Shaft	N19°04'58.53417"	E72°51'15.70790"	-55.893	P100
Veravali Low Level Reservior	N19°07'40.13072"	E72°52'25.45030"	-31.261	P18
Worli Hill Reservior	N19°00'03.90776"	E72°48'50.79836"	-35.169	P15
Yari Road Tunnel Shaft	N19°08'28.58148"	E72°48'49.31149"	-60.319	P32
7/12/2016 5:14:07 PM	G:\BMC Data Point Collection Job\BMC Data Point Collection Job\Output\Dadar-Jogeshwari Triangulation\Triangulation.vce		Trimble Business Center	

Format of Leak Detection and Repair

LEAK DETECTION

NAME OF WARD	ZONE	TYPE OF LEAK 1/2/3	LEAK NO	DATE
ADDRESS OF LEAK LOCATION		LOCATION SKETCH WITH 3 POINT CO-ORDINATES		
		<div style="border: 1px solid black; height: 100px; width: 100%;"></div>		
GPS CO-ORDINATES		LONGITUDE	LATTITUDE	
NATURE OF LEAK				
LEAK ON DISTRIBUTORY WATER MAIN				
LEAK ON BUTTERFLY/SLUICE/AIR VALVE				
LEAK ON SERVICE CONNECTION/FERRULE/TAP/ABANDONED CONNECTION/OTHER				
LEAK DETECTION METHOD				
SOURCE OF LEAK				
DETECTED BY				
MISC DETAILS				
NAME/DESIGNATION OF LD/WARD STAFF			SIGNATURE OF LD/WARD STAFF	

WORK ORDER

WORK ORDER NO & DATE	TO : EEWV(CONST) / AEWV(MAINT) / SEWV(MAINT) WARD Arrange to repair above mentioned Leak and send completion report.
	AEWV _____ WARD

LEAK REPAIR (TO BE FILLED BY EXECUTING AGENCY)

DATE OF WORK STARTED		
DATE OF WORK COMPLETED		
RESOURCES USED FOR REPAIR WORK		
MANPOWER		
PLANT AND MACHINERY		
MATERIAL USED		
DETAILS OF LEAK FOUND & REPAIRED ON SITE		
EXECUTING AGENCY		
JEWV _____	SEWV _____	AEWV _____

P.T.O

SECTION 16
LATEST BARRICADING
CIRCULAR

BRIHANMUMBAI MUNICIPAL CORPORATION

CIRCULAR

U/No.MGC/F/6342 dated 5.5.2018

Sub.: Revised guidelines regarding barricades being used during the execution of various infrastructure development projects by BMC in Mumbai.

Various infrastructure development projects are being executed by BMC for the betterment of citizens of Mumbai. During the course of execution of the projects, it is necessary to provide strong and secured barricading as a safety measure to avoid any mishaps as well as to avoid nuisance to vehicular and pedestrian traffic. Nowadays, the following types of barricades are being used exclusively in BMC as per the convenience of various departments at different sites.

1. Water/sand fill able PVC Metro barricades.
2. RW 7.45 (G.I. sheets of 22 gauge fixed on 3 inch dia. Wooden bullies buried in existing road sufficiently)
3. RW 7.36 (G.I. sheets of 22 gauge fixed on MS Angle post buried in half the depth in drums of 20 litres capacity in 1:3:6 concrete)
4. Structural steel barricade for major trenches having depth more than 2.00 meters.

Thus from the above, it can be seen that there is no uniformity in provision of barricades as they are of different size and shape. Further it is also observed that the continuity is not maintained in providing the barricading keeping gaps in between thus endangering the safety of vehicular as well as pedestrian traffic. Also the barricades are not being cleaned, thus further adding to shabbiness. Further Mumbai being the financial capital of India, people from all over the world visit the city daily and to maintain good image of city the following decisions are taken.

A) Only two type of barricades having department wise colour coding are proposed to be used depending upon the nature of work i.e. Minor and Major.

i) Minor works: Barricading made out of 1.5 mm thick MS plate fixed on M.S. angle post/ frame of 65 mm X 65 mm X 6 mm having height of 1.5 m supported on as shown in Annex-I.

ii) Major works: Structural steel barricade made out of 1.50 mm thick M.S. Plate ISMB 250, ISLC 250X50mm and ISA 50mmX50mmX6mm having of size 2.5 m X 2m as shown in Annex-II.

B) The department wise colour coding for the barricading shall be as under:-

i) H.E. & W.S.P. department – Blue

ii) Roads, Traffic, Bridges and Coastal Roads department– Yellow

iii) S.P. & S.O department – Green

a. S.W.D., Building Maintenance department &for ward works –Red

C) The basic principle behind installing secured and continuous barricading is to ensure the safety of vehicular as well as pedestrian traffic and residents in the nearby vicinity of the project. Due to non-installation of appropriate barricades on sites if any mishap occurs leading to injury or loss of life, then the contractor and contractor’s Engineer in-charge will be liable for the consequent action.

D) During the course of execution of project, if it is noticed that the contractor has not provided barricading then a penalty of Rs.1000/- per meter per day will be imposed upon the contractor and will be deducted from the due Bill. This penalty shall be a part of penalty as per tender condition.

E) Details of the work shall be prominently displayed on the central panel of the barricades along-with the Social Slogans as given in Annexure III and the Cycle of the same shall be maintained.

F) The contractor shall provide and install the barricading along with the slogans printed as per the Annexure III, at his own cost and no payment will be made for this, however the contractor shall quote the bid accordingly by considering the cost of barricading.

The condition shall be included in the tender as given below.

“ Barricading shall be provided free of cost as per Circular vide U/No.MGC/F/6342 dated 5.5.2018 and as per Annexure I, II and III of Standard drawings and specifications with slogans and department wise colour codes.” The copy of circular will be attached to the tender as a part of tender document.

This circular will be applicable for the new tenders proposed to be invited from 01.06.2018 and also the corrigendum shall be attached to tenders which are uploaded. However, for the projects wherein the tenders are already invited, the barricading shall be provided strictly as per tender condition. All the details (Annexure I, II & III of Standard

drawings and specifications with slogans and department wise colour codes, sketches and department wise colour coding) are uploaded on BMC portal.

This circular shall come in force with immediate effect.

sd/- 20.4.2018
(Shri V.P .Chithore)
Dir.(ES&P)

sd/- 20.4.2018
(Shri R. B. Bambale)
D.M.C.(S.E.)

sd/- 21.4.2018
(Shri Vijay Singhal)
A.M.C.(E.S.)

sd/- 21.4.2018
(Dr. Shri Sanjay Mukherjee)
A.M.C.(P.)

sd/- 5.5.2018
(Shri Ajoy Mehta)
M. C.

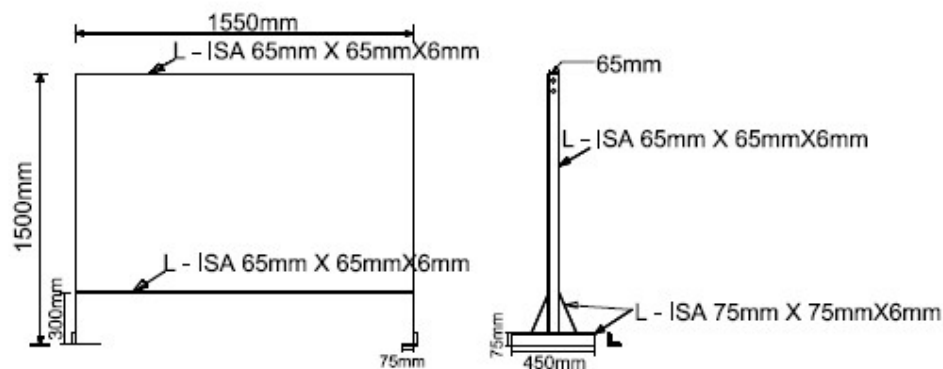
sd/- 16.5.2018
(Shri V.P .Chithore)
Dir.(ES&P)

sd/- 16.5.2018
(Shri P. R. Kadam)
D.M.C.(S.E.)

ANNEXURE I

A) Minor work

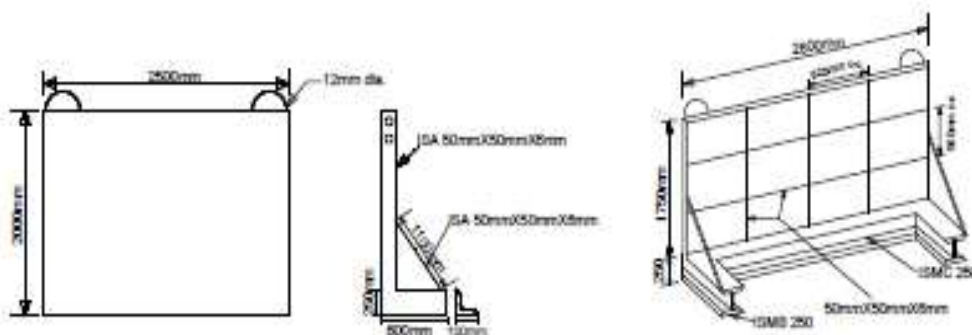
Providing, fabricating and installing the barricading made out of 1.5 m high M.S. Angle post of 65 mm X 65 mm X 6 mm with 1.5 mm thick M.S. Sheet of size 1.55 m X 1.2 m welded to the M.S. angle post/ frames and fixed to 75mm X 75mm X 6 mm angle base as shown in sketch for minor works , displaying of the social slogan as per the Annex - III, daily cleaning of the same to get better appearance and interlocking arrangement to ensure continuity in provision and to avoid gap in between etc complete and as directed by Engineer in-charge.



ANNEXURE II

B) Major works:

Providing, fabricating and installing the structural steel barricading made out of 1.5 mm thick M.S plate of size 2500 mm X 2000 mm, ISMC 250 X 50 channels, M.S. Angles ISA 50 X 50 X 6mm and ISMB 250 as per IS 1161-1 RHS/SHS rolled angle plates of TATA Steel, Lloyd Steel, SAIL, ESSAR steel approved in straight profile of all sizes, shapes and for all works including stiffeners, bolts and nuts, fillet / butt welding, splicing, machine grinding, of all member joints wherever required to give neat appearance, and daily cleaning the barricading along with displaying of the Depthwise slogans as given in Annexure -III etc with interlocking arrangement to avoid gap in between and as directed by Engineer in-charge.



ANNEXURE III

1) HYDRAULIC ENGINEER'S DEPARTMENT/ WATER SUPPLY PROJECTS

- i) Inconvenience regretted
- ii) Ensuring Mumbai's water supply
 - a.a.i Save water Save life

2) ROAD, TRAFFIC / BRIDGES DEPARTMENT

- i) Inconvenience regretted
- ii) Working towards a better tomorrow
 - a.a.ii My Mumbai, Green Mumbai

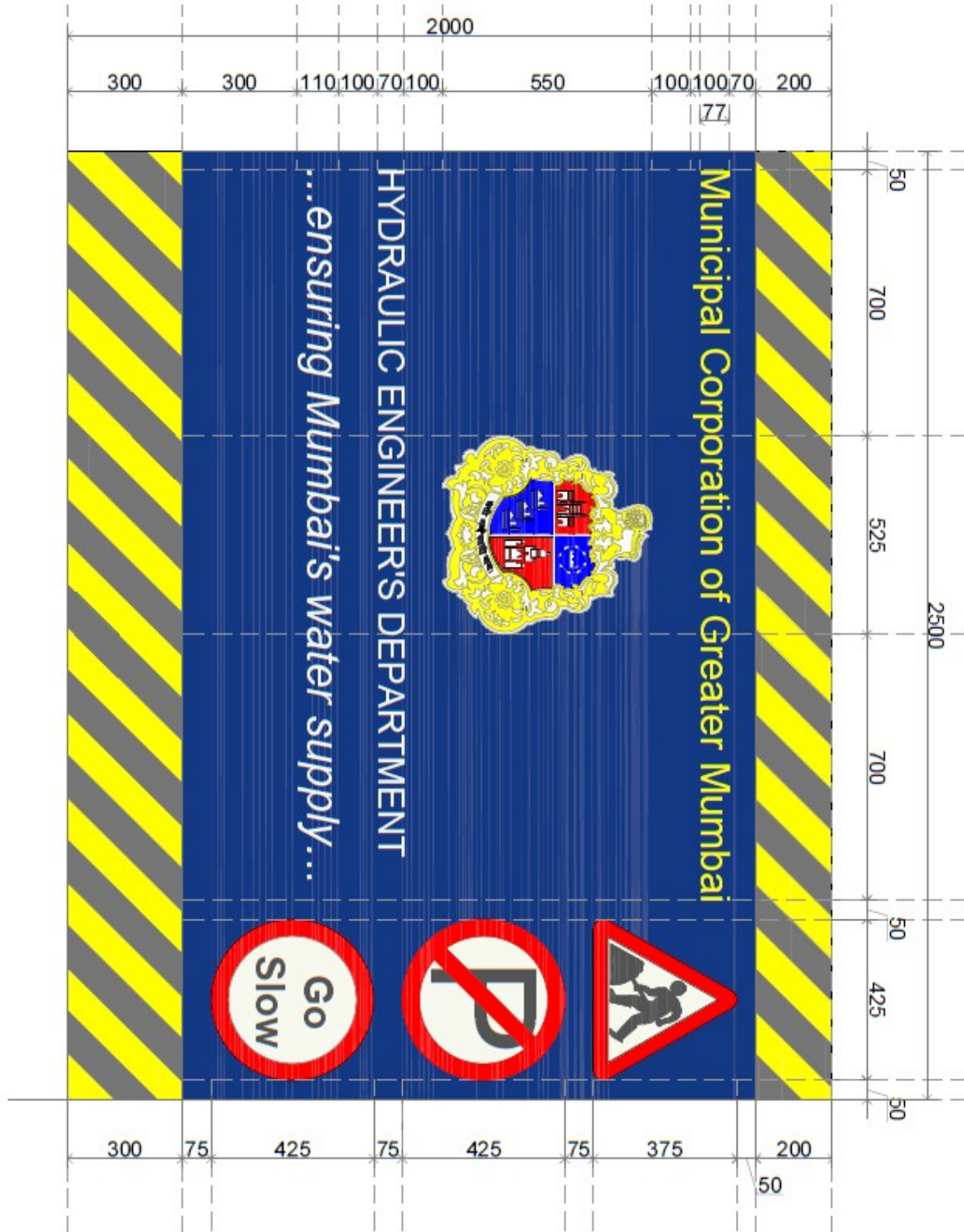
3) SEWERAGE PROJECTS DEPARTMENT/ SEWERAGE OPERATIONS

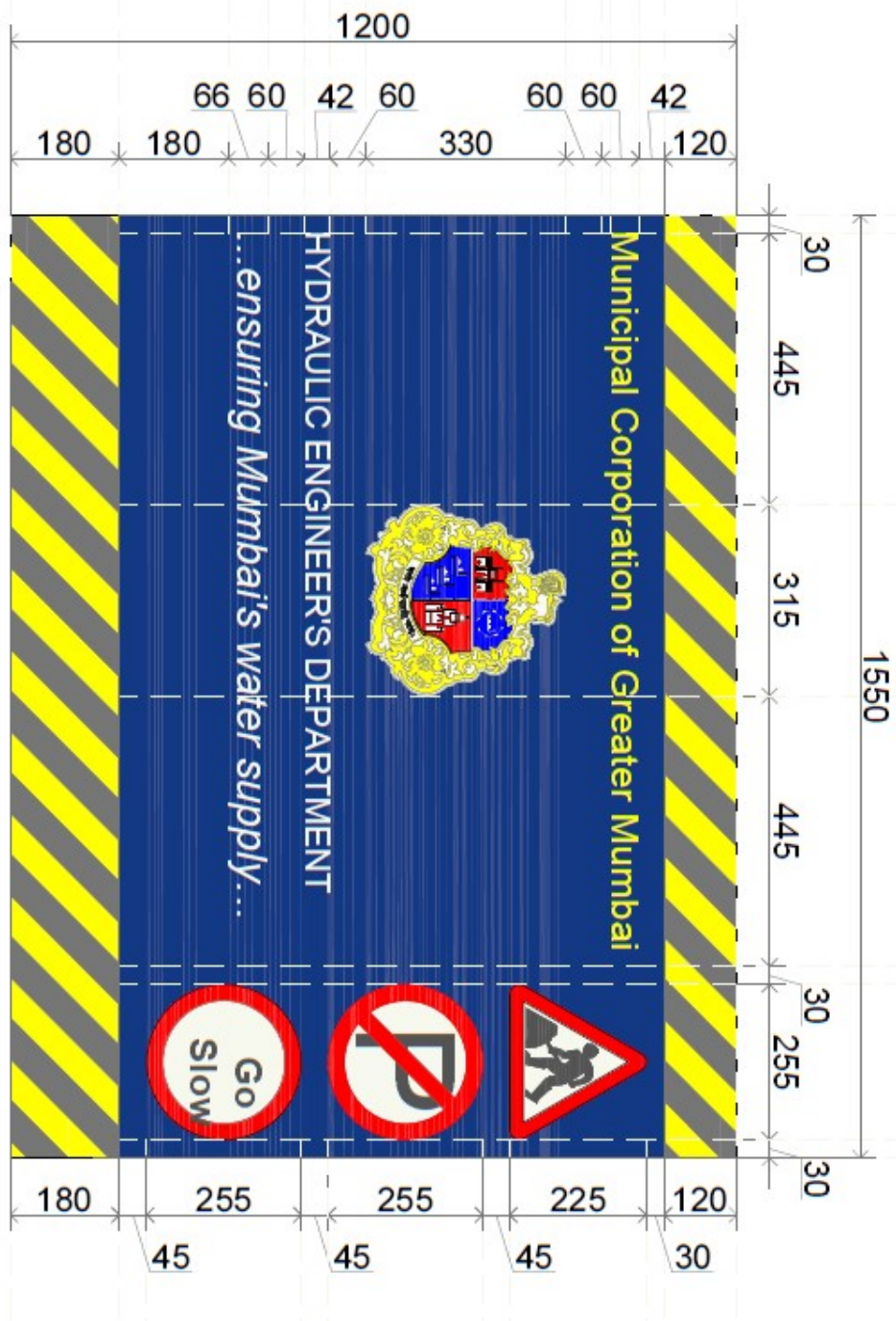
DEPARTMENT

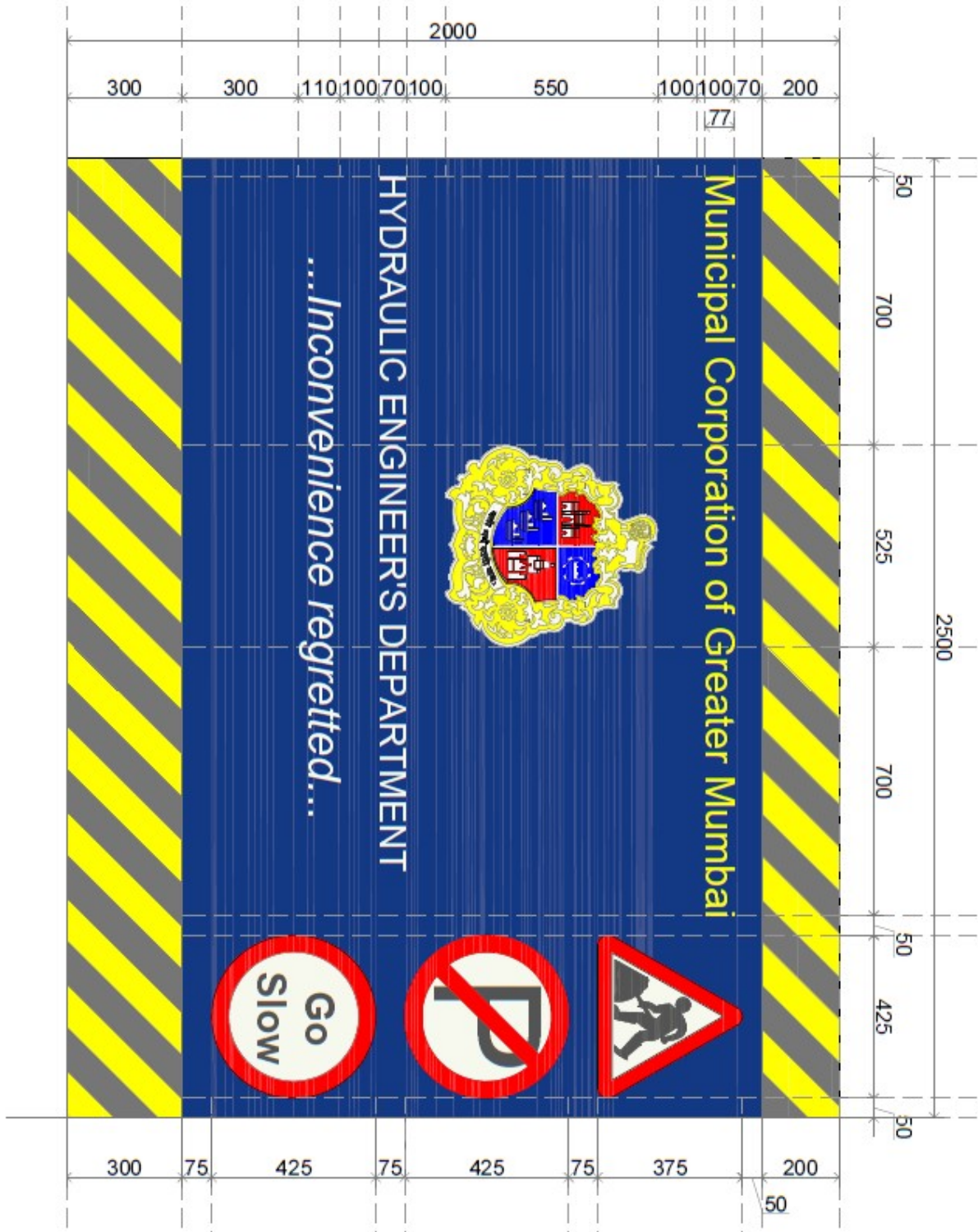
- i) Inconvenience regretted
- ii) Reduce Reuse Recycle
 - a.a.iii Clean Mumbai , healthy Mumbai

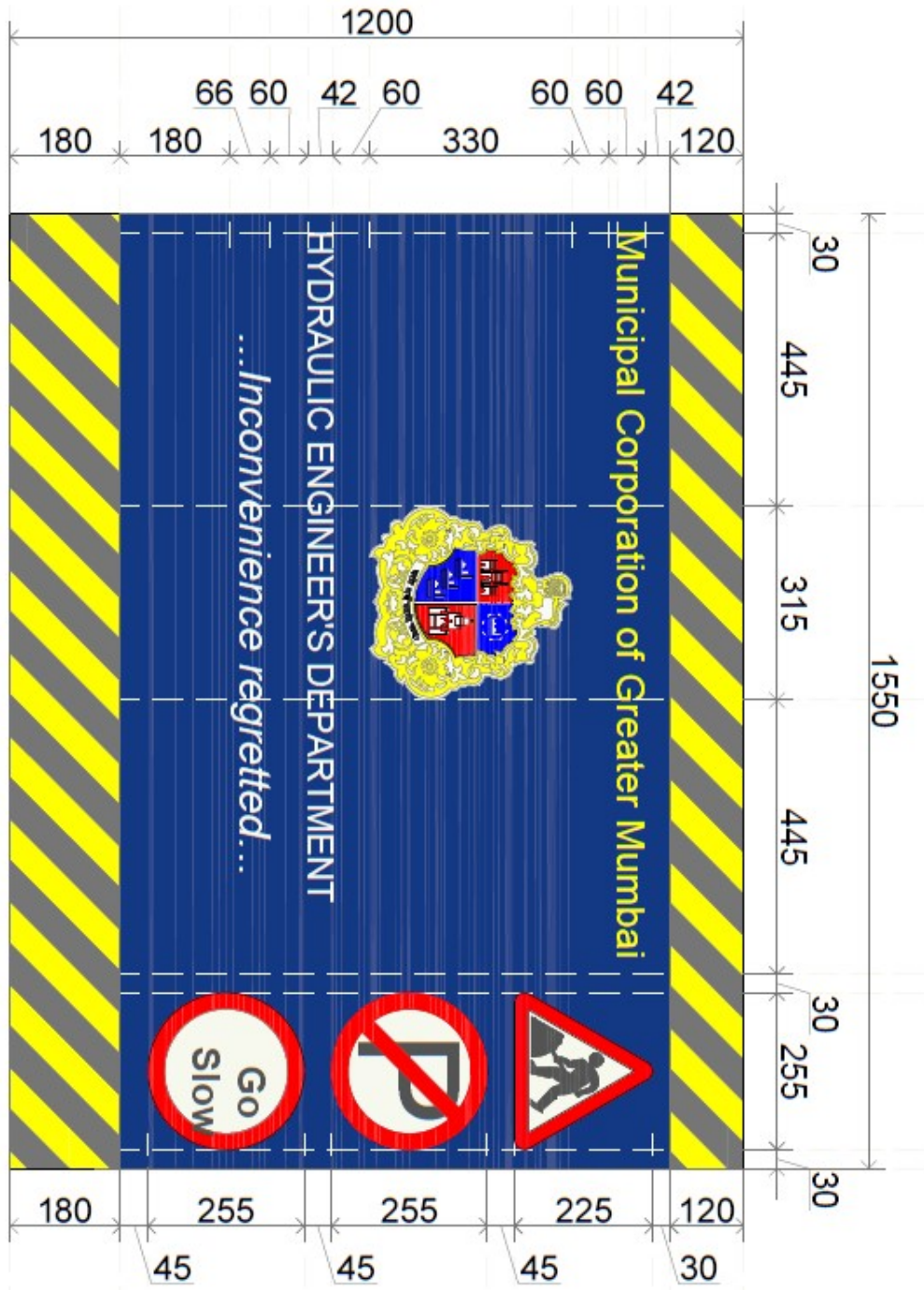
4) STORM WATER DRAIN DEPARTMENT/ WARD WORKS


- i) Inconvenience regretted
- ii) Working towards a better tomorrow
- iii) Swatch Bharat

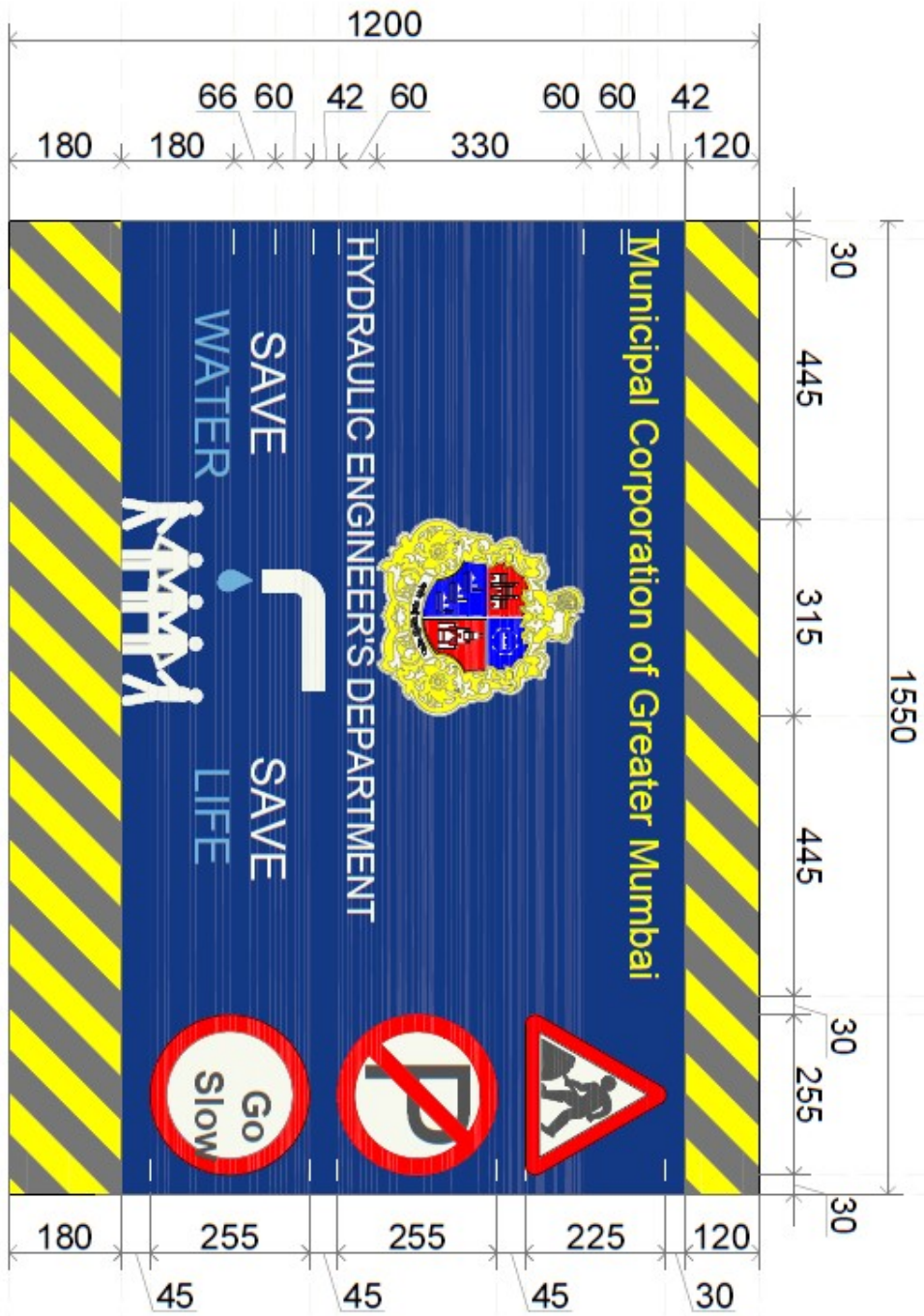




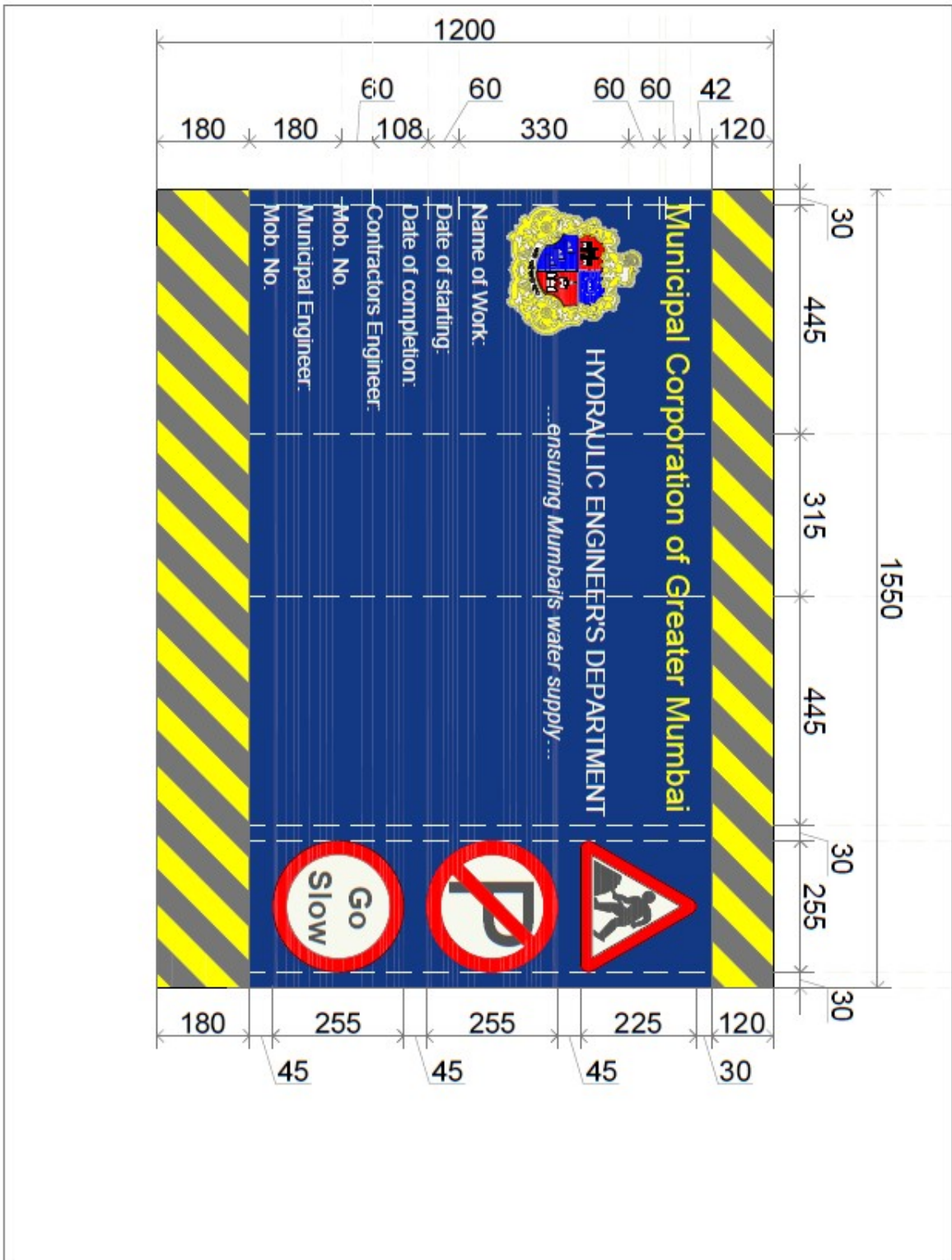












SECTION 17

CIRCULAR REGARDING

PWD REGISTRATION

MUNICIPAL CORPORATION OF GREATER MUMBAI

No. DIR/ES & P/1078/mc dtd. 30/11/2018

Sub : Govt. directives issued u/No.

- 1) सार्वजनिक बांधकाम विभाग, शासन निर्णय क्र. सीएटी-1096/प्र.क्र.172/इमारती-2, दि. 20-4-1998.
- 2) सार्वजनिक बांधकाम विभाग, शासन निर्णय क्र. सीएटी-2017/प्र.क्र.8/इमारती-2, दि. 12-4-2017 व दि. 29-6-2017 चे शुध्दीपत्रक.
- 3) सार्वजनिक बांधकाम विभाग, शासन निर्णय क्र. सीएटी-1096/प्र.क्र.172/इमारती-2, दि. 16-8-2017.
- 4) शासन शुध्दीपत्रक क्रमांक: सीएटी-1096/प्र.क्र.172/इमा-2 (संकीर्ण-2017/ प्र. क्र.94/इमारती-2) दि. 21-9-2017.
- 5) शासन निर्णय क्रमांक: सीएटी-2017/प्र.क्र.08/इमा-2 दि. 27-9-2018.

Ref : Hon'ble M.C.'s order under no.MGC/F/7640 dtd. 05-11-2018.

Reference is requested to the above Govt. directives wherein it is clarified that the P.W.D. has now stopped registration of contractors from 21-8-2017 for more than Rs. 1.5 crore works and now there is only one category for registration i.e. upto Rs. 1.5 crore.

The proposal was submitted for Hon'ble M.C.'s approval to accept the work experience of Semi-Govt./Govt. works and registration condition with P.W.D. shall not be insisted hereafter for the works more than Rs. 1.5 crores as the registration for more than Rs. 1.5 crore work is stopped by P.W.D. The same is approved by Hon'ble M.C. vide No. MGC/F/7640 dtd. 05-11-2018.

All the concerned are hereby directed to note the above approval and act accordingly while scrutinizing the tenders.

sd/-
Director (E. S. & P.)

City Engineer/Ch.Eng.(Roads & Traffic) / Ch.Eng. (Bridges) / H. E. / Ch.Eng. (WSP)
/Ch.Eng.(S.P.) / Ch.Eng.(MSDP) / Ch.Eng. (BM) / Ch.Eng.(Vig) / Ch.Eng. (M&E) /
Ch.Eng.(D.P.)/Ch.Eng.(SWD) / Ch.Eng.(SWM) / Ch.Eng.(CTIRC)/ Ch.Eng. (Coastal
Roads) / Dy. Ch.Eng.(HIC) / Dy.Ch.Eng.(SIC)/ Supt. of Gardens
Asstt. Comm. ' ' Ward

No. DIR/ES & P/1078/mc dtd. 30/11/2018

C.C. to : DMC(MCO)/ DMC(GA)/ DMC(Vig)/ DMC(SE) / DMC(E)/ DMC(CDD)

SECTION 18

CIRCULAR REGARDING

PARAMETERS OF

LITIGATION HISTORY OF

THE BIDDER

MUNICIPAL CORPORATION OF GREATER MUMBAI

No. : MGC/F/6565 dtd. 25-9-2018

CIRCULAR

Sub : Setting up the parameters of litigation history of the bidders.

As approved by Hon'ble M.C., the clause of litigation history be included as part of SBD as below :-

- 1) The bidder shall disclose the litigation history in Packet 'B' under the head "Details of Litigation History".

If there is no Litigation History, the bidder shall specifically mention that there is no Litigation History against him as per the clause of Litigation History. In case there is Litigation History -

Litigation History must cover – Any action of blacklisting, debarring, banning, suspension, deregistration and cheating with MCGM, State Govt., Central Govt. or any authority under State or Central Govt./Govt. organisation initiated against the company, firm, directors, partners or authorized signatory shall be disclosed for last 5 years from the date of submission of bid. Also, bidder must disclose the litigation history for last 5 years from the date of submission of bid about any action like show cause issued, blacklisting, debarring, banning, suspension, deregistration and cheating with MCGM and MCGM is party in the litigation against the company, firm, directors, partners or authorized signatory for carrying out any work for MCGM by any authority of MCGM and the orders passed by the competent authority or by any Court where MCGM is a party. While taking decision on litigation history, the concerned Chief Engineer or D.M.C. or Director, as may be the case, should consider the details submitted by bidder and take decision based on the gravity of the litigation and the adverse effect of the act of company, firm, directors, partners or authorized signatory on the MCGM works which can spoil the quality, output, delivery of any goods or any work execution and within the timeframe.

- 2) The litigation history shall be treated as curable defect and hence, the portion/clause of SBD, (C) Bid Capacity at Pg. 15 & in the chapter of 'Instructions to Applicants' at Pg. 31 of the SBD will be now corrected by deleting the word litigation history and shall be read as below.

C) Bid Capacity :

The bid capacity of the prospective bidders will be calculated as under: Assessed Available Bid Capacity = $(A * N * 2 - B)$

Where,

A = Maximum value of Civil Engineering works executed in any one year (year means Financial year) during the last five years (updated to the price level of the Financial year in which bids are received at a rate of 10% per year) taking into account the completed as well as works in progress.

N = Number of years prescribed for completion of the Project/Works, excluding monsoon period, for which these bids are being invited. (E.g. 7 months = 7/12 year). For every intervening monsoon, 0.33 shall be added to N.

B = Value of existing commitments (only allotted works) on the last date of submission of bids as per bidding document and on-going works to be completed during the period of completion of the Project/Works for which these bids are being invited.

Note: The statement showing the value of existing commitments and on-going works as well as the stipulated period of completion remaining for each of the works listed should be attached along with certificates duly signed by the Engineer-in Charge, not below the rank of an Executive Engineer or equivalent.

Even though the bidders meet the above qualifying criteria, they are subject to be disqualified if they have:

- made misleading or false representation in the forms, statements and attachments submitted in proof of the qualification requirements; and/or
- Record for poor performance such as abandoning the works, not properly completing the contract, inordinate delays in completion, litigation-history, or financial failures etc."

All the concerned are directed to implement the above directions with immediate effect.

o/c

Director (E. S. & P.)

City Engineer/Ch.Eng.(Roads & Traffic) / Ch.Eng. (Bridges) / H. E. / Ch.Eng. (WSP) / Ch.Eng.(S.P.) / Ch.Eng(S.O.)/ Ch.Eng.(MSDP) / Ch.Eng. (BM) / Ch.Eng.(Vig) / Ch.Eng. (M&E) / Ch.Eng.(D.P.)/Ch.Eng.(SWD) / Ch.Eng. (Coastal Road) / Ch.Eng.(SWM) / Ch.Eng.(CTIRC)/Dy. Ch.Eng.(HIC) / Dy.Ch.Eng.(SIC), Supt. of Gardens/

Asstt. Comm. Ward / Asstt. Comm.(Markets) / Asstt. Comm. (Estate) / Asstt. Comm.(Planning) / Asstt. Comm.(R.E.) City/W.S./E.S.

No. DIR/ES & P/915/MC dtd. 27-9-2018

C.C. to : DMC(MCO)/ DMC (Imp.) / DMC(GA)/ DMC(Vig)/ DMC(SE) / DMC(E)/ DMC(CPD)/ DMC(SWM)/DMC (Education)/DMC (RE) / DMC(PH)/ DMC(Z-I) / DMC(Z-II) / DMC(Z-III) / DMC(Z-IV) / DMC(Z-V) / DMC(Z-VI) / DMC(Z-VII) / C.A. (E) / C.A. (WSSD) / C.A. (C.P.D.) / Law Officer

Forwarded for information please.

o/c

Director (E.S.& P.)

No. No. DIR/ES & P/915/MC dtd. 27-9-2018

C.C. to:

Submitted please.

o/c

Director (E.S.& P.)

A.M.C.(City) / A.M.C.(E.S.) / A.M.C(W.S) / A.M.C(P)

Sir/Madam,

BLANK

SECTION 19

CIRCULARS

MUNICIPAL CORPORATION OF GREATER MUMBAI

Central Purchase Department

CIRCULAR

No. D.M.C./CPD/3217 Date: 02.03.2019

Sub : To incorporate new clause of internal "GRIEVANCE REDRESSAL MECHANISM" in the standard Bid document.

Ref: i) CA/FRD/I/05 dt. 10.05.2016
ii) MGC/F/8155 dtd. 30.01.2019.

- Vide above reference, Hon'ble M.C. has granted to discontinue the existing Procurement Redressal Committee & to incorporate new clause of internal "GRIEVANCE REDRESSAL MECHANISM" as mentioned below in the bid document.

INTERNAL GRIEVANCE REDRESSAL MECHANISM

M.C.G.M. has formed a internal Grievance Redressal Mechanism for redressal of bidder's grievances. Any Bidder or prospective Bidder aggrieved by any decision, action or omission of the procuring entity being contrary to the provisions of the tender or any rules or guidelines issued therein, in Packet 'A', 'B' & 'C' can make an application for review of decision of responsiveness in Packet 'A', 'B' & 'C' within a period of 7 days or any such other period, as may be specified in the Bid document.

While making such an application to procuring entity for review, aggrieved bidders or prospective bidders shall clearly specify the ground or grounds in respect of which he feels aggrieved.

Provided that after declaration of a bidder as a successful in Packet 'A' (General Requirements), an application for review may be filed only by a bidder who has participated in procurement proceedings and after declaration of successful bidder in Packet 'B' (Technical Bid), an application for review may be filed only by successful bidders of Packet 'A'. Provided further that, an application for review of the financial bid can be submitted, by the bidder whose technical bid is found to be acceptable / responsive.

Upon receipt of such application for review, M.C.G.M. may decide whether the bid process is required to be suspended pending disposal of such review. The M.C.G.M. after examining the application and the documents available to him, give such reliefs, as

may be considered appropriate and communicate its decision to the Applicant and if required to other bidders or prospective bidders, as the case may be.

M.C.G.M. shall deal and dispose off such application as expeditiously as possible and in any case within 10 days from the date of receipt of such application or such other period as may be specified in pre-qualification document, bidder registration document or bid documents, as the case may be.

Where M.C.G.M. fails to dispose off the application within the specified period or if the bidder or prospective bidder feels aggrieved by the decision of the procuring entity, such bidder or prospective bidder may file an application for redressal before the 'Internal Procurement Redressal Committee' within 7 days of the expiry of the allowed time or of the date of receipt of the decision, as the case may be. Every such application for internal redressal before Redressal Committee shall be accompanied by fee of Rs.25,000/- and fee shall be paid in the form of D.D. in favour of M.C.G.M.

1st Appeal by the bidder against the decision of C.E./HoD/Dean can be made to concerned D.M.C /Director who should decide appeal in 7 days.

If not satisfied, 2nd Appeal by the bidder can be made to concerned A.M.C for decision.

Grievance Redressal Committee (GRC) is headed by concerned D.M.C / Director of particular department for the first appeal / grievances by the bidder against the decision for responsiveness / non-responsiveness in Packet 'A', Packet 'B' or Packet 'C', and if not satisfied, concerned A.M.C. will take decision as per second appeal made by the bidder.

This Grievance Redressal Committee (GRC) will be operated through DMC(CPD) office where appeals of aggrieved bidder will be received with fee of Rs. 25,000/- from aggrieved bidder. The necessary correspondence in respect of said applications to the aggrieved bidder & concerned department, issuing notices, arranging of Grievance Redressal Committee (GRC) with D.M.C and further proceeding will be carried out through registrar appointed by MCGM.

No application shall be maintainable before the redressal Committee in regard of any decision of the M.C.G.M. relating to following issues:

- Determination of need of procurement
- The decision of whether or not to enter into negotiations.
- Cancellation of a procurement process for certain reasons.

On receipt of recommendation of the Committee, It will be communicated his decision thereon to the Applicant within 10 days or such further time not exceeding 20 days, as may be considered necessary from the date of receipt of the recommendation and in case of non-acceptance of any recommendation, the reason of such non-acceptance shall also be mentioned in such communication.

Additional Municipal Commissioner and/or Grievance Redressal Committee, if found, come to the conclusion that any such complaint or review is of vexatious, frivolous or malicious nature and submitted with the intention of delaying or defeating any procurement or causing loss to the procuring entity or any other bidder, then such complainant shall be punished with fine, which may extend to Five Lac rupees or two percent of the value of the procurement, whichever is higher.

- All head of department are therefore requested to take a note of above and process tenders accordingly.

Sd/- 21.02.19

D.M.C(CPD)

CIRCULAR

2018-19

No. D.M.C./CPD/3217 Date: 02.03.2019

CC: to

Director(E.S&P)	D.M.C(E)	D.M.C(S.E)	D.M.C(SWM)	D.M.C(Education)
D.M.C(Vig.)	D.M.C(Z-I)	D.M.C(Z-II)	D.M.C(Z-III)	D.M.C(Z-IV)
D.M.C(Z-V)	D.M.C(Z-VI)	D.M.C(Z-VII)	D.M.C(A&C)	D.M.C(Improvement)
D.M.C(D.M)	D.M.C(Spl.)	D.M.C(M.C's Office)	D.M.C(E.R.)	Director(M.E & M.H)
Ch.M.S(Sp. Hosp.)	E.H.O Dean (LTMG Hosp.& Med. College)	P.S. to M.C. Dean (B.Y.L Nair Hosp.)	C.E. Dean (Nair Hosp. Dental College)	P.S. to AMC(P)
Dean (KEM Hosp.)				H.E.
Ch.E.(D.P)	Ch.E.(Roads & Traffic)	Ch.E.(M.S.D.P)	Ch.E.(SWD)	Ch.E.(S.O)
Ch.E.(S.P)	Ch.E.(W.S.P)	Ch.E.(Vig.)	Ch.E.(B.M)	Ch.E.(S.W.M)
Ch.E.(Bridge)	Ch.E.(M&E)	Ch.E.(C.T.I. & R.C)	Ch. L.O	Edu. Officer
M.A	Security Officer	Law Officer	Supt. Of Garden	Supt. Of Licence
M.C.A	M.S.	C.A.(F)	C.A.(T)	C.A.(W.S.S.D)

Copy submitted for information please

Sd/-02.03.19

DY.Ch.E.(CPD)

MUNICIPAL CORPORATION OF GREATER MUMBAI

No. Dir / ES & P / 415 / 117 dated 31/12/19

MINUTES OF MEETING HELD ON 21-12-2019 AT 5.00 P.M. UNDER THE CHAIRMANSHIP OF DIRECTOR (E.S. & P.) REGARDING ACCIDENT COMPENSATION POLICY

The following officers were present for the meeting.

- | | | | |
|----|-------------------------|---|--------------------------|
| 1) | Shri Prakash Savardekar | - | Dy.Ch.Eng. (Roads) Plg. |
| 2) | Shri Ramdas Avhad | - | C.A. (W.S.S.D.) |
| 3) | Shri C.P. Metkar | - | E.E. (Const.) E.S., H.E. |
| 3) | Shri Sunil Jadhav | - | Dy.C.A. (Exp.), C.A. (F) |

The condition to be included in all civil works tenders having value more than Rs. 5 crores is discussed based on the draft policy prepared by Ch.Eng. (S.P.).

After the discussion, the draft is amended and the cases covered as mentioned in the draft policy which includes first aid, hospitalisation, partial/ permanent disability and death.

To decide the cases for compensation, it is felt that a panel shall be formed comprising of

- i) HoD of the concerned deptt.
- ii) MOH of the Ward
- iii) A.S.O. of the Ward

or as may be decided by A.M.C. (P) / Hon'ble M.C.

The meeting then concluded.

[Handwritten Signature]
31/12/19
Dir. (ES & P)


Copy to:- H.E. / Ch.E.(S.P.)/Ch.Eng. (Roads & Traffic)/Ch.Eng. (S.O.) / Ch.Eng. (S.W.D.) / C.A. (F) / C.A. (W.S.S.D.)


[Circular Stamp: 01 JAN 2020, प्रमुख लेखापाल पा.पु.म.नि.विभाग]
AO (Gen)
Pl. note & circulate
प्रमुख लेखापाल
Dy. Chief Accountant (H-t) (Admn.)
Pl. note & circulate to all Dy. CA & Accounts Officer for further n/a.
Chief Accountant (W.S.&S.D.)
01/01/2020
व. लेख प्रमुख (अतिरिक्त)
व. लेख प्रमुख (अतिरिक्त)

II:

व.ले.प. व ले.स. (अभिलेख)

संदर्भित परिपत्रक ई-मेलद्वारे सर्वे उप प्र.लेखापाल/लेखा अधिकारी ५१ युनिट कार्यालये/उप विभाग व व्यवस्थापक नि.सं. केंद्र बांना पाठविण्यात येवे.


लेखा अधिकारी (सर्वसाधारण)
(पा.पु.म.नि.)

दि. ०५/०९/२०२० रोजी ई-मेल केला.
नायस्थिती जाहद पदनाम लिपिके सही 



3

SPECIAL DIRECTIONS FOR ACCIDENT COMPENSATION

(To be included in tender conditions)

(A) Preamble:-

In MCGM infrastructural project works are ongoing by various departments such as Roads/SWD/HE/WSP/MSDP/Bridges/SO/SP/BM etc. As per GCC clause 12, 15 & Special Condition of Contract clause 53 at present contractor is submitting 3 policies namely,

1. W C Policy – Workmen Compensation Policy
2. CAR Policy – Contractor All Risk Policy
3. Maharashtra state worker Welfare Policy.

Workmen Compensation Policy covers for labours working on particular project as per Workman Compensation Act.

CAR Policy i.e. Contractor All Risk Policy covers contractor's work, plant, machinery etc and third party liability to the extent of one event.

Maharashtra State Worker Welfare Board's policy for welfare of workers.

In-spite of observing all safety precautions at site, unforeseen incidences/ accidents/ untoward incident may happen. Further, it is observed that, Accidental Compensation to any third party / Public / Trespasser is not fully covered under any of these policies. In view of the various incidences / accidents occurring at site, it is felt that an Accident Compensation Policy to cater for public liability is necessary.

(B) Post accidental situation can be described in 4 stages:

1. In case of any mishap caused to any third person within construction site/ project site because of the negligence / or due to accident/ or untoward incident/ or due to unforeseen reason on account of contractors personnel / machinery resulting in to injury/ permanent disability / death, the contractor shall pay the following compensation to the citizen or his/her legal heir:

- a) **First Aid:** This facility shall be made available at each site by the contractor with all preliminary medical aid.
- b) **Hospitalization:** In case of injury, the contractor shall admit the injured person to the nearest Government hospital or in absence of Government /Municipal hospitals, Private hospital and shall bear all the medical expenses maximum up to Rs.20,000/-.

c) Partial/ Permanent Disability:

- i) In case of partial disability, compensation up to Rs.2,50,000/- shall be paid by the contractor within 7 days on receipt of directions from the competent authority/MCGM Pannel.
- ii) In case of permanent disability compensation up to Rs.5,00,000/- shall be paid by the contractor within 7 days on receipt of directions from the competent authority/ MCGM Pannel.

Note: The state of the partial/ permanent disability to the injured person will be decided after evaluation and certification from the MCGM Pannel.

d) Death:

In case of death, a fixed compensation of Rs.10,00,000/- shall be paid by the contractor to his/her legal heir within 15 days on receipt of directions from the competent authority/MCGM Pannel.

Contractor's obligation period will start from the date of issuance of the work order up to the date of completion of work on site.

Death/ Permanent Disability/ Partial Disability due to accident should not be caused by the following:

- a) Attempted suicide or self-inflicted injuries while sane or insane, or whilst the person is under the influence of any narcotic substance or drug or intoxicating liquor.
- b) The Death/ Permanent Disability/ Partial Disability shall be caused by violent, external and visible means.

MCGM Pannel :- May be included with

- 1) HOD of the concerned department
- 2) MOH of the Ward
- 3) A.S.O. of the Ward

Or as may be decided by the Municipal Commissioner.

बृहन्मुंबई महानगरपालिका
जल अभियंता यांचे खाते

विषय:- संवैधानिक अनुसूचित जाती व जमाती व इतर मागासवर्गीय
यांच्यासाठी नोकरीमध्ये असलेल्या आरक्षण धोरणाची अंमलबजावणी
करणेवावत.
संदर्भ:- एमवीसी/6913 दि.05.05.2020.

विषयांकित वावतचे संदर्भान्वये प्राप्त झालेले परिपत्रक अवलोकून त्या अनुषंगाने
पुढील कामांकरिता काढण्यात येणा-या निविदांवावत उचित कार्यवाही करावी.

No. Dy. HE (Cons.) / 684 I.R
14/7/2020

उप जल अभियंता (संयोजक)
13.07.2020
मु. नि. (वां) संयोजक
25/05/2020

कार्यकारी अभियंता ज.का.(वां.)शहर

✓कार्यकारी अभियंता ज.का.(वां.)पश्चिम उपनगरे

कार्यकारी अभियंता ज.का.(वां.)पूर्व उपनगरे

13.07.2020\ID:\Praveen\LO,BCCell,ChPO\I
MBC-6913 dtd.05.05.2020

बृहन्मुंबई महानगरपालिका
कार्यकारी अभियंता ज.का. (वां.) शहर
(संयोजक) पश्चिम उपनगरे
दि. 14/7/2020
601/IR

स. अभि. ज. का. (वां) प. उ. परि -3,4,7
मुख्य विपिन (विपिन) / अभि
Discuss with A.O.
and report
आवश्यकतेनुसार पुढील कार्यवाहीसाठी
कार्य. अभि. ज. का. (वां) प. उ. प.

Harshda Venu
31/8/20
Pl give copy to all AE

ask them to
make provision of the same

Shri. Bagade/Manjunath f All SE with
for n/a - after in box file.
Pl. Note

06/06/20

वृहन्मुंबई महानगरपालिका

सामान्य प्रशासन विभाग

क्र.मवीसी/६९९३ दि.१०.०३.२०२० ५/५/२०२०

परिपत्रक

विषय: संवैधानिक अनुसूचित जाती व जमाती व इतर मागासवर्गीय
यांच्यासाठी नोकरीमध्ये असलेल्या आरक्षण धोरणाची
अंमलबजावणी करणे बाबत.

संदर्भ: क्र.वीसीसी २०१९/प्र.क्र.५७८/ए/१६-ब दि.०१.०१.२०२०

सोबत जोडलेले, अवर सचिव, महाराष्ट्र शासन यांचे पत्र क्र.वीसीसी २०१९/प्र.क्र.५७८/ए/१६-ब दि.०१.०१.२०२० सर्व खाते प्रमुख/विभाग प्रमुख यांच्या माहितीकरीता व योग्य त्या कार्यवाहीकरीता निर्गमित करण्यात येत आहे.

सदर पत्रातील निर्देशानुसार वृहन्मुंबई महानगरपालिकेमार्फत निविदेद्वारे करण्यात येणाऱ्या ४५ दिवसांपेक्षा अधिक कालावधीसाठीच्या कामांसाठी महाराष्ट्र राज्य लोकसेवा (अनुसूचित जाती, अनुसूचित जमाती, विमुक्त जाती, भटक्या जमाती, विशेष मागास प्रवर्ग आणि इतर मागास वर्ग यांच्यासाठी आरक्षण) अधिनियम २००९ च्या कलम ३ नुसार ४५ दिवसांपेक्षा अधिक कालावधीसाठीच्या तात्पुरत्या नियुक्त्यांसाठी, सदर आरक्षण लागू केलेले आहे. त्यानुसार ४५ दिवसांपेक्षा अधिक कालावधीसाठीच्या तात्पुरत्या नियुक्त्यांसाठी आरक्षणाचे नियम लागू करण्याची कार्यवाही खातेरतनावरून करण्यात यावी.

सर्व खाते/विभाग प्रमुखांना सूचित करण्यात येते की, शासनाच्या क्र.वीसीसी २०१९/प्र.क्र.५७८/ए/१६-ब दि.०१.०१.२०२० रोजी दिलेल्या शासन निर्देशांची अंमलबजावणी काटेकोरपणे करण्यात यावी.

सही/- दि.११.०३.२०२० सह प्रमुख कर्मचारी अधि. (मागासवर्ग कक्ष)	सही/- दि.१३.०३.२०२० प्रमुख कर्मचारी अधिकारी	सही/- दि.१३.०३.२०२० सह आयुक्त (सामान्य प्रशासन)	सही/- दि.११.०३.२०२० अति.आयुक्त (शहर)
---	--	--	---

प्रकअ/ ७५ /सर्वसा/एमसी/३०४
२०१९-२०२०

मनपा आयुक्तांचे कार्यालय
क्र.एमवीसी/६९९३
दि.१३.०३.२०२०

684

प्रत यांना माहितीकरिता व
यांच्या कार्यवाहीकरिता प्रत महानगरपालिकेच्या
यांना अग्रेषित. सदर परिपत्रकाची प्रत
या संकेतस्थळावर उपलब्ध आहे.
संदर्भ: क्र.वीसीसी २०१९/प्र.क्र.५७८/ए/१६-ब दि.०१.०१.२०२०

ADCC
SPK
उप जल अभियंता
वा.ध.का.वे
व.न.
SPK
संमेलन
०१/०३/२०२०
५-४२२९३ (१-२)
मु.मि.ली.
संमेलन
०१/०३/२०२०
स.प्र.ली.)

महाराष्ट्र शासन

प- 175

क्रमांक : बीसीसी २०१९/प्र.क्र.५७८ अ/१६-व
सामान्य प्रशासन विभाग, मंत्रालय,
हुतात्मा राजगुरु चौक, मादाम कामा मार्ग,
मुंबई - ४०००३२.
दिनांक : १ जानेवारी, २०२०.

प्रति,

आयुक्त,
बृहन्मुंबई महानगर पालिका,
मुंबई.

MC/City/.....²/_{18/2}/⁰⁴/₂₀₂₀

विषय : सांविधानिक अनुसूचित जाती/ जमाती व इतर मागासवर्गीयांसाठी
नोकरीमध्ये असलेल्या आरक्षण घोरणाची अंमलबजावणी करणेबाबत.

~~पुणे~~

उत्तर प.०.

महोदय,

उपरोक्त विषयाबाबतची श्री.सुधीर बंडू जाधव समाजसेवक यांच्या दि.२.१२.२०१९

च्या निवेदनाची प्रत सोबत जोडली आहे. **N.R.**

२. श्री.जाधव यांनी उपरोक्त निवेदनाद्वारे बृहन्मुंबई महानगरपालिकेमार्फत निवेदेद्वारे
करण्यात येणाऱ्या ४५ दिवसांपेक्षा अधिक कालावधीच्या कामासाठी आरक्षण
अधिनियमानुसार मागासवर्गीय उमेदवारांना आरक्षण देण्याबाबतची विनंती केलेली आहे.

३. महाराष्ट्र राज्य लोकसेवा (अनुसूचित जाती, अनुसूचित-जमाती, निरक्षर/अक्षर-
जमाती (विमुक्त जाती), भटक्या जमाती, विशेष मागास प्रवर्ग आणि इतर मागासवर्ग
यांच्यासाठी आरक्षण) अधिनियम, २००९ च्या कलम ३ नुसार ४५ दिवसांपेक्षा अधिक
कालावधीसाठीच्या तात्पुरत्या नियुक्त्यांसाठी, सदर आरक्षण लागू केलेले असल्याने
त्यानुसार उचित कार्यवाही करण्याचे संबंधितांना निदेश द्यावेत, ही विनंती.

A.M.C. (City)

पू-क-अ.

पुणे महानगरपालिका

(सामान्य प्रशासन)

बृहन्मुंबई महानगरपालिका	
आयुक्तांचे कार्यालय	
15 FEB 2020	
समय	११, १२, १३, १४, १५, १६, १७, १८,
क्रमांक	M4K 6203

C:\poo\संविधान

NS 270 DMC-GA- Bmp- 42243- 2020-21- 400 Copy

आपला,

(र. अ. खडसे)

अवर सचिव, महाराष्ट्र शासन